



Community Business Development Partners

# MILWAUKEE COUNTY

RICK NORRIS, PE. Director, DBE Liaison Officer, ACDBE Liaison Officer

## INTER-OFFICE COMMUNICATION

DATE: February 2019

TO: Supervisor Theodore Lipscomb Sr., Chair, Milwaukee County Board of Supervisors  
Supervisor Marcelia Nicholson, Chair, Economic and Community Development  
Committee Supervisor John Weishan, Jr., Chair, Transportation, Public Works and  
Transit Committee

FROM: Rick Norris, PE, Director, Community Business Development Partners

**SUBJECT: 2018 and January 2019 Participation Report**

### DIRECTIVE

At the request of the Transit, Public Works, and Transportation Committee and Committee on Economic and Community Development, the Community Business Development Partners Department (CBDP) provides a quarterly update on the Disadvantaged Business Enterprise (DBE)/ Targeted Business Enterprise (TBE) utilization.

### PURPOSE

Determine the economic impact the procurement activity has on small businesses and communities within Milwaukee County; through goals settings of 17 percent professional services and 25 percent construction services. Specifically, the impact the Disadvantage Business Enterprise/Targeted Business Enterprise (DBE/TBE) program has on the local economy.

### THE PROCESS

CBDP gathered contract information from Milwaukee County departments through various sources; such as but not limited to: DocuSign, hardcopies of contracts and 1684 forms. Contract information was gathered on all contracts regardless if the contract had participation or not, such as DBE/TBE subcontractor contract value, length of contract, racial and gender composition, and other company information. The goal was to determine where County dollars were going by location, gender and by race. At the time of this analysis; no employment information was available. The above information is key in determining the economic impact Milwaukee County has in the surrounding area.

### DATA SOURCES

Primary sources of data collection are DocuSign and 1684 forms. It's important to note that not all contracts are routed through a single procurement process. CBDP recognizes that the information used does not represent the total procurement dollars Milwaukee County contract for. Therefore, this report is based on the best available information and it does not represent the totality of contracts. An economic impact analysis was performed by assigning North American Industry Classification System (NAICS) codes to each business; and based on the NAICS codes an economic impact multiplier was generated.



Community Business Development Partners

# MILWAUKEE COUNTY

RICK NORRIS, PE. Director, DBE Liaison Officer, ACDBE Liaison Officer

## KEY FINDINGS

### **Milwaukee County Departments/Division Participation Summary for 2018 and January 2019**

For the reporting period 2018, total contract dollars awarded were approximately \$244.1million (Table 1).

Of that amount, \$68.4 million (28 %) had DBE/TBE participation. Contracts held by DBE/TBE companies were approximately \$10.3 million. For the reporting period January 2019, total contract dollars awarded were approximately \$15.3 million. Of the amount, \$5.4 million (35%) had DBE/TBE participation.

**Chart 1** Shows the total estimated contract value for 2018, was approximately \$244,135,700.

**Chart 2** Shows the total estimated contract value for January 2019, was approximately \$15,258,482.

*Rick Norris*

Rick Norris, PE Director, CBDP  
CC: Chris Abele, Milwaukee  
County Executive



Community Business Development Partners

# MILWAUKEE COUNTY

RICK NORRIS, PE. Director, DBE Liaison Officer, ACDBE Liaison Officer

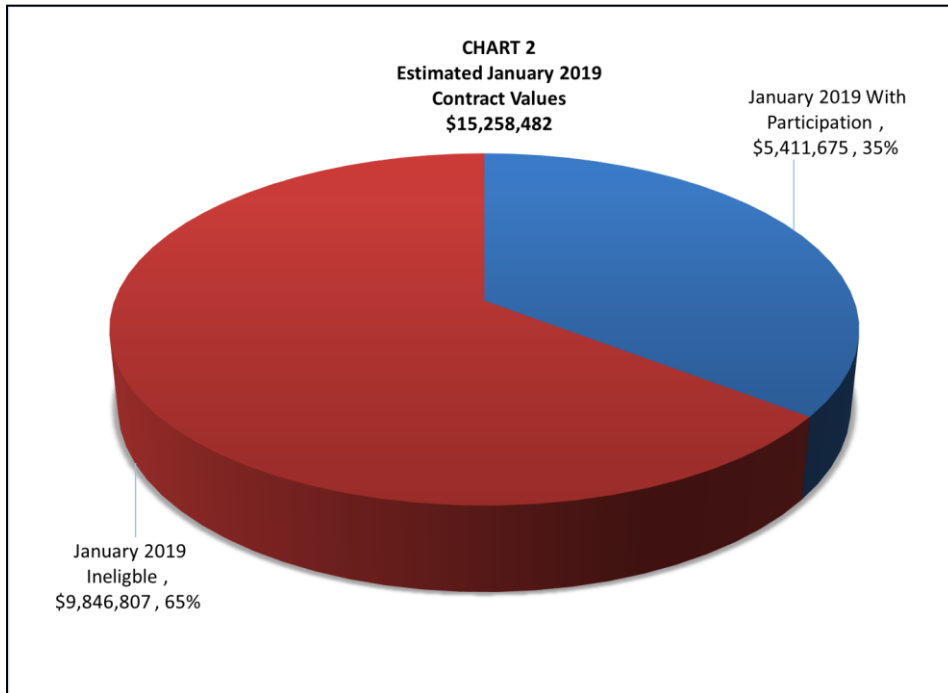
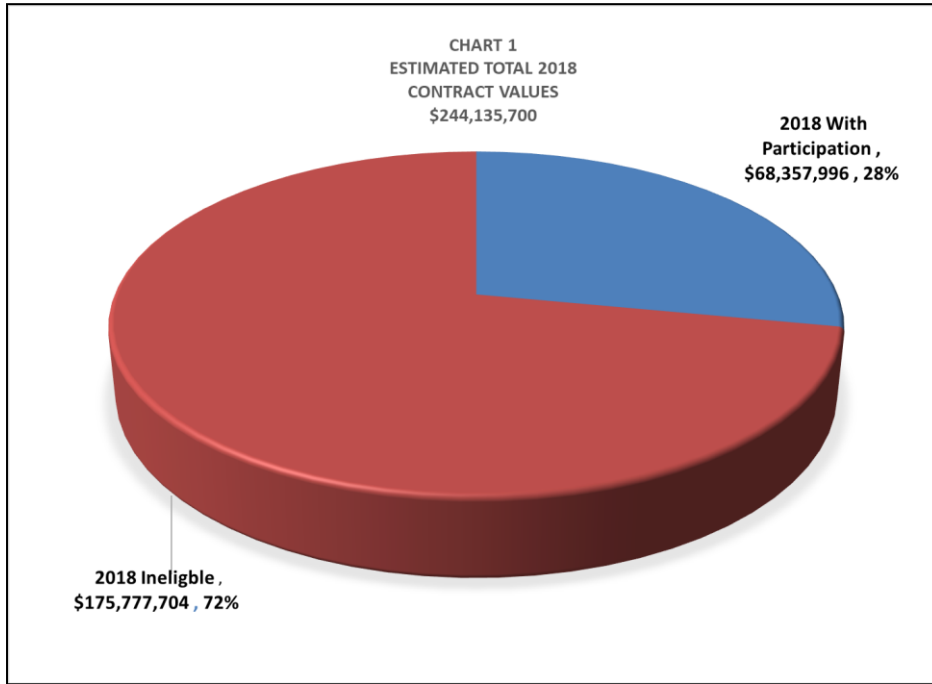
**TABLE 1**

<b>January through December 2018</b>		<b>Value</b>
<b>2018 Contract Value by Department</b>		
Behavioral Health Division		\$ 16,719,561
Department of Administrative Services - Administration & Fiscal Affairs		\$ 6,495,383
Department of Administrative Services - Economic Development		\$ 6,681,228
Department of Administrative Services - Facilities Management		\$ 59,179,456
Department of Administrative Services - Information Management Services		\$ 6,933,325
Department of Administrative Services - Risk Management		\$ 237,465
Department of Child Support Services		\$ 3,454,727
Department of Health & Human Services-Administration/ESD/EAP/MSD		\$ 675,422
Department of Health & Human Services-Delinquency & Court Services Division		\$ 765,187
Department of Human Resources		\$ 989,305
Department of Parks, Recreation & Culture		\$ 2,649,914
Department of Transportation - Airport		\$ 13,300,373
Department of Transportation - Director's Office		\$ 1,448,807
Department of Transportation - Fleet Maintenance		\$ 4,134,949
Department of Transportation - Highway Maintenance		\$ 3,074,010
House of Correction		\$ 29,125,991
Milwaukee County Transit/Paratransit System		\$ 69,863,261
Office of Emergency Management		\$ 1,124,418
Office of the Comptroller		\$ 1,289,232
Office of the County Treasurer		\$ 96,234
Office of the Sheriff		\$ 13,593,973
Zoological Department		\$ 2,303,478
<i>Est. Total Committed Contract Value</i>		<b>\$ 244,135,700</b>
<i>Est. Total Committed Contract Value with DBE/TBE participation</i>		<b>\$ 68,357,996</b>
<i>Est. Total committed Contract Value Contracted with DBE/TBE companies</i>		<b>\$ 10,253,700</b>



Community Business Development Partners  
**MILWAUKEE COUNTY**

RICK NORRIS, PE. Director, DBE Liaison Officer, ACDBE Liaison Officer







# DBE/TBE Participation for 2018 and January 2019

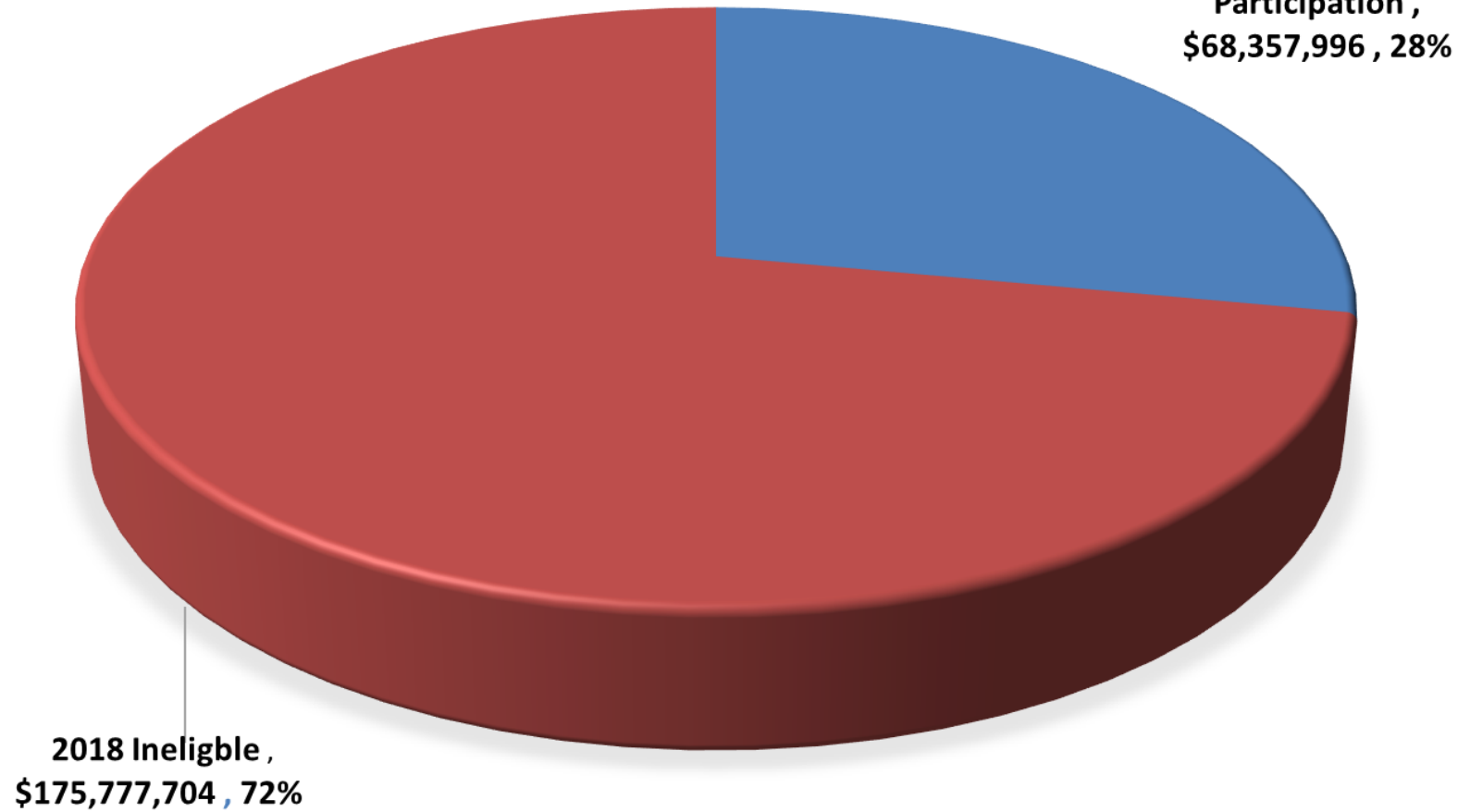
**Milwaukee County CBDP Division  
March 2019**



**TABLE 1**

<b>January through December 2018</b>	
	<b>Value</b>
<b>2018 Contract Value by Department</b>	
Behavioral Health Division	\$ 16,719,561
Department of Administrative Services - Administration & Fiscal Affairs	\$ 6,495,383
Department of Administrative Services - Economic Development	\$ 6,681,228
Department of Administrative Services - Facilities Management	\$ 59,179,456
Department of Administrative Services - Information Management Services	\$ 6,933,325
Department of Administrative Services - Risk Management	\$ 237,465
Department of Child Support Services	\$ 3,454,727
Department of Health & Human Services-Administration/ESD/EAP/MSD	\$ 675,422
Department of Health & Human Services-Delinquency & Court Services Division	\$ 765,187
Department of Human Resources	\$ 989,305
Department of Parks, Recreation & Culture	\$ 2,649,914
Department of Transportation - Airport	\$ 13,300,373
Department of Transportation - Director's Office	\$ 1,448,807
Department of Transportation - Fleet Maintenance	\$ 4,134,949
Department of Transportation - Highway Maintenance	\$ 3,074,010
House of Correction	\$ 29,125,991
Milwaukee County Transit/Paratransit System	\$ 69,863,261
Office of Emergency Management	\$ 1,124,418
Office of the Comptroller	\$ 1,289,232
Office of the County Treasurer	\$ 96,234
Office of the Sheriff	\$ 13,593,973
Zoological Department	\$ 2,303,478
<i>Est. Total Committed Contract Value</i>	<b>\$ 244,135,700</b>
<i>Est. Total Committed Contract Value with DBE/TBE participation</i>	<b>\$ 68,357,996</b>
<i>Est. Total committed Contract Value Contracted with DBE/TBE companies</i>	<b>\$ 10,253,700</b>

CHART 1  
ESTIMATED TOTAL 2018  
CONTRACT VALUES  
\$244,135,700

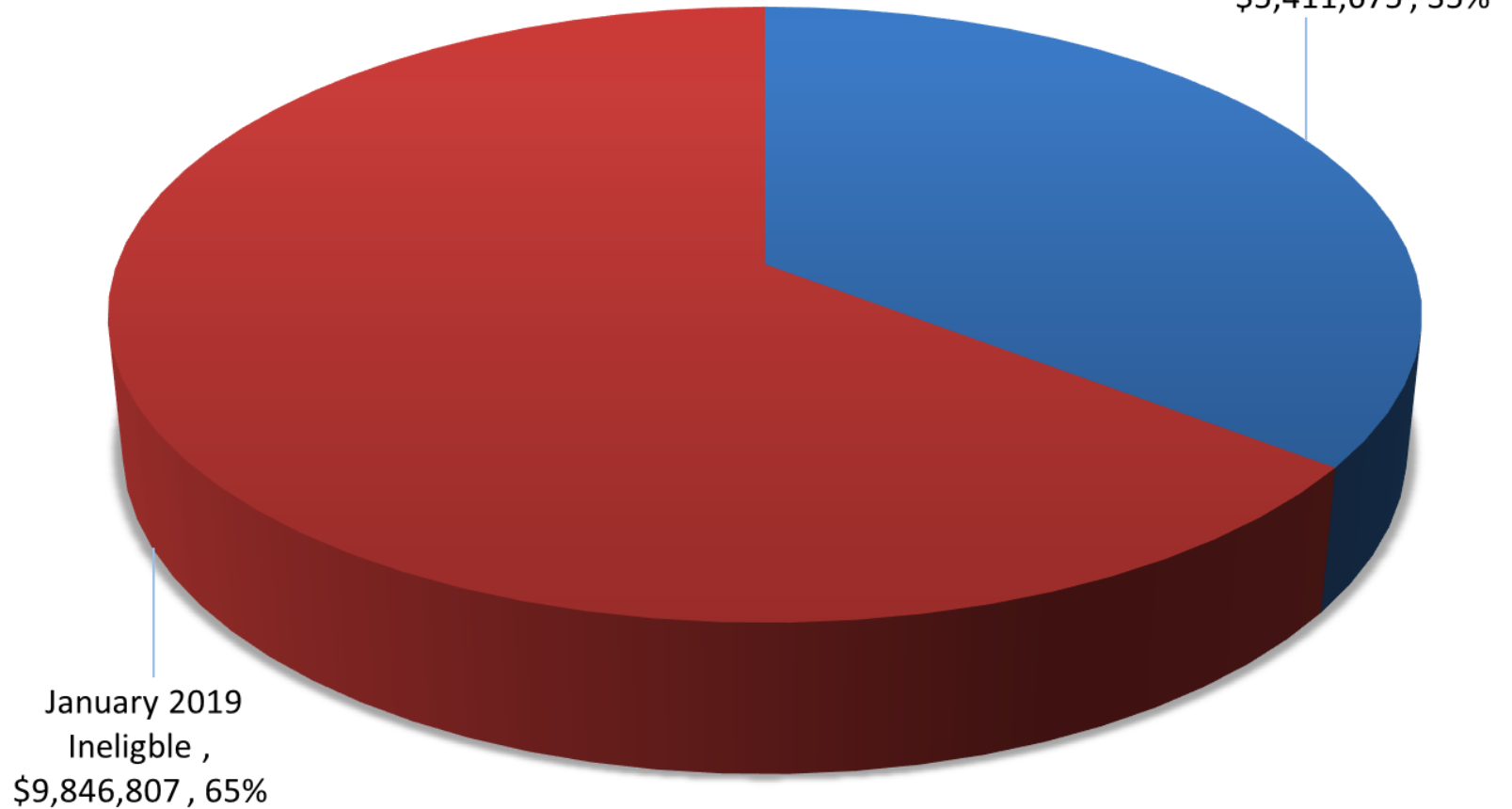


# 2018 Milwaukee County Committed Total Contract Dollars Awarded

**\$244,135,700**

Reporting Period 1/1/2018 – 12/31/2018

**CHART 2**  
**Estimated January 2019**  
**Contract Values**  
**\$15,258,482**



**January, 2019**  
**Milwaukee**  
**County**  
**Committed Total**  
**Contract Dollars**  
**Awarded**

**\$15,258,482**