



Community Business Development Partners

MILWAUKEE COUNTY

RICK NORRIS, PE • Director, DBE Liaison Officer, ACDBE Liaison Officer

INTER-OFFICE COMMUNICATION

DATE: December 2018

TO: Supervisor Theodore Lipscomb Sr., Chair, Milwaukee County Board of Supervisors
Supervisor Marcelia Nicholson, Chair, Economic and Community Development Committee
Supervisor John Weishan, Jr., Chair, Transportation, Public Works and Transit Committee

FROM: Rick Norris, PE, Director, Community Business Development Partners

SUBJECT: **2017 vs 2018 DBE/TBE Participation Comparison Report**

DIRECTIVE

At the request of the Transit, Public Works, and Transportation Committee and Committee on Economic and Community Development, the Community Business Development Partners Department (CBDP) provides a quarterly update on the Disadvantaged Business Enterprise (DBE)/ Targeted Business Enterprise (TBE) utilization.

PURPOSE

Determine the economic impact the procurement activity has on small businesses and communities within Milwaukee County; through goals settings of 17 percent professional services and 25 percent construction services. Specifically, the impact the Disadvantage Business Enterprise/Targeted Business Enterprise (DBE/TBE) program has on the local economy.

THE PROCESS

CBDP gathered contract information from Milwaukee County departments through various sources; such as but not limited to: DocuSign, hardcopies of contracts and 1684 forms. Contract information was gathered on all contracts regardless if the contract had participation or not, such as DBE/TBE subcontractor contract value, length of contract, racial and gender composition, and other company information. The goal was to determine where County dollars were going by location, gender and by race. At the time of this analysis; no employment information was available. The above information is key in determining the economic impact Milwaukee County has in the surrounding area.

DATA SOURCES

Primary sources of data collection are DocuSign and 1684 forms. It's important to note that not all contracts are routed through a single procurement process. CBDP recognizes that the information used does not represent the total procurement dollars Milwaukee County contract for. Therefore, this report is based on the best available information and it does not represent the totality of contracts. An economic impact analysis was performed by assigning North American Industry Classification System (NAICS) codes to each business; and based on the NAICS codes an economic impact multiplier was generated.



Community Business Development Partners

MILWAUKEE COUNTY

RICK NORRIS, PE • Director, DBE Liaison Officer, ACDBE Liaison Officer

KEY FINDINGS

Milwaukee County Departments/Division Participation Summary for 2017 versus 2018

For the reporting period 2017, total contract dollars awarded were approximately \$83 million (**Chart 1**). Of that amount \$20 million (22 %) had DBE/TBE participation. In comparison, For the reporting period 2018, total contract dollars awarded were approximately \$95 million (**Chart 1**). Of that amount \$25 million (26 %) had DBE/TBE participation. The numbers represented in 2018 show approximately \$5 million (4%) increase for contracts with DBE/TBE participation. The above totals are for contracts \$100,000 and greater. The overall participation is 21percent; which is determined by taking the average between of 17% for professional service contracts and 25% for construction service contracts. Participation is calculated on committed contracts awarded utilizing for-profit certified DBE/TBE companies. Ineligibility are contracts with non-profit entities, such as, but not limited to: other governmental agencies, non for profit organizations, etc.

Table 1 Shows the departments/divisions in 2017, that contracted with vendors resulting in the \$20 million worth of contracts with participation.

Table 2 Shows the departments/divisions in 2018, that contracted with vendors resulting in the \$25 million worth of contracts with participation.

Rick Norris, PE
Director, CBDP
CC:Chris Abele, Milwaukee County Executive



DBE/TBE Participation for 2018

Milwaukee County CDBP Department
December 2018



**Total Contract Values With Participation
Comparison
2017 vs 2018**

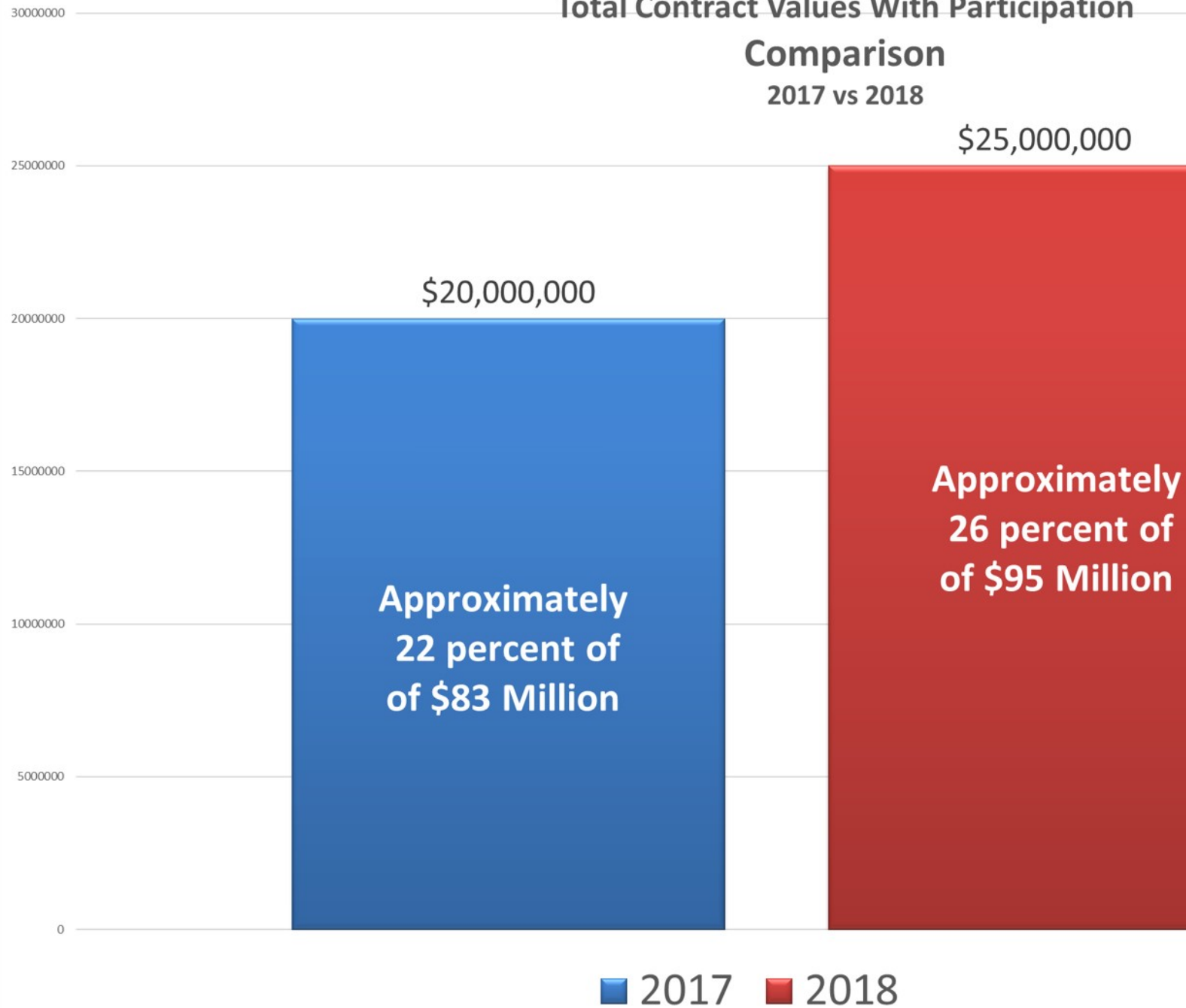


TABLE 1



Departments/Divisions	 Sum of Contract Value
Department of Administrative Services - Information Management Services	\$6,854,891
Department of Parks, Recreation & Culture	\$2,043,512
Department of Transportation - Airport	\$2,957,206
Department of Transportation - Highway Maintenance	\$1,139,060
Milwaukee County Transit/Paratransit System	\$1,635,133
Office of Emergency Management	\$3,627,564
Zoological Department	\$1,882,305
Grand Total	\$20,139,672

TABLE 2

Departments/Divisions	 Sum of Contract Value
Department of Administrative Services - Administration & Fiscal Affairs	\$1,348,336
Department of Administrative Services - Facilities Management	\$5,600,330
Department of Parks, Recreation & Culture	\$1,272,312
Department of Transportation - Airport	\$8,056,548
Department of Transportation - Highway Maintenance	\$3,851,113
Milwaukee County Transit/Paratransit System	\$2,787,137
Office of the Sheriff	\$169,130
Zoological Department	\$1,970,895
Grand Total	\$25,055,802