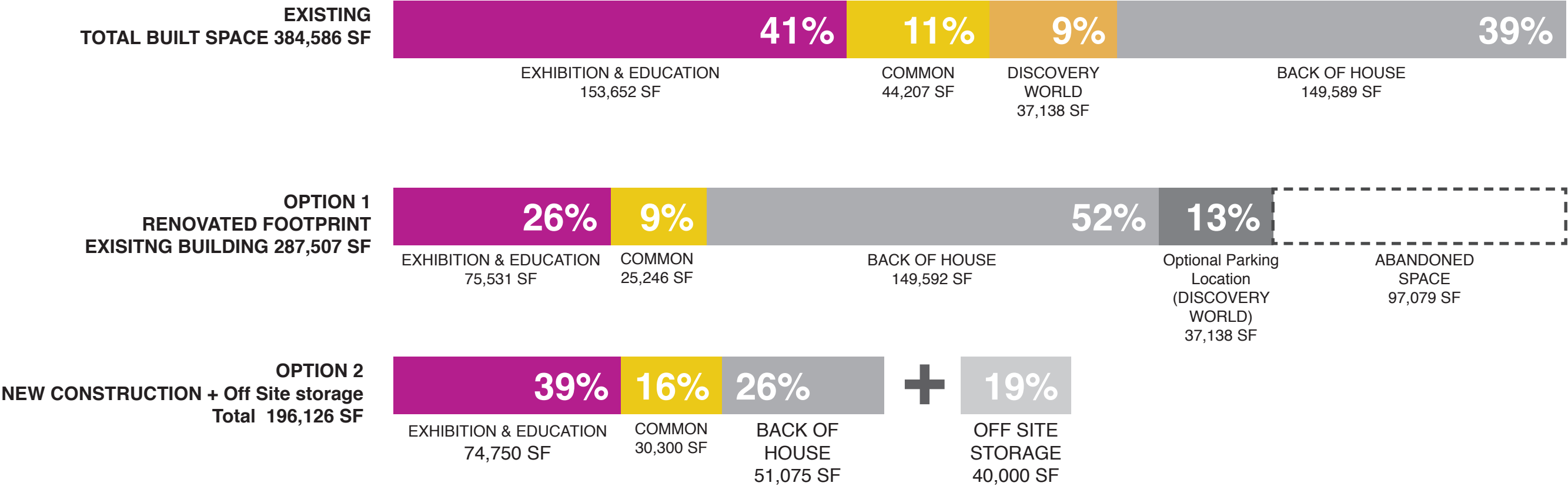
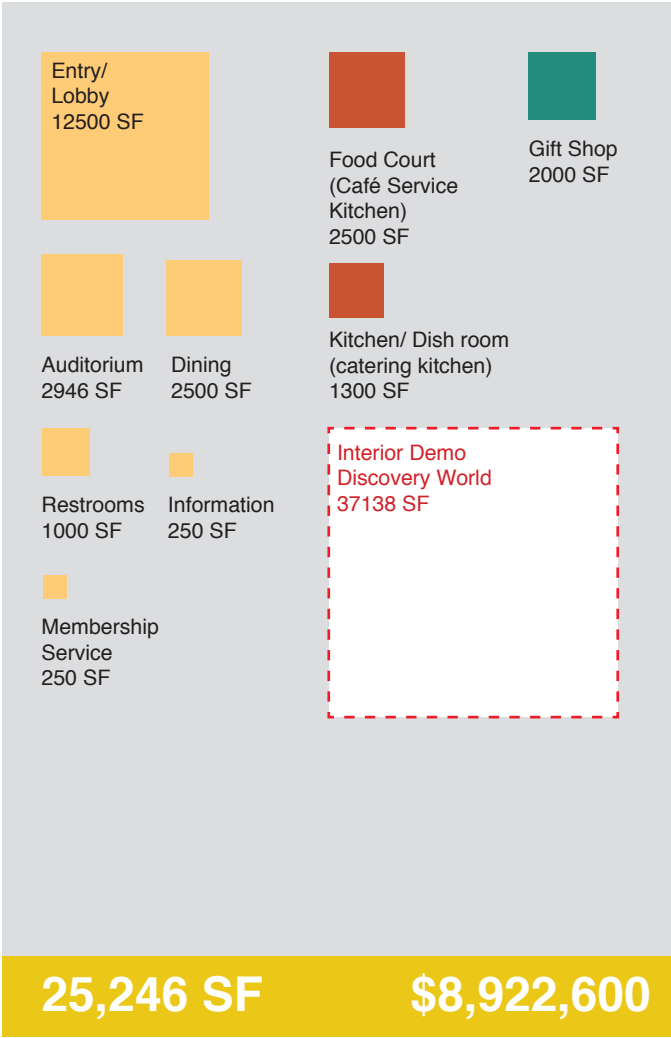
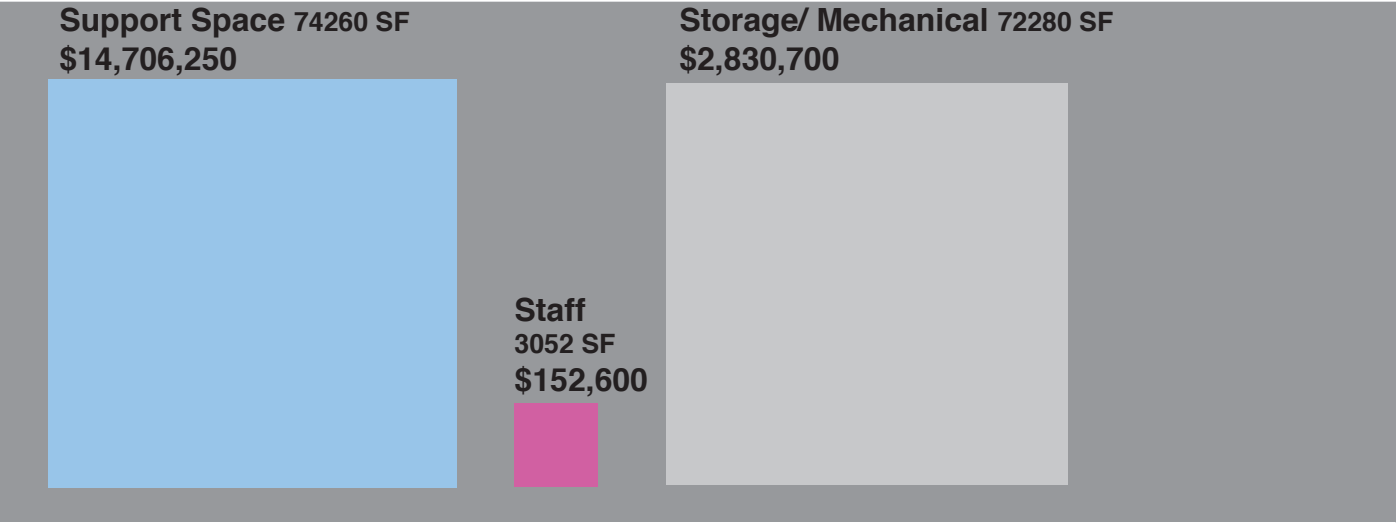
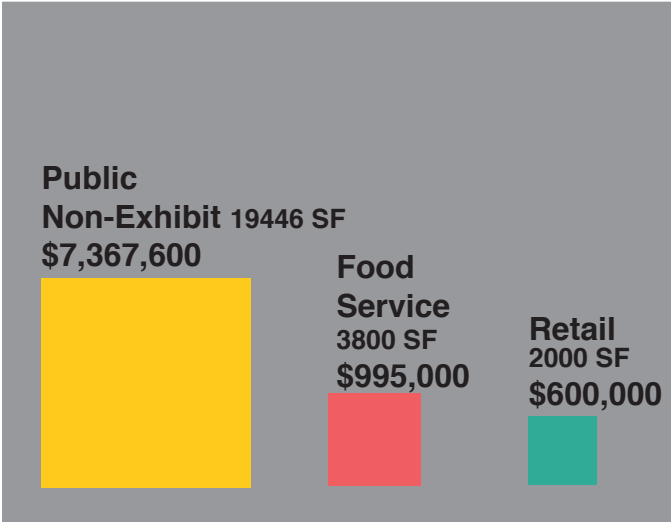
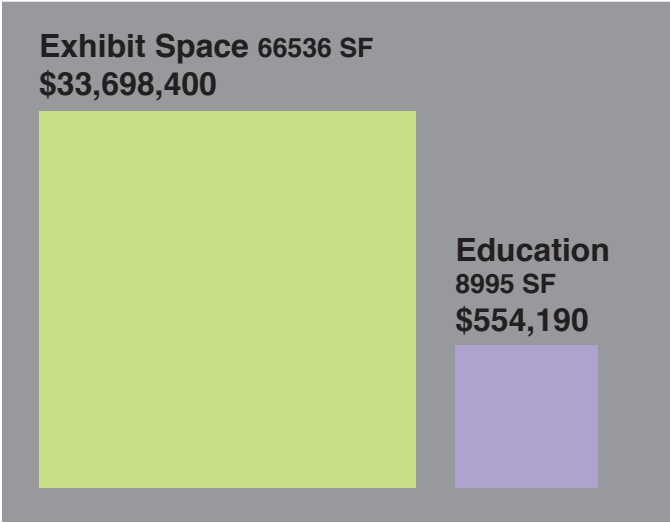


BUILDING PROGRAM COMPARISION



OPTION 1: EXISTING BUILDING RENOVATION

FULL PROGRAMATIC PLAN 287,507 SF/ \$62,720,000

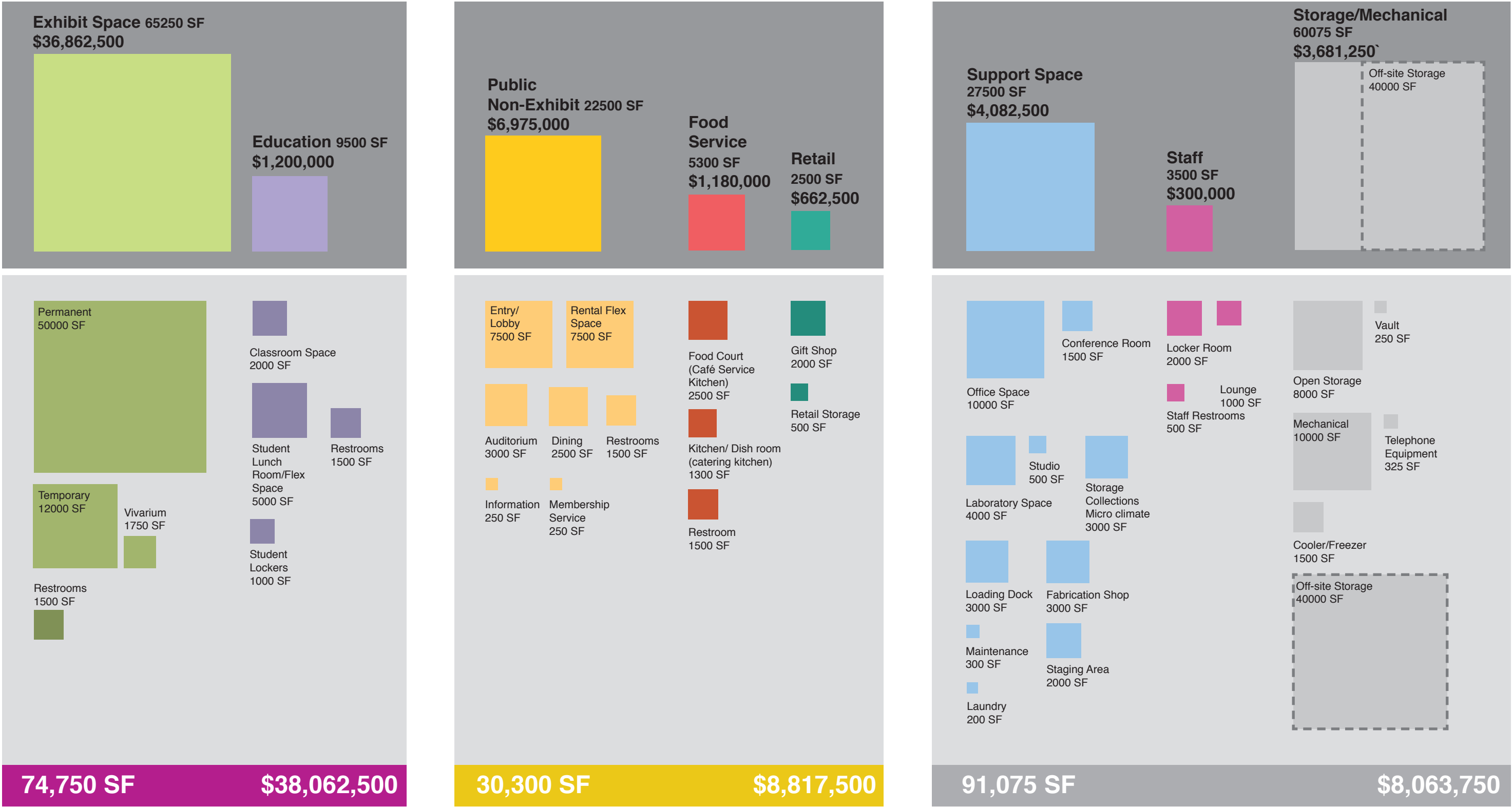


OPTION 1: EXISITING BUILDING SUMMARY SHEET (FULL PROGRAM 287,507 SF)

A. Net Building Program (from previous sheet)	\$62,720,000
Additional Costs	
Parking Garage Maintenance	NA
Existing Building Renovation (@\$200)	NA
New Parking Garage	\$4,000,000 (Phase 1/ 200 cars @\$20K)
Packing, Moving, & Relocation Costs	\$2,000,000
Lost Revenue	TBD
Total Building Life Safety Systems	6,000,000
New Façade/Entrance (demo vivarium)	2,000,000
Discovery World (Interior Demo)	1,500,000
Build New Vivarium	2,000,000
European Village Refresh	1,500,000
Rooftop Glass Pavilion + Patio	2,000,000
Unresolved Issues (parking garage/student lunchroom connector)	1,000,000
B. Total Additional Costs	\$22,000,000
C. Projected MPM, Inc. Project Cost (A+B)	\$84,720,000
D. 10% Contingency	\$8,472,000
Soft Costs/ Fees	\$6,165,466 Exhibits (18%/ 66K/ \$34M) \$2,500,000 Architecture (10%/ \$25M)
E. Soft Costs/ Fees	\$8,665,000
F. MPM subtotal (C+D+E)	\$101,857,000
G. County Deferred Maintenance	\$30,000,000
GRAND TOTAL (F+G)	\$131,857,000

OPTION 2: NEW CONSTRUCTION I CUSTOM SIZING

FULL PROGRAMATIC PLAN 196,125 SF (156,125SF Built/ 40,000SF Offsite)



OPTION 2: NEW CONSTRUCTION SUMMARY SHEET

A. Net Building Program

\$54,940,000/ (156,125 SF NEW CONSTRUCTION)

Additional Costs

Off Site Storage	\$3,000,000
New Parking Garage	\$4,000,000 (Phase 1/ 200 cars @\$20K)
New Lot Purchase	NA
New Construction (@\$400)	\$62,450,000
Packing, Moving, & Relocation Costs	\$2,000,000
Lost Revenue	TBD
Total Building Life Safety Systems	NA
New Façade/Entrance	NA
Build New Vivarium	NA
European Village Refresh	NA
Rooftop Glass Pavilion + Patio	NA
Unresolved Issues (parking garage/student lunchroom connector)	NA

B. Additional Costs

\$71,450,000

C. Projected MPM, Inc. Project Cost (A+B)

\$126,340,000

D. 10% Contingency

\$12,340,000

Soft Costs/ Fees

\$6,600,000 Exhibits (18%)

\$6,200,000 Architecture (10% 62M)

E. Total Soft Costs/ Fees

\$12,800,000

F. MPM subtotal (C+D+E)

\$151,480,000

GRAND TOTAL

\$151,480,000