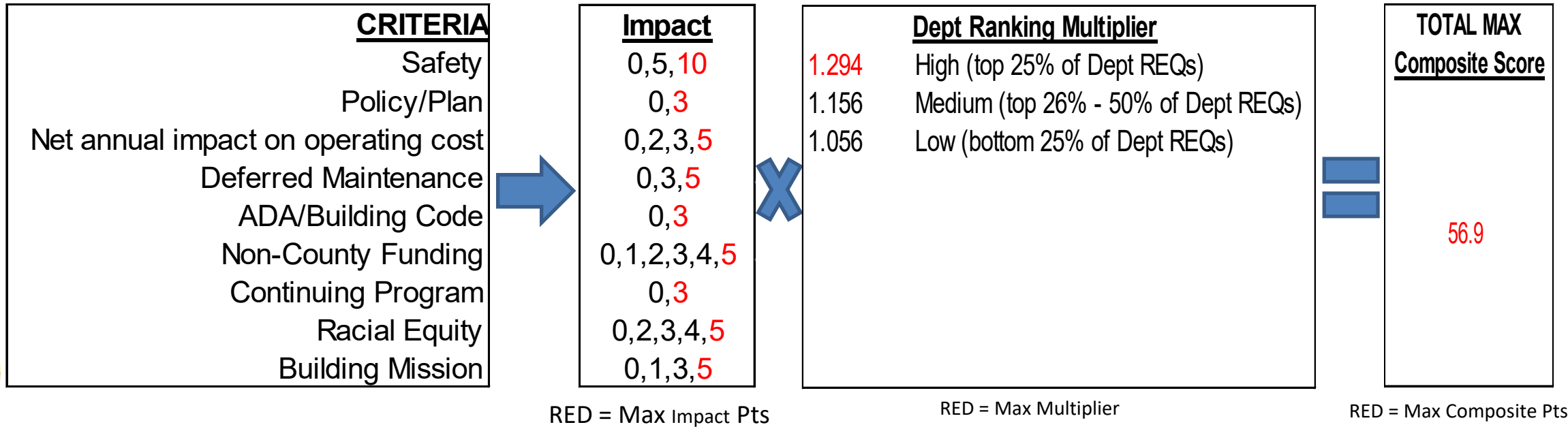


# CIC Scoring Overview

---



# Capital Project Scoring Criteria



# Capital Project Scoring Criteria

## Projects automatically receiving the highest score (i.e. 56.9):

### Mandated

- ❖ Projects related to fed/state/local/court ordered requirements

### Contractual

- ❖ Projects by which the County has been obligated to provide

### Continuing/Ongoing

- ❖ Projects with previously adopted appropriations (***construction must be based on completed design***)



# Capital Project Scoring Criteria

## Design First Approach

### DEFINITION-

For most projects, the design appropriations are made in one year, and then construction appropriation(s) in a subsequent year (upon completion of design).

- Primarily AE managed projects
- Potential future application to IMSD managed technology projects
- Potential future application to Transportation Services managed projects (NOTE: Transportation Services follow a design first approach for a number of projects)



### REASONING-

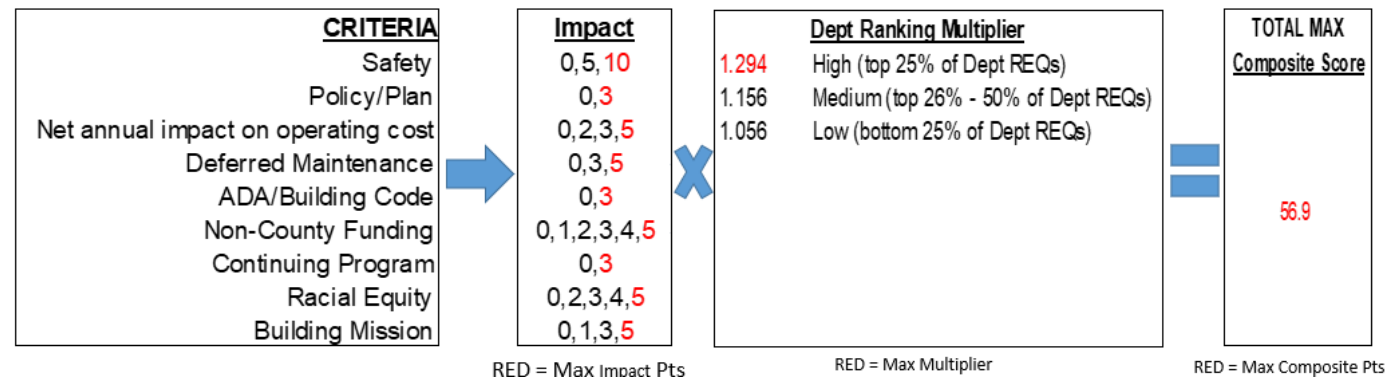
Project and construction cost estimate efficiency:

- Established agreed upon scope/design between client dept and (project) managing dept
- Completed design = construction/implementation

# Quantitative and Qualitative Project Evaluation

1. Quantitative – Scoring based on CIC’s scoring criteria

## Capital Project Scoring Criteria - Detail



2. Qualitative – Requesting Department Testimony at the CIC

- ✓ Depts provide additional background information as to the need of a project

3. Qualitative – Examine Project Cost/Benefits Relative to Project Risk(s)

- ✓ Construction Est based on limited or incomplete design?
- ✓ Non-County Funding Verification?
- ✓ Necessary agreements/contract executed and approved by policy-makers?

# Scoring Report

---



# TABLE OF CONTENTS

<b><u>2022 DEPT REQUEST CAPITAL IMPROVEMENT PLAN-DOT-AIRPORT ONLY</u></b>	
<i>DOT-AIRPORT</i> .....	1-4
<b><u>2022 - 2026 DEPT REQUEST CAPITAL IMPROVEMENT PLAN-DOT-AIRPORT ONLY</u></b>	
<i>DOT-AIRPORT</i> .....	5-8
<b><u>2022 DEPT REQUEST CAPITAL IMPROVEMENT PLAN-ALL DEPARTMENTS-(excluding DOT-AIRPORT)</u></b>	
<i>I. SCORED PROJECT CASH/BOND SUMMARY</i> .....	9-12
<i>II. BOND FINANCED PROJECTS</i> .....	13-18
<i>III. CASH FINANCED PROJECTS</i> .....	19-26
<b><u>2023 – 2026 DEPT REQUEST CAPITAL IMPROVEMENT PLAN-ALL DEPARTMENTS-(excluding DOT-AIRPORT)</u></b>	
<i>I. 2023 PLANNING YEAR</i> .....	27-47
<i>II. 2024 PLANNING YEAR</i> .....	48-63
<i>III. 2025 PLANNING YEAR</i> .....	64-78
<i>IV. 2026 PLANNING YEAR</i> .....	79-90





Item #	REQ DEPT	DEPT RANK	Project Number	Project Name	Mandated	Contractual	Continuing	2022 County Financing	Cash/Bond Financing	A-F Grading	A-F ADJ Grading
1	Dept 1	2	WO12345	Project 1		YES		\$250,000	BOND	C1	A1
2	Dept 2	1	WP12345	Project 2			YES	\$500,000	BOND	C2	A1
3	Dept 3	5	WS12345	Project 3				\$1,000,000	BOND	B3	B3







Airport Only  
*Cash*

Cash Financed Projects

DEPT: AIRPORT ONLY

Mandated, Contractual, On-Going (FUNDED):	0
HIGH-Not Mandated, Contractual, On-going (FUNDED) 1 - 8:	5,933,482
TOTAL Funded:	5,933,482

LOW Scored (NOT FUNDED): 0

Alpha-Numeric Scoring

A1	55.9 - 48.1	B1	36.6 - 29.1	C1	18.8 - 15.2	D1	11.3 - 10.2	F1	7.4 - 3.7
A2	48.0 - 43.1	B2	29.0 - 24.1	C2	15.1 - 12.7	D2	10.1 - 8.9	F2	3.6 - 1
A3	43.0 - 36.7	B3	24.0 - 18.9	C3	12.6 - 11.4	D3	8.8 - 7.5	F3	0.9 - 0



Item #	REQ DEPT	DEPT RANK	Project Number	Project Name	Mandated	Contractual	Continuing	2022 County Financing	Cash/Bond Financing	A-F Grading	A-F ADJ Grading	Sub-Project Continues into Out-Years?	2023	2024	2025	2026	Total Out-Year Costs
1	DOT-AIRPORT	1	WA40101	MKE SNOW REMOVAL EQUIPMENT REMOVAL REPLACEMENT				\$3,638,250	CASH	C1	C1						-
2	DOT-AIRPORT	2	WA39501	TAXIWAY H AND K REMOVAL (TXY J TO RWY 13-31)				\$358,804	CASH	C1	C1						-
3	DOT-AIRPORT	7	WA39801	MKE PARKING STRUCTURE ELEVATOR T				\$950,526	CASH	C2	C2						-
4	DOT-AIRPORT	3	WA39701	TAXIWAY D PAVEMENT DEMOLITION				\$326,152	CASH	C2	C2						-
5	DOT-AIRPORT	8	WA40001	NORTH APRON REHAB				\$202,538	CASH	C2	C2						-
6	DOT-AIRPORT	8	WA39901	TAXIWAY H PAVEMENT REHAB (TXY J TO RWY 25R-7L)				\$114,567	CASH	D1	D1						-
7	DOT-AIRPORT	4	WA29501	MKE PARKING STRUCTURE EXPANSION JOINT REPLACEMENT				\$94,378	CASH	D1	D1		627,800		902,727		1,530,426
8	DOT-AIRPORT	5	WA40201	MKE OBSTRUCTION MITIGATION				\$248,487	CASH	D3	D3						-
Subtotal								\$5,933,482					627,800	-	902,727	-	1,530,426



# Airport Only 5-Year CIP



EPT	Project	Project Description	2022 - BUDGET				2023				2024				2025				2026					
			County	Non-County	Total	Dept Rank	County	Non-County	Total	Dept Rank	County	Non-County	Total	Dept Rank	County	Non-County	Total	Dept Rank	County	Non-County	Total	Dept Rank		
OT-AIRPORT	TBD	MKE Parking Structure Expansion Joint Replacement											664,309		664,309	4								
OT-AIRPORT	TBD	GRE Apron Rehabilitation																						
OT-AIRPORT	TBD	Concourse D Fuel Pit					268,249	268,249	9												260,274	1,821,917	2,082,191	1
OT-AIRPORT	TBD	MKE East Hagar Apron Rehab (Common Use Apron)					1,911,642	1,911,642	10															
OT-AIRPORT	TBD	Jet Bridge Replacement					2,500,000	2,500,000	11															
OT-AIRPORT	TBD	MKE SRE Replacement (Non-Combo)								3,836,657		3,836,657	4									3,308,440	3,308,440	2
OT-AIRPORT	TBD	Taxiway R Pavement Rehab (North Segment)					5,318,290	5,318,290	12															
OT-AIRPORT	TBD	MKE Parking Structure Membrane Replacement								1,343,309		1,343,309	5	1,531,609		1,531,609	3							
OT-AIRPORT	TBD	South Maintenance Roof Replacement								1,622,896		1,622,896	6											
OT-AIRPORT	TBD	MWC Joint Fill and Seal Coat								2,400	45,600	48,000	7											
OT-AIRPORT	TBD	County Based Fuel Infrastructure (New for Con. E)									4,000,000	4,000,000	8											
OT-AIRPORT	TBD	MKE Elevators L and N												1,743,148		1,743,148	6							
OT-AIRPORT	TBD	MWC Terminal Facility												1,637,408	1,200,000	2,837,408	7							
OT-AIRPORT	TBD	MWC Terminal Facility Public Parking Lot												543,621		543,621	8							
OT-AIRPORT	TBD	MKE Parking Structure Moving Walkways												1,000,000		1,000,000	9							
OT-AIRPORT	TBD	Taxiway R Pavement Rehab and Realign													16,481,503	16,481,503	10							
OT-AIRPORT	TBD	Taxiways R and Q Rehab													379,709	379,709	11							
OT-AIRPORT	TBD	MWC East Entrance Road Construction												38,517	731,818	770,335	12							
OT-AIRPORT	TBD	MWC FAA Control Tower Parking Lot												84,595		84,595	13							
OT-AIRPORT	TBD	Concourse D Flooring Replacement (High Traffic Walkway Area)																			2,779,479		2,779,479	3
OT-AIRPORT	TBD	MWC Taxiway B and Connectors																			533,195	10,130,706	10,663,901	5
OT-AIRPORT	TBD	MWC Runway 15L/33R and Taxiway B and Connectors Design								66,080	1,255,524	1,321,604	10											
OT-AIRPORT	WA23201	MKE Now Combo Unit (SRE) - Replacement						3,820,163	3,820,163	4						2,807,819	2,807,819	2						
OT-AIRPORT	WA25601	MWC Runway 15L/33R					15,500	294,500	310,000	13														
OT-AIRPORT	WA28201	MKE Concourse D Roof (Hammerhead and Stem)					343,562	1,030,684	1,374,246	14														
OT-AIRPORT	WA28601	MKE Terminal Floor Replacement					1,738,911		1,738,911	7														
OT-AIRPORT	WA29501	MKE Parking Structure Expansion Joint Replacement	94,378		94,378	4	627,699		627,699	3					902,727		902,727	1						
OT-AIRPORT	WA37701	South Maintenance AHU Replacement					2,031,095		2,031,095	5														
OT-AIRPORT	WA38201	Part 150 Noise: Aircraft Operation Study										2,300,000	2,300,000	2										
OT-AIRPORT	WA38301	MWC Maintenance Garage					324,600		324,600	8														
OT-AIRPORT	WA39001	Central Plant Chiller Replacement										716,432	2,149,295	2,865,727	3									
OT-AIRPORT	WA26901	GMA Fire Alarm System Replacement - Construction								5,676,651		5,676,651	11,353,301	1										
OT-AIRPORT	WA39501	Taxiway H and K Removal (Txy J to RWY 13-31)	358,604	2,510,225	2,868,829	2																		
OT-AIRPORT	WA39701	Taxiway D Pavement Demolition	326,152	2,283,057	2,609,209	3																		
OT-AIRPORT	WA39801	MKE Parking Structure Elevator T	960,526		960,526	7																		
OT-AIRPORT	WA39901	Taxiway H Pavement Rehab (Txy J to Rwy 25R-7L)	114,567	801,968	916,535	6																		
OT-AIRPORT	WA40001	North Apron Rehab					202,538	1,417,772	1,620,310	8														
OT-AIRPORT	WA40101	MKE Snow Removal Equipment Removal Replacement	3,638,250		3,638,250	1																		
OT-AIRPORT	WA40201	MKE Obstruction Mitigation	248,467		248,467	5																		
OT-AIRPORT	WA25501	HVAC Cooling Tower Replacement					335,282	1,055,867	1,391,129	6														
OT-AIRPORT	WA23301	Runway 1L-19R Rehabilitation (South of 7R)						22,236,389	22,236,389	1														
OT-AIRPORT	WA23301	Txy S, R2, R3, R5 Reconstruct and Realign						4,617,557	4,617,557	2														
OT-AIRPORT	WA31201	Airport Admin Remodel and Reconfig.												2,506,651		2,506,651	5							
OT-AIRPORT	WA389	MWC Obstruction Removal					50,000	200,000	250,000	15														
OT-AIRPORT	WA389	MWC Obstruction Removal (15L/33R)								13,261	251,964	265,225	11											
County + Non-County Funding:			5,933,482	7,013,022	12,946,504		9,878,271	38,841,699	48,719,970		13,560,593	21,054,267	34,614,859		10,652,585	21,600,849	32,253,434		4,361,357	30,240,838	34,602,195			
# of Projects/Year			8			15			11			13			5									



# Non-Airport Bonds

**Bond Financed Projects**

<b>DEPT: ALL (EXCLUDING AIRPORT ONLY)</b>	
Mandated, Contractual, On-Going (FUNDED) 1 - 25:	43,147,575
High Scored (FUNDED) 26 - 30:	1,331,889
<b>TOTAL Funded:</b>	<b>44,479,464</b>
(OVER)/UNDER Bond Cap:	25,900
<b>LOW Scored-Over the Bond Cap (NOT FUNDED) 31 - 50:</b>	<b>45,177,238</b>

<b>Alpha-Numeric Scoring</b>									
A1	56.9 - 48.1	B1	36.6 - 29.1	C1	18.8 - 15.2	D1	11.3 - 10.2	F1	7.4 - 3.7
A2	48.0 - 43.1	B2	29.0 - 24.1	C2	15.1 - 12.7	D2	10.1 - 8.9	F2	3.6 - 1
A3	43.0 - 36.7	B3	24.0 - 18.9	C3	12.6 - 11.4	D3	8.8 - 7.5	F3	0.9 - 0



Item #	REQ DEPT	DEPT RANK	Project Number	Project Name	Mandated	Contractual	Continuing	2022 County Financing	Cash/Bond Financing	A-F Grading	A-F ADJ Grading	Sub-Project Continues into Out-Years?	2023	2024	2025	2026	2027	2028	Total Out-Year Costs	
1	DOT-TRANS SRV	5	WH11301	W. HAMPTON AVE. BRIDGE P-40-0750 REHABILITATION		YES	YES	\$163,756	BOND	B3	A1	NO							-	
2	DOT-TRANS SRV	2	WH11201	W GOOD HOPE RD BRIDGE REPLACEMENT (B-40-0370)		YES	YES	\$580,205	BOND	B3	A1	NO								-
3	DOT-TRANS SRV	6	WH11801	SIGNALS CTH PP (GOOD HOPE RD)-CTH W (PRT WSH RD)		YES	YES	\$87,437	BOND	C1	A1	NO								-
4	DOT-TRANS SRV	3	WH09801	S. 76TH ST. BRIDGE OVER LOOMIS RD.		YES	YES	\$242,945	BOND	C1	A1	NO								-
5	DOT-TRANS SRV	9	WH24701	E RAWSON AVE. (CTH BB)-S 13TH ST TO S HOWELL AVE		YES	YES	\$55,000	BOND	C2	A1	YES	55,000	57,000	1,254,000					1,366,000
6	DOT-TRANS SRV	7	WH01022	RECONSTRUCT, S. 13TH ST. PUETZ TO DREXEL		YES	YES	\$106,000	BOND	C2	A1	YES		974,000						974,000
7	DOT-TRANS SRV	1	WH11001	W BELOIT RD (CTH T)-S 124TH ST TO S WOLLMER RD		YES	YES	\$2,792,008	BOND	C2	A1	NO								-
8	DOT-TRANS SRV	4	WH11601	S 76TH ST BRIDGE B-40-0573 (NB) OVER LOOMIS RD		YES	YES	\$236,861	BOND	C2	A1	NO								-
9	MARCUS CNTR	1	WO11701	MARCUS CENTER ROOF REPLACEMENT		YES	YES	\$1,103,274	BOND	C2	A1	NO								-
10	DOT-TRANS SRV	8	WH11101	W FOREST HOME AVE (CTH00)-HI-VIEW DR TO S N CAPE		YES	YES	\$275,000	BOND	D1	A1	YES	2,835,004							2,835,004
11	DOT-TRANS SRV	10	WH25501	SIGNAL AT FOREST HOME AVE & SPEEDWAY DR INTERSECTION		YES		\$3,090	BOND	D2	A1	YES		10,660						10,660
12	DOT-TRANS SRV	11	WH25601	SIGNAL AT RAWSON AVE INTRSECTIONS 58TH, 51ST, 31ST		YES		\$9,270	BOND	D2	A1	YES		36,536						36,536
13	DOT-TRANS SRV	12	WH25701	SIGNAL AT COLLEGE AVE & 20TH ST INTERSECTION		YES		\$26,960	BOND	D3	A1	YES			30,534					30,534
14	PARKS	10	WP70301	KING PARK SKATE SHELTER-ELIMINATE HIGH VOLTAGE			YES	\$1,144,684	BOND	B2	A1	NO								-
15	DOT-HWY	1	WH24201	NORTH SHOP IMPROVEMENT			YES	\$15,354,046	BOND	B2	A1	NO								-
16	DOT-TRANSIT	2	WT14101	EXHAUST SYSTEM REPLACEMENT-KK WASHHOUSE BLDG			YES	\$70,795	BOND	B2	A1	NO								-
17	DOT-TRANSIT	4	WT14901	FDL GARAGE TRANSPT BLDG ROOF RFLCMNT			YES	\$73,483	BOND	B2	A1	NO								-

## Bond Financed Projects

DEPT: ALL (EXCLUDING AIRPORT ONLY)

Mandated, Contractual, On-Going (FUNDED) 1 - 25:	<del>43,147,570</del>	44,195,327	99%	of funded projects
High Scored (FUNDED) 26 - 30:	<del>1,331,809</del>	293,009	1%	of funded projects
TOTAL Funded:	<del>44,479,484</del>	44,488,336	49%	of total REQs
(OVER)/UNDER Bond Cap:	<del>25,900</del>	17,028		
LOW Scored-Over the Bond Cap (NOT FUNDED) 31 - 50:	<del>46,177,239</del>	46,216,118	51%	of total REQs

### Alpha-Numeric Scoring

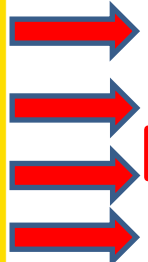
36.6 - 29.1	C1	18.8 - 15.2	D1	11.3 - 10.2	F1	7.4 - 3.7
29.0 - 24.1	C2	15.1 - 12.7	D2	10.1 - 8.9	F2	3.6 - 1
24.0 - 18.9	C3	12.6 - 11.4	D3	8.8 - 7.5	F3	0.9 - 0



Req #	REQ DEPT	DEPT RANK	Project Number	Project Name	Mandated	Contractual	Continuing	2022 County Financing	Cash/Bond Financing	A-F Grading	A-F ADJ Grading	Sub-Project Continues into Out-Years?	2023	2024	2025	2026	Total Out-Year Costs	
18	DOT-TRANSIT	8	WT07801	KK GARAGE ROOF REPLACEMENT			YES	\$978,384	BOND	B3	A1	NO						-
19	DAS-FM-EE	2	WV02101	OAK CREEK STREAMBANK STABILIZATION			YES	\$576,868	BOND	B3	A1	NO						-
20	PARKS	8	WP32001	NORTH POINT PARKING LOT			YES	\$4,287,507	BOND	B3	A1	NO						-
21	PARKS	12	WP37201	MCKINLEY PARK FLUSHING CHANNEL			YES	\$3,792,022	BOND	C1	A1	NO						-
22	ZOO	1	WZ17701	ZOO PARKING LOT #4-REPAVEMENT			YES	<del>\$1,077,500</del>	BOND	C1	A1	NO						-
23	PARKS	2	WP68801	MCKINLEY PARKING LOTS - PHASE 2			YES	\$5,621,032	BOND	C1	A1	NO						-
24	PARKS	9	WP62501	DRETZKA PARK-LIGHTING, STORMWATER, PARKING IMPRV			YES	\$1,920,900	BOND	C1	A1	NO						-
25	PARKS	5	WP53801	ROOT RIVER PKWY RECNSTRC PKWY-92ND AND PARKING LOT			YES	\$2,568,480	BOND	C1	A1	NO						-
26	PARKS	22	WP56601	DRETZKA ELIMINATE HIGH VOLTAGE				\$144,009	BOND	B3	B3	YES	1,126,811					1,126,811
27	PARKS	-	W054101	Pedestrian Pavement Replacement			YES	<del>\$773,000</del>	BOND	B3	B3	YES		9,194,151				9,194,151
28	PARKS	-	WP62801	COOL WATERS OVERFLOW PARKING LOT & SERVICE YARD				<del>\$178,857</del>	BOND	C1	C1	YES		1,399,482				1,399,482
29	PARKS	-	WP37001	MCKINLEY PARKING LOTS - PHASE 3				<del>\$86,140</del>	BOND	C2	C2	YES	1,378,199					1,378,199
30	DOT-FLEET	4	W055901	HOUSE OF CORRECTION FLEET EQUIPMENT-2022				\$149,000	BOND	C2	C2	NO						-
31	DOT-TRANSIT	5	WT15001	FDL GARAGE TRANSPORTATION BLDG HVAC REPL			YES	\$52,064	BOND	B2	A1	NO						-
32	HOC	4	WJ11201	HOC ADMIN BUILDING ROOF REPLACEMENT			YES	\$1,463,524	BOND	C1	A1	NO						-
33	SHERIFF	5	W016901	TRAINING ACADEMY ROOF REPAIRS			YES	\$1,076,890	BOND	C2	A1	NO						-
34	PARKS	6	WP70601	SOUTH SHORE BREAKWATER			YES	\$17,883,306	BOND	C2	A1	YES	9,220,809	6,508,806				15,729,615

Revised: \$1,352,320

Revised: MARCUS



### Bond Financed Projects

DEPT: ALL (EXCLUDING AIRPORT ONLY)

#### Alpha-Numeric Scoring


A1	56.9 - 48.1	B1	36.6 - 29.1	C1	18.8 - 15.2	D1	11.3 - 10.2	F1	7.4 - 3.7
A2	48.0 - 43.1	B2	29.0 - 24.1	C2	15.1 - 12.7	D2	10.1 - 8.9	F2	3.6 - 1
A3	43.0 - 36.7	B3	24.0 - 18.9	C3	12.6 - 11.4	D3	8.8 - 7.5	F3	0.9 - 0

Item #	REQ DEPT	DEPT RANK	Project Number	Project Name	Mandated	Contractual	Continuing	2022 County Financing	Cash/Bond Financing	A-F Grading	A-F ADJ Grading	Sub-Project Continues Info Out-Years?	2023	2024	2025	2026	2028	Total Out-Costs
35	SHERIFF	7	WO20001	TRAINING ACADEMY PARKING LOT REPLACEMENT			YES	\$1,634,732	BOND	C2	A1	NO						
36	DHHS	4	WS12401	SECURE YOUTH FACILITY PHASE 1	YES		YES	\$2,784,996	BOND	F1	A1	YES	35,520,810					35,520,810
37	DOT-TRANSIT	1	WT15201	BUS REPLACEMENT PROGRAM-2022				\$6,360,000	BOND	B3	B3	NO						
38	HOC	6	WJ11301	HOC DISASTER RECOVERY BACK UP POWER				\$1,452,627	BOND	B3	B3	NO						
39	DOT-FLEET	2	WOS6101	FLEET PARKS EQUIPMENT-2022				\$2,430,000	BOND	C1	C1	NO						
40	DOT-FLEET	1	WOS5801	FLEET GENERAL EQUIPMENT-2022				\$4,651,713	BOND	C1	C1	NO						
41	PARKS	15	WP63501	COOPER PARK PLAYGROUND REPLACEMENT				\$296,805	BOND	C2	C2	NO						
42	PARKS	19	WP56401	PLAYGROUND RESURFACING - PHASE 2				\$325,231	BOND	C2	C2	NO						
43	ZOO	3	WZ17501	ZOO FRONT ENTRANCE-PENGUINS EXHIBIT				\$822,828	BOND	C2	C2	YES		6,006,001				6,006,001
44	DOT-FLEET	3	WOS6001	SHERIFF FLEET EQUIPMENT-2022				\$1,035,000	BOND	C2	C2	NO						
45	PARKS	16	WP67301	TIPPECANOE PARK PLAYGROUND REPLACEMENT				\$296,805	BOND	C2	C2	NO						
46	PARKS	17	WP56501	SOUTH SHORE PLAYGROUND REPLACEMENT				\$593,605	BOND	D1	D1	NO						
47	DAS-FM-FM	2	WS13401	COGGS ACCESSIBILITY - ELEVATOR				\$500,000	BOND	D1	D1	NO						
48	DOT-FLEET	6	WOS5701	FLEET STORAGE TANK REPLACEMENT - FLEET				\$114,935	BOND	D3	D3	YES	899,000					899,000
49	DOT-FLEET	8	WOS6401	FLEET MAINTENANCE-HVAC REPLACEMENT				\$822,176	BOND	D3	D3	NO						
50	DOT-FLEET	7	WOS5601	FLEET GARAGE EXTENSION				\$580,001	BOND	F1	F1	YES	4,526,000					4,526,000
Subtotal:								\$89,656,702					\$55,561,633	\$24,186,636	\$1,284,534	\$0	\$81,032,803	

Project may have sufficient Design funding in existing appropriation to accommodate potential modifications (if needed). DHHS staff working with AE staff to confirm. As a result, project is temporarily moved to out the bond financing area.

Continuing project with lower score and could not fit under the bonding cap.

Project with Construction Cost Estimate based on less than 90% Design Completion; Design funding included in previous budget(s).







# Non-Airport *Cash*

## Cash Financed Projects

DEPT: ALL (EXCLUDING AIRPORT ONLY)

Mandated, Contractual, On-Going (FUNDED) 1 - 11:	1,857,711	17%	of funded projects
HIGH-Not Mandated, Contractual, On-going (FUNDED) 12 - 42:	9,262,324	83%	of funded projects
TOTAL Funded:	11,120,035	25%	of total REQS
(OVER)/UNDER Cash Goal:	6,306		
LOW Scored-Over the Cash Goal (NOT FUNDED) 43 - 85:	33,157,118	75%	of total REQS

### Alpha-Numeric Scoring

A1	56.9 - 48.1	B1	36.6 - 29.1	C1	18.8 - 15.2	D1	11.3 - 10.2	F1	7.4 - 3.7
A2	48.0 - 43.1	B2	29.0 - 24.1	C2	15.1 - 12.7	D2	10.1 - 8.9	F2	3.6 - 1
A3	43.0 - 36.7	B3	24.0 - 18.9	C3	12.6 - 11.4	D3	8.8 - 7.5	F3	0.9 - 0



Item #	REQ DEPT	DEPT RANK	Project Number	Project Name	Mandated	Contractual	Continuing	2022 County Financing	Cash/Bond Financing	A-F Grading	A-F ADJ Grading	Sub-Project Continues into Out-Years?	2023	2024	2025	2026	Total Out-Year Costs	
1	DAS-FM-EE	4	WV04601	WARNIMONT PARK GUN CLUB	YES		YES	\$208,000	CASH	C2	A1	NO						-
2	DAS-FM-EE	1	WV05601	COUNTY-WIDE SANITARY SEWERS REPAIRS-2022	YES			\$164,999	CASH	C3	A1	NO						-
3	PARKS	25	WP69401	OAK CREEK PARKWAY - S MIKE MILL POND DAM	YES			\$283,681	CASH	C3	A1	NO						-
4	WMC	2	WO52401	VETERANS GALLERY WINDOWS		YES		\$40,001	CASH	C2	A1	YES	313,000					313,000
5	WMC	1	WO56201	WMC SAARINEN STAIRS STUDY, DESIGN, MINOR REPAIRS		YES		\$100,023	CASH	F2	A1	YES		780,000				780,000
6	DAS-OPD	1	WO18901	COUNTYWIDE ADA REPAIRS-PHASE 3			YES	\$286,749	CASH	B2	B2	NO						-
7	DOT-HWY	1	WH24201	NORTH SHOP IMPROVEMENT			YES	\$238,801	CASH	B2	A1	NO						-
8	DOT-TRANSIT	9	WT13701	KK MAINTENANCE BLDG ELECTRICAL SYSTEMS UPGRADES			YES	\$73,591	CASH	B3	A1	NO						-
9	DOT-TRANSIT	7	WT12801	CONCRETE YARD REPLACEMENT (KK GARAGE OFF-SITE)			YES	\$51,577	CASH	B3	A1	NO						-
10	DA	1	WO65401	SECURITY BARRIERS - SAFETY BUILDING 5TH FLOOR DA			YES	\$235,668	CASH	C1	A1	NO						-
11	DAS-FM-EE	3	WV05001	LEAD PIPE LATERAL ASSESSMENT			YES	\$174,621	CASH	C2	A1	NO						-
12	PARKS	14	WP55001	PARKS DEMOLITIONS - PHASE 1				\$193,619	CASH	B2	B2	NO						-
13	DAS-FM-FM	19	WC22801	CH COMPLEX FACADE INSPECT & REPAIR-PHASE 4				\$147,290	CASH	B3	B3	YES	1,152,477					1,152,477
14	DOT-TRANSIT	6	WT15101	BUILDING AUTOMATION SYSTEM HVAC SYSTEM UPGRADES				\$19,771	CASH	B3	B3	YES	500,000					500,000
15	DAS-FM-FM	4	WS14101	COGGS BUILDING FAÇADE RENOVATION-PHASE 1				\$1,551,426	CASH	B1	B1	NO						-
16	DOT-TRANSIT	3	WT12201	BUS MAINTENANCE PIT REPLACEMENTS (FDL GARAGE)				\$184,226	CASH	B2	B2	NO						-
17	DAS-FM-FM	6	WC22701	CH - ELEVATOR MODERNIZATION				\$585,174	CASH	B3	B3	YES		2,300,000	2,300,000			4,600,000
18	MC HIST SCTY	1	WO13401	TRIMBORN FARM BUNKHOUSE RESTORATION				\$201,605	CASH	B3	B3	YES		1,166,938				1,166,938
19	HOC	3	WJ11501	HOC CHILLERS REPAIRS (500&400 FAC)				\$959,853	CASH	B3	B3	NO						-

Cash Financed Projects

DEPT: ALL (EXCLUDING AIRPORT ONLY)

Alpha-Numeric Scoring

A1	56.9 - 48.1	B1	36.6 - 29.1	C1	18.8 - 15.2	D1	11.3 - 10.2	F1	7.4 - 3.7
A2	48.0 - 43.1	B2	29.0 - 24.1	C2	15.1 - 12.7	D2	10.1 - 8.9	F2	3.6 - 1
A3	43.0 - 36.7	B3	24.0 - 18.9	C3	12.6 - 11.4	D3	8.8 - 7.5	F3	0.9 - 0



Item #	REQ DEPT	DEPT RANK	Project Number	Project Name	Mandated	Contractual	Continuing	2022 County Financing	Cash/Bond Financing	A-F Grading	A-F ADJ Grading	Sub-Project Continues into Out-Years?	2023	2024	2025	2026	Total Out-Year Costs
39	DAS-IMSD	7	WO19701	WIRELESS INFRASTRCTR CNTY BLDGS-PHASE 1				\$250,000	CASH	C2	C2	NO					-
40	DOT-FLEET	9	WO55501	FLEET GARAGE OVERHEAD DOORS				\$54,988	CASH	C2	C2	YES	406,000				406,000
41	DAS-IMSD	2	WO65301	ASSET PROTECTION-REMEDATION SERVICES-PHASE 2				\$784,500	CASH	C3	C3	NO					-
42	DOT-FLEET	5	WO72201	INMATE PROCESSING AREA/HOLDING CELL COMPLETION				\$41,915	CASH	D2	D2	YES	341,967				341,967
43	DHHS	3	WS10201	CONTROL CENTER PANEL REPLACEMENT			YES	\$211,976	CASH	B2	A1	NO					-
44	DAS-FM-FM	7	WC21701	CH COMPLEX FACADE INSPECT & REPAIR-PHASE 3			YES	\$2,659,624	CASH	B2	A1	NO					-
45	SHERIFF	1	WO48501	CJF POD 4D RENOVATIONS			YES	\$171,532	CASH	B2	B1	NO					-
46	DHHS	1	WS12601	YOUTH SERVICES ADMIN RELOCATION AND TENANT IMPRV			YES	\$6,318,684	CASH	D3	A1	YES	6,391,240				6,391,240
47	DOT-TRANSIT	12	WT11501	LIGHTING IMPROVEMENTS (KK GARAGE)				\$107,844	CASH	B3	B3	NO					-
48	SHERIFF	9	WO27701	SHERIFF RADIO REPLACEMENTS-2022				\$340,000	CASH	C1	C1	NO					-
49	DAS-FM-FM	10	WS11601	WASHINGTON SENIOR CENTER ACCESS LIGHTING				\$148,793	CASH	C1	C1	NO					-
50	DAS-FM-FM	8	WC22601	COURTHOUSE NEGATIVE PRESSURE MITIGATION				\$654,663	CASH	C2	C2	NO					-
51	SHERIFF	8	WO44901	AUTOMATED LICENSE PLATE READERS				\$254,235	CASH	C3	C3	NO					-
52	DAS-FM-FM	21	WO56701	RETRO-COMMISSIONING-PHASE II				\$281,970	CASH	C3	C3	NO					-
53	DOT-HWY	3	WH25801	COUNTY WIDE CATCH BASIN REHAB-2022				\$500,000	CASH	C3	C3	NO					-
54	SHERIFF	6	WO63801	CCFC CAMERA SYSTEM-PHASE 3				\$631,054	CASH	C3	C3	NO					-
55	EMERGENCY MNGT	3	WO27001	700MHZ BACK-UP RADIO SYSTEM (COUNTY)-PHASE 1				\$1,148,728	CASH	C3	C3	NO					-
56	DAS-IMSD	5	WO64701	ENTERPRISE PLATFORM MODERNIZATION-PHASE 3				\$2,000,000	CASH	C3	C3	NO					-
57	PARKS	11	WP57101	LAKE MICHIGAN BLUFF REPAIRS				\$181,038	CASH	C3	C3	NO					-

**Cash Financed Projects**

DEPT: ALL (EXCLUDING AIRPORT ONLY)

**Alpha-Numeric Scoring**

A1	56.9 - 48.1	B1	36.8 - 29.1	C1	18.8 - 15.2	D1	11.3 - 10.2	F1	7.4 - 3.7
A2	48.0 - 43.1	B2	29.0 - 24.1	C2	15.1 - 12.7	D2	10.1 - 8.9	F2	3.6 - 1
A3	43.0 - 36.7	B3	24.0 - 18.9	C3	12.6 - 11.4	D3	8.8 - 7.5	F3	0.9 - 0



Item #	REQ DEPT	DEPT RANK	Project Number	Project Name	Mandated	Contractual	Continuing	2022 County Financing	Cash/Bond Financing	A-F Grading	A-F ADJ Grading	Sub-Project Continues into Out-Years?	2023	2024	2025	2026	Total Out-Year Costs
58	PARKS	13	WP56301	FUEL INVENTORY MANAGEMENT SYSTEM				\$948,909	CASH	D1	D1	NO					-
59	DAS-IMSD	9	WO66601	COUNTYWIDE CAMERA REPLACEMENT – 2022				\$1,724,268	CASH	D1	D1	NO					-
60	DAS-IMSD	3	WO29701	ASSET PROTECTION-SECURITY SUBSCRIPTIONS-PHASE 1				\$460,000	CASH	D1	D1	NO					-
61	SHERIFF	2	WO65801	TRAYING EQUIPMENT REPLACEMENT-SHERIFF				\$432,709	CASH	D1	D1	NO					-
62	DAS-FM-FM	1	WS13701	COGGS - ACCESSIBILITY - GENERAL IMPROVEMENTS				\$499,941	CASH	D1	D1	NO					-
63	EMERGENCY MNGT	2	WO30401	COUNTYWIDE EMERGENCY MEDICAL DISPATCH				\$413,100	CASH	D2	D2	NO					-
64	SHERIFF	3	WO65901	KITCHEN EQUIPMENT REPLACEMENT-SHERIFF				\$820,057	CASH	D2	D2	NO					-
65	ME	1	WO66901	CME UPGRADE - MEDICAL EXAMINER				\$1,154,160	CASH	D2	D2	NO					-
66	HOC	1	WJ11701	KITCHEN EQUIPMENT REPLACEMENT-HOC				\$3,481,631	CASH	D2	D2	NO					-
67	SHERIFF	10	WO29301	SHERIFF FORECLOSURE SALE & POSTING SOLUTION				\$182,200	CASH	D3	D3	NO					-
68	DAS-FM-FM	15	WS13601	COGGS TENANT IMPROVEMENT ALLOWANCE				\$1,452,626	CASH	D3	D3	NO					-
69	HOC	2	WJ11601	TRAYING EQUIPMENT REPLACEMENT-HOC				\$1,355,856	CASH	D3	D3	NO					-
70	DAS-FM-FM	9	WC17201	CH COMPLEX COURTS CAMERAS/MONITORS PHASE 1				\$100,000	CASH	F1	F1	NO					-
71	ZOO	2	WZ17401	ZOO FRONT ENTRANCE-ADMISSIONS RECONFIGURATION				\$806,569	CASH	F1	F1	YES		6,893,739			6,893,739
72	DAS-FM-FM	20	WO28601	FACILITIES SPACE MANAGEMENT SOFTWARE				\$100,000	CASH	F1	F1	NO					-
73	EMERGENCY MNGT	4	WO49801	800MHZ DOPPLER SYSTEM				\$150,000	CASH	F1	F1	NO					-
74	DAS-IMSD	8	WO65201	ENTERPRISE VIRTUAL DESKTOP SRVCS-HRDWRE-PHASE 1				\$200,000	CASH	F1	F1	NO					-
75	DAS-IMSD	6	WO33001	IMSD OPERATIONAL ENHANCEMENTS-PHASE 1				\$372,000	CASH	F1	F1	NO					-
76	MARCUS CNTR	2	WO34401	MARCUS CENTER EXTERIOR BLDG CAULKING - PHASE 1				\$263,681	CASH	F1	F1	YES		656,690	656,690		1,133,090

**Cash Financed Projects**

DEPT: ALL (EXCLUDING AIRPORT ONLY)

Alpha-Numeric Scoring									
A1	56.0 - 48.1	B1	36.6 - 29.1	C1	18.8 - 15.2	D1	11.3 - 10.2	F1	7.4 - 3.7
A2	48.0 - 43.1	B2	29.0 - 24.1	C2	15.1 - 12.7	D2	10.1 - 8.9	F2	3.6 - 1
A3	43.0 - 36.7	B3	24.0 - 18.9	C3	12.6 - 11.4	D3	8.8 - 7.5	F3	0.9 - 0



Item #	REQ DEPT	DEPT RANK	Project Number	Project Name	Mandated	Contractual	Continuing	2022 County Financing	Cash/Bond Financing	A-F Grading	A-F ADJ Grading	Sub-Project Continues Into Out-Years?	2023	2024	2025	2026	Total Out-Year Costs
77	DHHS	2	WS13801	DETENTION TRAYING EQUIPMENT REPLACEMENT				\$296,424	CASH	F1	F1	NO					-
78	DAS-IMSD	1	WO54701	ENTERPRISE DATA & ANALYTICS-PHASE 1				\$711,600	CASH	F1	F1	NO					-
79	PARKS	7	WP57201	PARKS FACILITY ACTION PLAN				\$125,571	CASH	F2	F2	NO					-
80	PARKS	20	WP57401	PARK & PKWY LIGHTING UPGRADE & RETROFIT				\$123,601	CASH	F2	F2	YES		938,941			938,941
81	DOT-TRNS SRV	13	WH11501	SIGNAL UPGRADES FOR IMPROVED EFFICIENCY-MOBILITY				\$200,000	CASH	F2	F2	NO					-
82	HOC	5	WJ11401	HOC SAN FOR CRITICAL VIDEO STORAGE CAPACITY				\$289,221	CASH	F2	F2	NO					-
83	ME	2	WO56801	UNIFY WORKSTATION AND SERVER - MEDICAL EXAMINER				\$160,720	CASH	F2	F2	NO					-
84	DAS-IMSD	4	WO65701	DIGITAL ENGAGEMENT TRANSFORMATION-PHASE 1				\$491,993	CASH	F3	F3	NO					-
85	DAS-FM-FM	3	WO66301	COUNTY ADMINISTRATIVE SPACE RECONFIG - PHASE 1				\$493,821	CASH	F3	F3	YES	3,864,032				3,864,032
Subtotal:								\$44,540,834					\$25,028,236	\$25,834,455	\$2,866,500	\$0	\$53,729,191

Project with Construction Cost Estimate based on less than 90% Design Completion; Design funding included in previous budget(s).  
 Project requested as design + construction; 2022 appropriation of \$4.6M in project allocated contingency pending anticipated (DAS-FMD and DHHS) DECEMBER Board report outlining use of funds.  
 Project moved out as it includes design and construction in same request.  
 Project moved out for further follow-up (OEM/Sheriff) regarding full radio fleet replacements.



**2023 Summary**

Projected County Funding (Bonds + Cash):	\$57,300,656
Requested Capital Projects:	\$229,626,328
County Funding Surplus/(Shortfall):	(\$172,325,672)

**2023 County Funding of \$5M or Greater**

Item #	REQ DEPT	Project	Project Description	County Funding	Dept Rank
1	DOT-TRANSIT	TBD	BUS REPLACEMENT PROGRAM-PLACEHOLDER	\$50,000,000 ←	1
2	DHHS	WS12601	YOUTH SERVICES ADMIN RELOCATION AND TENANT IMPRV	\$6,391,240	1
3	ZOO	WZ14101	ZOO ADVENTURE AFRICA-RHINOS EXHIBIT	\$5,000,000	1
20	DHHS	WS12401	SECURE YOUTH FACILITY PHASE 1	\$35,520,810 ←	2
21	PARKS	WP70601	SOUTH SHORE BREAKWATER	\$9,220,809	2
83	DAS-FM-FM	WC20901	FORENSIC SCIENCE CENTER-PHASE 2	\$25,035,867 ←	9
114	PARKS	WP66401	LAKE MICHIGAN SHORELINE STABILIZATION - SHERIDAN PARK	\$5,000,000	21
<b>TOTAL:</b>				<b>\$136,168,726</b>	

**2024 Summary**

Projected County Funding (Bonds + Cash):	\$59,019,676
Requested Capital Projects:	\$162,376,336
County Funding Surplus/(Shortfall):	(\$103,356,660)

**2024 County Funding of \$5M or Greater**

Item #	REQ DEPT	Project	Project Description	County Funding	Dept Rank
1	DOT-TRANSIT	TBD	BUS REPLACEMENT PROGRAM-PLACEHOLDER	\$50,000,000	1
2	PARKS	WP56901	NEW SERVICE BLDG & SRVC YARD - WASHINGTON PARK	\$9,194,151	1
3	ZOO	WZ17401	ZOO FRONT ENTRANCE-ADMISSIONS RECONFIGURATION	\$6,893,739	1
19	ZOO	WZ17501	ZOO FRONT ENTRANCE-PENGUINS EXHIBIT	\$6,006,001	2
35	PARKS	WP70601	SOUTH SHORE BREAKWATER	\$6,508,806	3
77	PARKS	WP71401	MITCHELL DOMES RENOVATION	\$13,000,000	11
<b>TOTAL:</b>				<b>\$91,602,697</b>	



**2025 Summary**

Projected County Funding (Bonds + Cash):	\$60,790,266
Requested Capital Projects:	\$159,315,410
County Funding Surplus/(Shortfall):	(\$98,525,144)

**2025 County Funding of \$5M or Greater**

Item #	REQ DEPT	Project	Project Description	County Funding	Dept Rank
1	DOT-TRANSIT	TBD	BUS REPLACEMENT PROGRAM-PLACEHOLDER	\$40,000,000	1
2	PARKS	TBD	WASHINGTON PARK LAGOON DREDGING & REMEDIATION	\$5,000,000	1
16	DOT-TRANSIT	WT15301	NORTH SOUTH TRANSIT ENHANCEMENT PROJECT	\$25,000,000	2
17	DAS-FM-FM	WC20701	NEW CRIMINAL COURTHOUSE	\$20,000,000	2
<b>TOTAL:</b>				<b>\$90,000,000</b>	







2026 Summary	
Projected County Funding (Bonds + Cash):	\$62,613,974
Requested Capital Projects:	\$308,411,682
County Funding Surplus/(Shortfall):	(\$245,797,708)

2026 County Funding of \$5M or Greater					
Item #	REQ DEPT	Project	Project Description	County Funding	Dept Rank
1	DOT-TRANSIT	TBD	BUS REPLACEMENT PROGRAM-PLACEHOLDER	\$30,000,000	1
2	DAS-FM-FM	WC20601	SAFETY BLDG DEMOLITION	\$9,000,000	1
3	ZOO	WZ17001	ALASKA'S COLD COAST	\$7,400,000	1
16	DAS-FM-FM	WC20701	NEW CRIMINAL COURTHOUSE	\$180,000,000	2
17	PARKS	WP54901	PARKS BENDER SAFE HARBOR SEDIMENTATION ABATEMENT	\$7,434,619	2
32	DAS-FM-FM	WC21101	NEW COURTHOUSE TRANSITION FACILITIES-PLAN PLCHLD	\$7,900,000	4
37	DAS-FM-FM	WC18201	HISTORIC COURTHOUSE CHANGES	\$9,000,000	5
<b>TOTAL:</b>				<b>\$250,734,619</b>	