



## **Empowering People, Strengthening Community**

Developing a Secure Residential Care Center for  
Children and Youth (SRCCCY)

Presentation to the Wisconsin

Act 185 Grant Committee

September 9, 2019



Rendering of possible public entryway/visitation center, that indicates our intention for a more normative, less correctional, welcoming environment.

## Table of Contents

### **Introduction**

### **Plan Summary**

### **Core Program Strategies and Activities**

### **Plan A Details and Cost Estimate**

### **Plan B Details and Cost Estimate**

### **Meeting the Requirements of DOC 347**

### **Project Schedule**

## Introduction

The Milwaukee County Department of Health and Human Services has previously presented to the Act 185 Grant Committee its vision, program and plan for its development of an SRCCCY. The intention is to fully leverage the significant opportunity Act 185 represents for Milwaukee County to continue to transform and improve the youth justice system through the development of a treatment-oriented continuum of care that will positively impact the life direction for many youth and contribute to a safer community. The Milwaukee County SRCCCY will be an important component of that continuum of care.

Herein Milwaukee County is presenting the status of its specific SRCCCY plans to date. These details include location, design plans and costs for two plan options under consideration. It is important to note that the Milwaukee County plan includes NO addition, expansion or renovation of detention facilities. Additional details can be provided by September 30 as the design efforts continue.

Recognizing that we share a common goal of closing Lincoln Hills/Copper Lake by July 1, 2021, a high-level project schedule and commentary is also presented. Diligent effort and cooperation between Milwaukee County and the State of Wisconsin will be required to accomplish this joint goal.

## Plan Summary

Milwaukee County is currently considering two alternatives to developing its SRCCCY, called Plan A and Plan B. Plan A utilizes a combination of modifications to our existing facilities at the Vel R Phillips Youth and Family Justice Center ('Vel Phillips') plus modifications to existing leased space in the community. Plan B provides for modifications plus expansion at Vel Phillips to provide the full SRCCCY capacity at this single location. A high-level summary comparison of the Plans is shown in the table below.

Option	Plan A	Plan B
Location	Vel Phillips (in City of Wauwatosa, Milwaukee County) plus community-based leased facility (in Milwaukee County)	Vel Phillips (in City of Wauwatosa, Milwaukee County)
Capacity	40 total beds (up to 22 beds at Vel Phillips, plus up to 24 beds at the leased facility)	32 total beds (16 in renovated existing space, plus 16 in new expansion)
Staffing ratio	4:1	4:1
Cost of Design & Construction	Not-to-exceed \$ 24,858,203	\$ 24,858,203
95% State contribution	\$ 23,615,292	\$ 23,615,292

## Core Program Strategies and Activities

Regardless of the final Plan to be chosen, to achieve the vision for success that has been established by the Milwaukee County Act 185 Steering Committee the facility designs are informed by pillars of the Program Model, core values, and support of specific program activities. The pillars include:

- Ensure provision of an **education program** that provides high quality instruction and experiences based on each youth's strengths, learning style, interests, and special needs;
- Create an **integrated treatment and positive youth development model** that emphasizes emotional regulation, pro-social decision making, enhanced social competencies, and family engagement and where adolescent brain development and the impact of trauma on the physical, cognitive, relational, and emotional well-being of youth is understood and addressed; and
- Provide a **safe and secure living and learning environment** in which **all** interactions with youth are focused on building positive relationships and utilize advanced skills in redirection, crisis intervention and positive reinforcement to maintain a supportive, culturally intelligent, and therapeutic milieu and promote successful transition to the community.

Core values serve as guideposts in the development of programming. The core values developed by the Milwaukee County Act 185 Program Work Group are framed in the following statements of belief:

- *We believe that the most important word in Secure Residential **Care** Center for Children and Youth is **CARE**.*
- *We believe that every youth is entitled to treatment in an environment that acknowledges their dignity and strengths, promotes health, and provides opportunities to grow and become a responsible adult that thrives in our community.*
- *We believe that youth and their families are critical partners in the rehabilitation process. Their beliefs and preferences must guide the rehabilitation process. "Nothing about us without us."*
- *We believe that Aftercare planning should start prior to admission to the program and that youth should stay in secure care only as long as necessary to assure community safety.*
- *We believe in every child's right to a quality education.*
- *We believe in the power of engaging community resources to help provide a continuum of care that supports our principle of an integrated treatment model.*
- *We believe that working together over the long term, we will not only achieve our Vision but also will reduce the need for youth correction facilities in Milwaukee County.*

As might be seen in other residential treatment facilities within a safe and welcoming living environment with a high staff/youth ratio, the **individual** youth's care and treatment plan will guide their involvement in selected programs such as:

Psychological assessment, trauma assessment, Youth Assessment & Screening Instrument (YASI), family cohesion, substance abuse, and other assessments will be conducted as part of the initial transition phase into the facility and updated as appropriate. These assessments will inform the development of an individualized treatment plan for each youth in placement.



Application of an Integrated Treatment Model which integrates well-research cognitive-behavioral and behavior management tools into a cohesive, consistent, and mutually reinforcing approach will assist in shaping youth behavior and teaching new and improved skills. This approach has been successfully implemented in Bakari Center, the County's recently opened residential treatment program.

A behavior management system which utilizes incentives (with a high positive to negative ratio) and relationship-based approaches to preventing and/or responding to behavioral issues that often get youth into trouble in a residential program. An approach to discipline will favor "teaching" skills that youth can use in the community rather than simply emphasizing institutional compliance.

Restorative justice practices including restorative circles, victim mediation, victim impact programming, and engaging youth in completing community service projects will be utilized. These activities help youth understand the impact of their behavior on others, how to resolve problems that arise during placement and beyond, and how to take personal responsibility for repairing any harm caused by their behavior.

Dialectic Behavior Therapy (DBT) is a specific form of Cognitive Behavior Therapy (CBT) used to treat suicidal and more acute mental health issues. This approach can be delivered through individual therapy and group skills training.

Juvenile Cognitive Behavioral Intervention Programs (JCIP), utilizing one or more evidence-based approaches that have demonstrated positive outcomes in teaching youth how their thoughts and beliefs impact their behavior, learning techniques to interrupt harmful thought-behavior responses, and promote the acquisition of new problem-solving pro-social behaviors through opportunities to practice those skills in the facility.

Psychiatric, psychological, medical, and nursing services to ensure that all health needs of youth are met while in placement and help youth identify steps toward developing a healthy lifestyle as they mature.

Full time, individualized education programming will include full assessments, special education supports, core academic coursework, credit attainment/recovery, STEM, physical education, and expressive arts according to youth's interests to assist the youth with their specific educational needs.

Vocational training will be provided based on a youth's interest and their treatment plan/goals that will provide certification and/or skills that the youth can apply to future vocational opportunities.

Family therapy to engage family members identified by the youth in strengthening their relationship(s), addressing mental health or other treatment needs, learning new problem-solving skills, and building the foundation for successful transition for the youth back into the family and community.

Mentoring opportunities will be facilitated which link community adults and credible messengers with youth to provide individualized supports and relationships that can be continued when the youth return to the community.

Independent Living Skills which promote skills related to personal care, money management, employment, goal setting, transportation, problem-solving, peer refusal skills, parenting, and more will be offered to the youth. To the extent that the SRCCCY program can create opportunities for youth to actually practice these kinds of skills while in placement, the more likely it is they will be able to perform them successfully upon release.

Recreational, cultural, & leisure skills programming and activities that help meet the physical activity and creative strengths and needs of youth and help them learn how to constructively utilize their free time both in the facility and upon release.

Visitation and Family Contact: Maintaining a relationship with family members is a critical element of the overall transition home process, a process that begins at the time the youth is first admitted to the program. In addition to providing therapeutic support to families, the program will encourage families to visit regularly and minimize barriers to youth maintaining contact.

Based on these programmatic themes, and requirements of DOC 347, both Plans for the SRCCCY include:

Four Main Housing Units – Each unit consists of 8- or 10-bed living spaces. Two of these units are renovation of the existing MCAP pods at Vel Phillips

Education – Classrooms, teacher support and offices, a computer/learning lab, vocational programming, testing/consultation, and other multi-media activities. New classroom spaces will be added to the Vel R. Phillips facility to accommodate the educational program for SRCCCY youth.

Mental Health, Health, and Dental Care – Space in the main building includes space needed to meet all basic physical and dental health needs, including space if needed for temporary housing of ill youth.

Recreation Space – Both indoor and outdoor recreation and green space are provided.

Welcome Center and Visitation - Public entry via a welcoming vestibule and space for family visitation

Control Center & Screening – A security screening and central control area

And other areas to comply with DOC 347 and provide a full-service facility.

## Plan A Details and Cost Estimate

Modifications and additions to the current Vel R. Phillips Youth and Family Justice Center:

- Modification of the current MCAP space in Vel Phillips, remodeled and repurposed for use as two SRCCCY pods
- Additional of two classrooms, multi-purpose room, and staff support space as an addition to the Vel Phillips facility
- Renovation of a gymnasium and exterior courtyard for indoor and outdoor recreation spaces
- Site work to include parking lot and roadway changes, utilities relocations, additional greenspace and secure perimeter
- Renovation of site security system
- Relocation of an existing loading dock
- Renovation of an existing food preparation/service area

Co-location of facilities within Vel Phillips (facilities shared with existing detention center):

- Medical/dental/mental health
- Public entryway & Visitation
- Indoor recreation
- Outdoor recreation
- Control center
- Intake
- Staff support areas

Modifications and additions to a community-based leased facility:

- Establishment of a secure perimeter
- Living units renovation to provide two pods of up to 12 beds each (total SRCCCY capacity not to exceed 40 beds)
- Replacement/relocation of security doors, windows
- Education wing renovation
- Renovation and additions for Medical/dental/mental health
- Dining hall/food service renovation
- Restrooms remodeling
- Gymnasium remodeling
- Outdoor recreation additions
- Addition of intake/release
- Addition of Public entryway & Visitation
- Addition of staff support areas
- Addition of parking
- Major renovation to all MEP, fire protection and security systems

<b>Milwaukee County SRCCCY</b>					
<b>Cost Estimate as of</b>			<b>9/9/2019</b>		
<b>PLAN A - Vel R Phillips Youth and Family Justice Center RENOVATION plus Leased Facility Renovation/expansion</b>					
ITEM	COST		remarks		
Vel Phillips renovation	\$ 4,682,250		18729 SF		
Vel Phillips expansion	\$ 1,417,500		3150 SF		
site work and utilities relocation	\$ 700,000				
loading dock relocation	\$ 550,000				
Vel Phillips sub-total	\$ 7,349,750				
construction fees and general conditions	\$ 734,975		10%		
architectural planning & design fees	\$ 1,137,980		8% plus pre-planning costs		
FF&E	\$ 440,985		6%		
data/telecomm/security	\$ 1,500,000				
owner costs	\$ 146,995		2%		
Vel Phillips project sub-total	\$ 11,310,685				
Leased Facility renovation & expansion	\$ 8,847,500		not-to-exceed		
project logistics and phasing	\$ 604,746		3%		
contingency	\$ 4,095,272		20%		
<b>TOTAL ESTIMATED PROJECT COST</b>	<b>\$ 24,858,203</b>		<b>not-to-exceed</b>		



# Due-Diligence Meeting

SRCCCY Leased Facility

July 26, 2019

# AGENDA

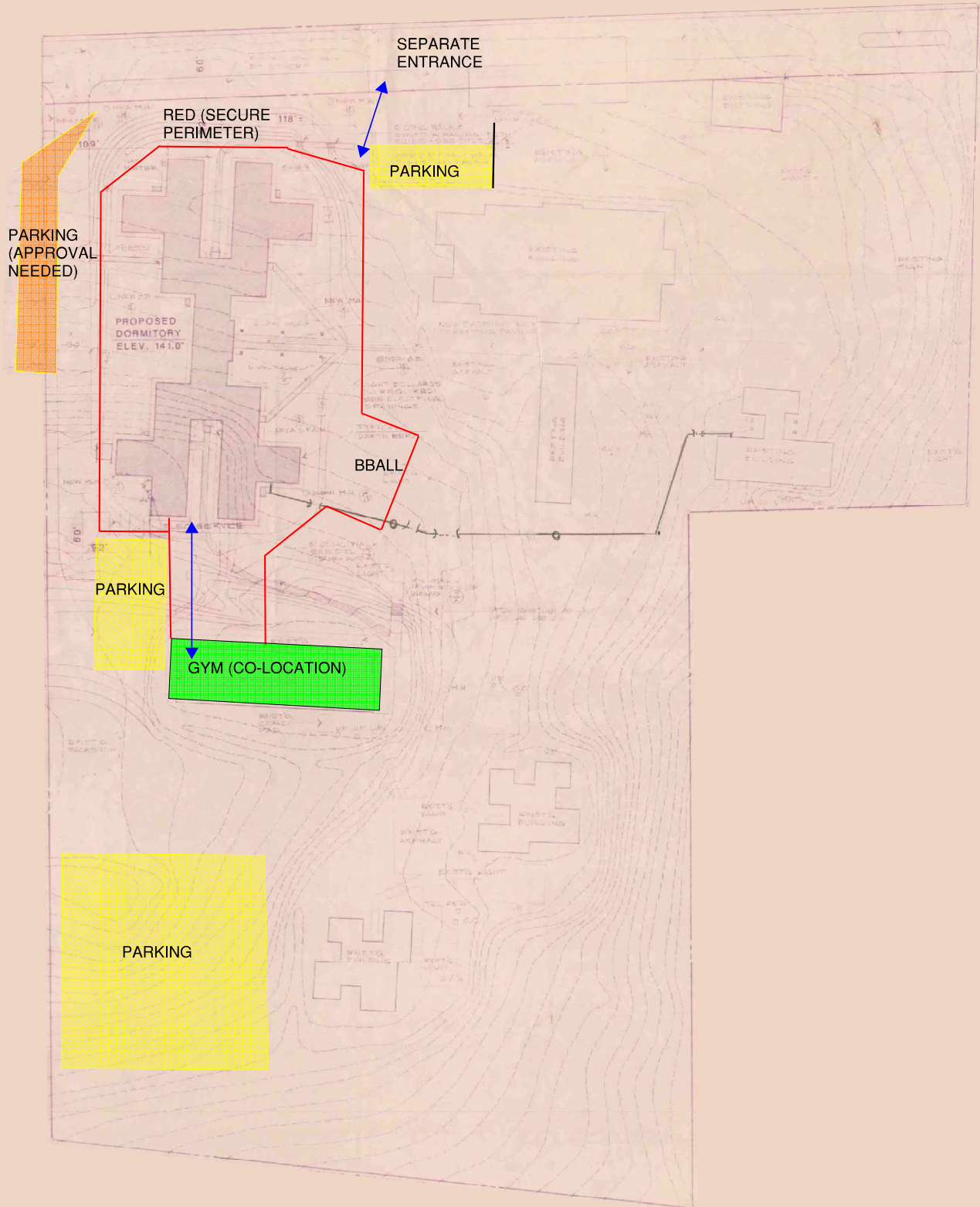
3-month workplan review (Bill)

Needs prioritization - survey (Brooke)

Leased Facility site plan review (Corey)

- secure perimeter
- defined co-location areas
- parking/entryway/visitor center
- living units renovation
- what's not obviously in the plan
- start list of DOC 347 variances
- zoning
- utilities & existing systems due diligence
- other issues/concerns

2-week look-ahead & next meeting



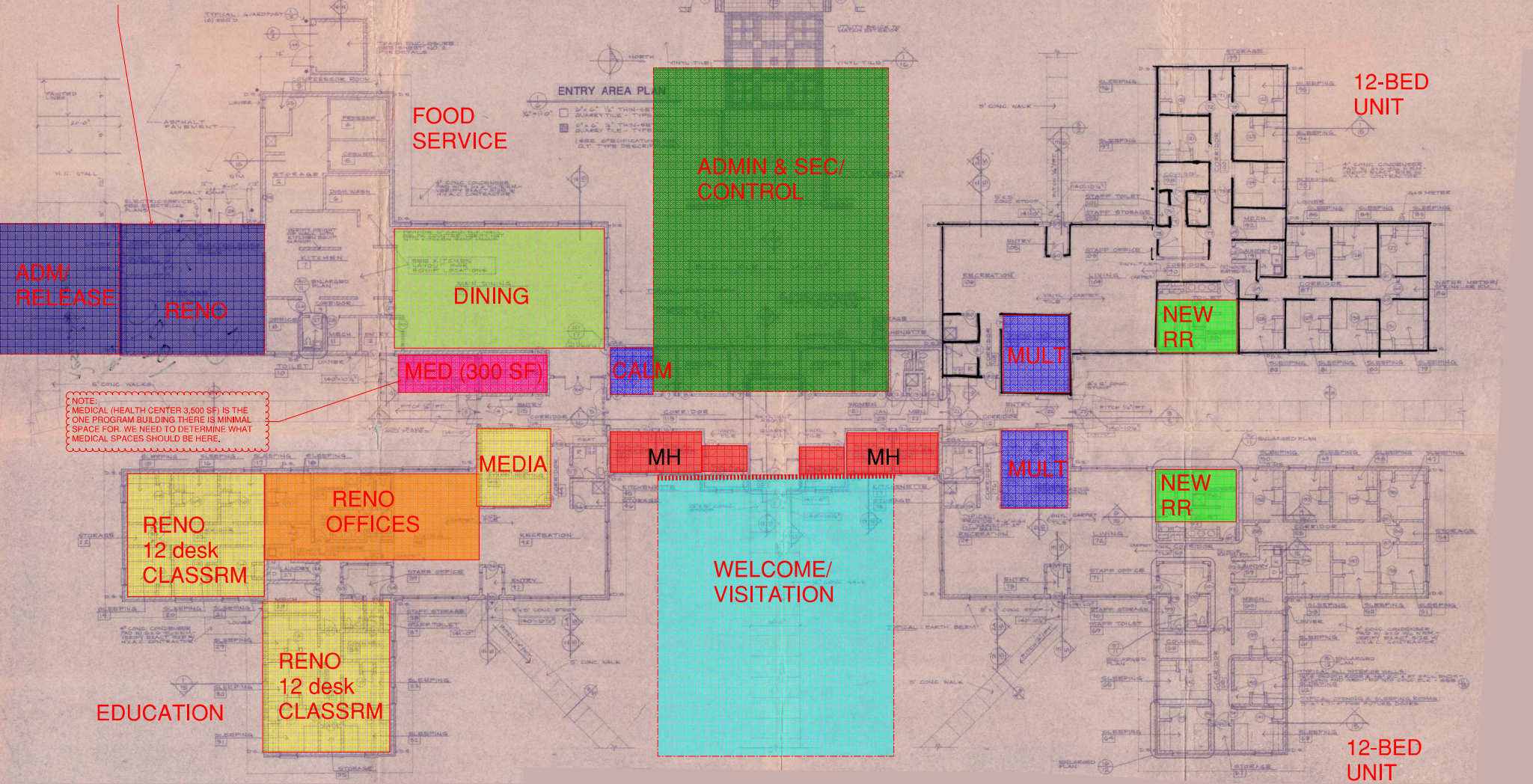
SITE & GRADING PLAN

SCALE: 1"=20'-0"



**FLOOR PLAN**

UTILITIES COMING INTO THE BUILDING





UTILITIES COMING INTO THE BUILDING

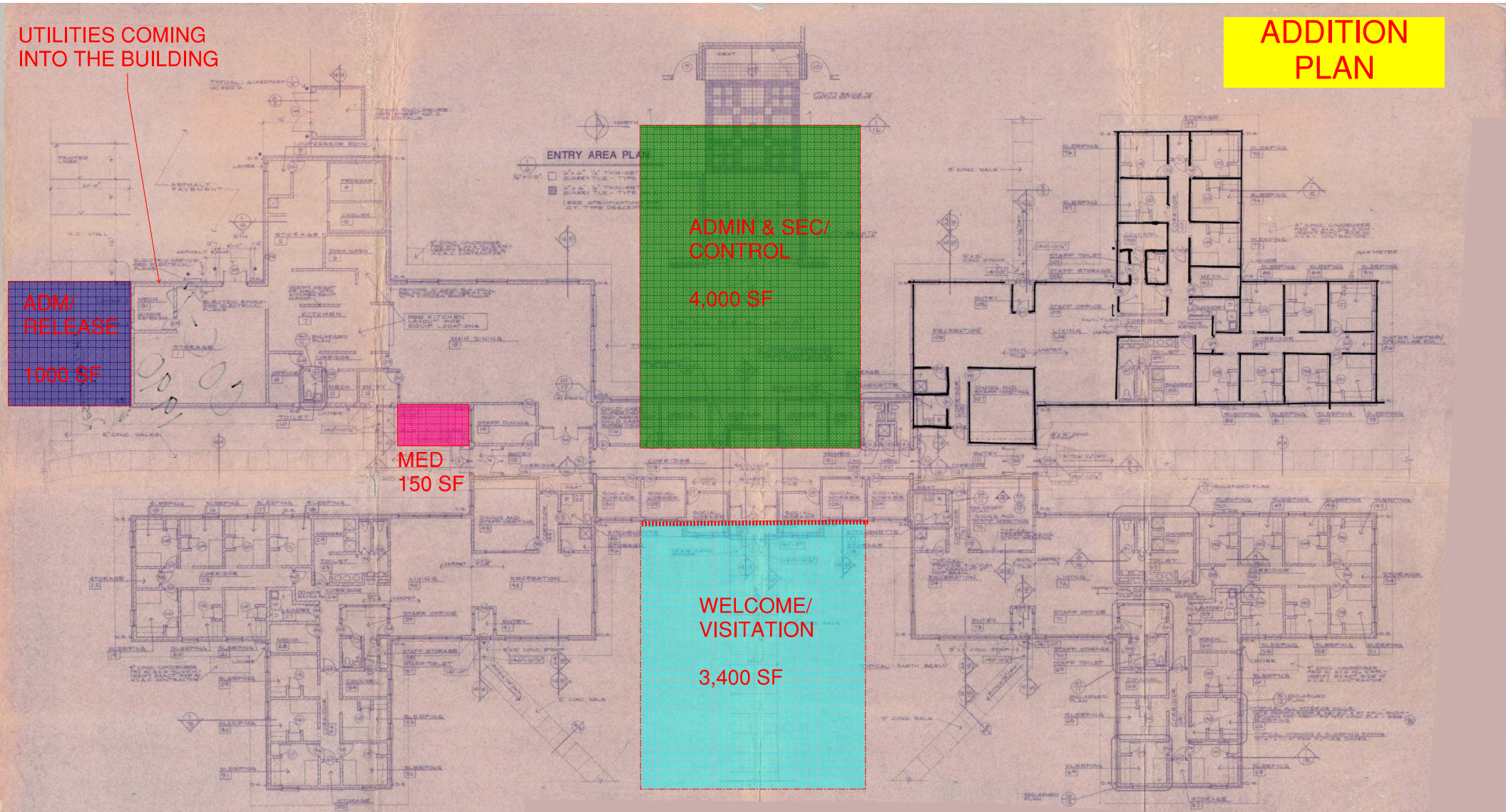
ADDITION PLAN

ADM/  
RELEASE  
1000 SF

ADMIN & SEC/  
CONTROL  
4,000 SF

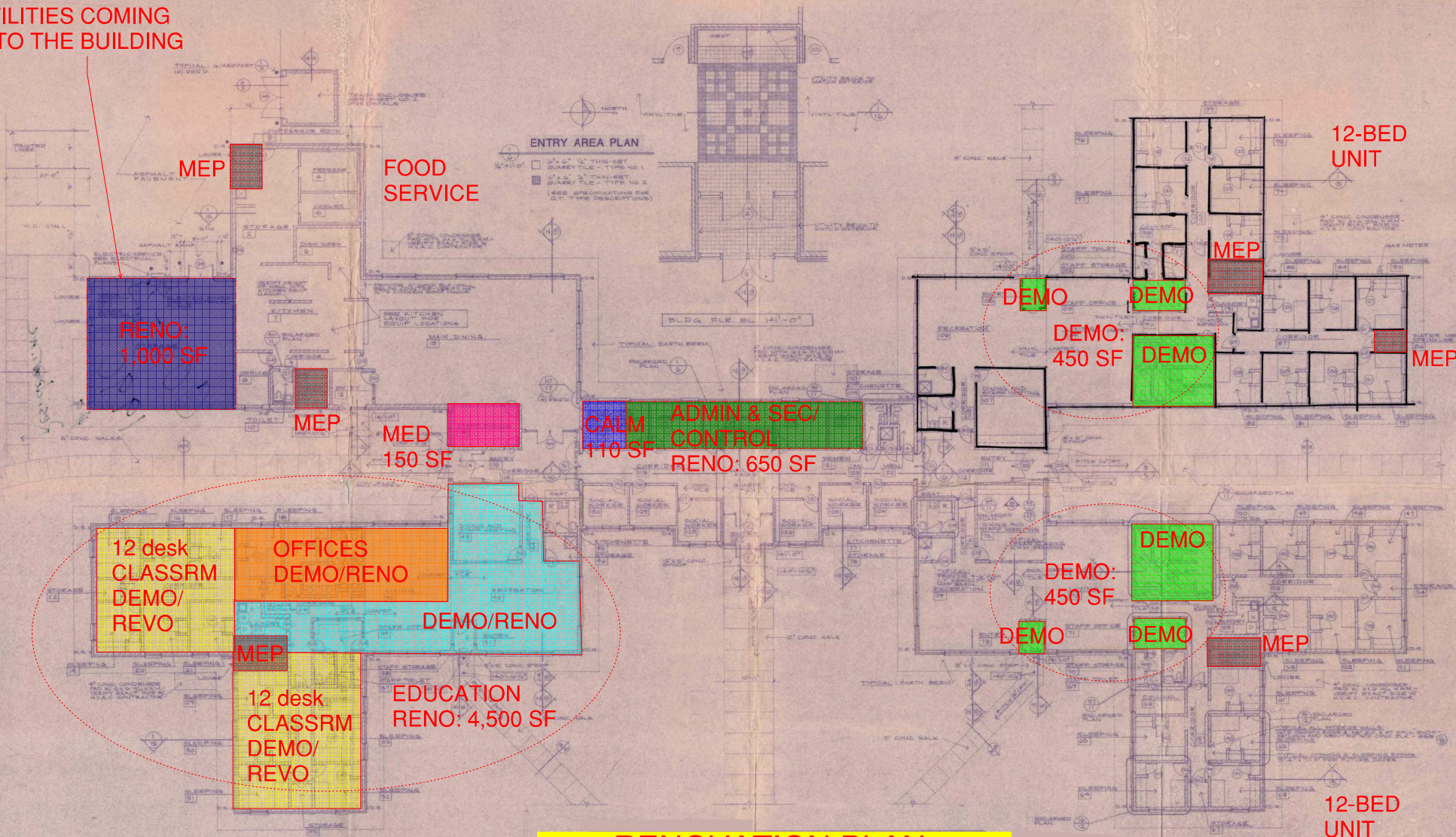
MED  
150 SF

WELCOME/  
VISITATION  
3,400 SF





UTILITIES COMING INTO THE BUILDING



**RENOVATION PLAN:**

1. Conceptual, not detailed
2. Only shows major renovations, in all areas finishes would be upgraded, windows replaced, ADA upgrades, etc.
3. Add exterior facades requiring renovation to tie new additions into existing building
4. Does not account for new skylights or clerestory if desired for more daylighting.
5. Add demo and replacement of all MEP and FP systems.
6. Add demo and replacement of security electronics systems.

# SECURE RESIDENTIAL CARE CENTER FOR CHILDREN AND YOUTH

10201 W Watertown Plank Rd, Milwaukee, WI 53226

Milwaukee County Dept. of Administrative Services  
FACILITIES MANAGEMENT DIVISION  
Architectural, Engineering & Environmental Services  
633 WEST WISCONSIN AVENUE, SUITE 1000 MILWAUKEE, WI 53203



Project #: 180802  
Site #:  
Building #: Approver  
Date: 03/11/2019

**INDEX OF DRAWINGS**

**SITE & CIVIL**

**ARCHITECTURAL**

T000 TITLE SHEET  
ARCHITECTURAL  
A010 LIFE SAFETY PLANS  
A101 DEMOLITION PLAN - LOWER LEVEL  
A102 DEMOLITION PLAN - MAIN LEVEL  
A201 NEW WORK PLAN - LOWER LEVEL  
A202 NEW WORK PLAN - MAIN LEVEL  
A301 REFLECTED CEILING PLAN - LOWER LEVEL  
A302 REFLECTED CEILING PLAN - MAIN LEVEL  
A400 EXTERIOR ELEVATIONS

**STRUCTURAL**

**MECHANICAL**

**PLUMBING**

**ELECTRICAL**



PROJECT LOCATION MAP



**ARCHITECT OF RECORD**

207 E Michigan St, Suite 400,  
Milwaukee, WI 53202  
PHONE: 414-220-9640



**CONSULTING DETENTION ARCHITECT**

401 Southwest Water Street #701,  
Peoria, IL 61602  
PHONE: 309-282-8121



**CIVIL ENGINEER**

Engineers  
Scientists  
Consultants

3636 N 124th St,  
Milwaukee, WI 53222  
PHONE: 262-821-1171



**LANDSCAPE ARCHITECT**

Engineers  
Scientists  
Consultants

3636 N 124th St,  
Milwaukee, WI 53222  
PHONE: 262-821-1171



**HVAC ENGINEER**

401 Southwest Water Street #701,  
Peoria, IL 61602  
PHONE: 309-282-8121



**ELECTRICAL, TECHNOLOGY ENGINEER**

401 Southwest Water Street #701,  
Peoria, IL 61602  
PHONE: 309-282-8121



**PLUMBING ENGINEER**

401 Southwest Water Street #701,  
Peoria, IL 61602  
PHONE: 309-282-8121



**STRUCTURAL ENGINEER**

10501 West Research Drive Suite 100  
Milwaukee, WI 53226  
PHONE: 414-292-4554

**FOOD SERVICE CONSULTANT**

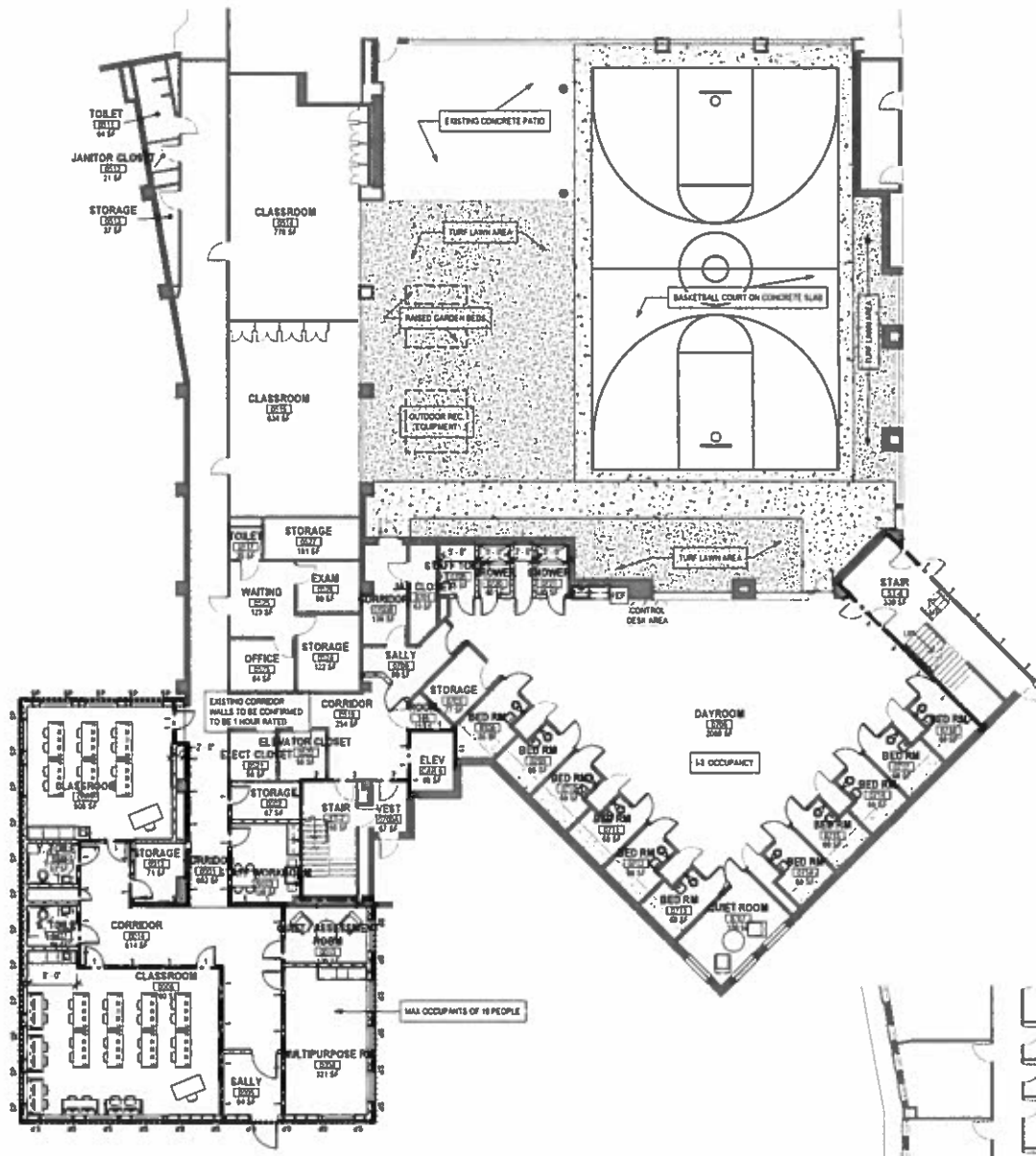
2934 FISH HATCHERY RD, SUITE 212  
MADISON, WISCONSIN 53713  
PHONE: 608-271-8554

DIRECTOR (OWNER DEPT) \_\_\_\_\_  
DAS - AEBES SECTION, DAS - FM \_\_\_\_\_  
DAS - AEBES LEAD HEAD \_\_\_\_\_  
DAS - AEBES PROJECT MANAGER \_\_\_\_\_

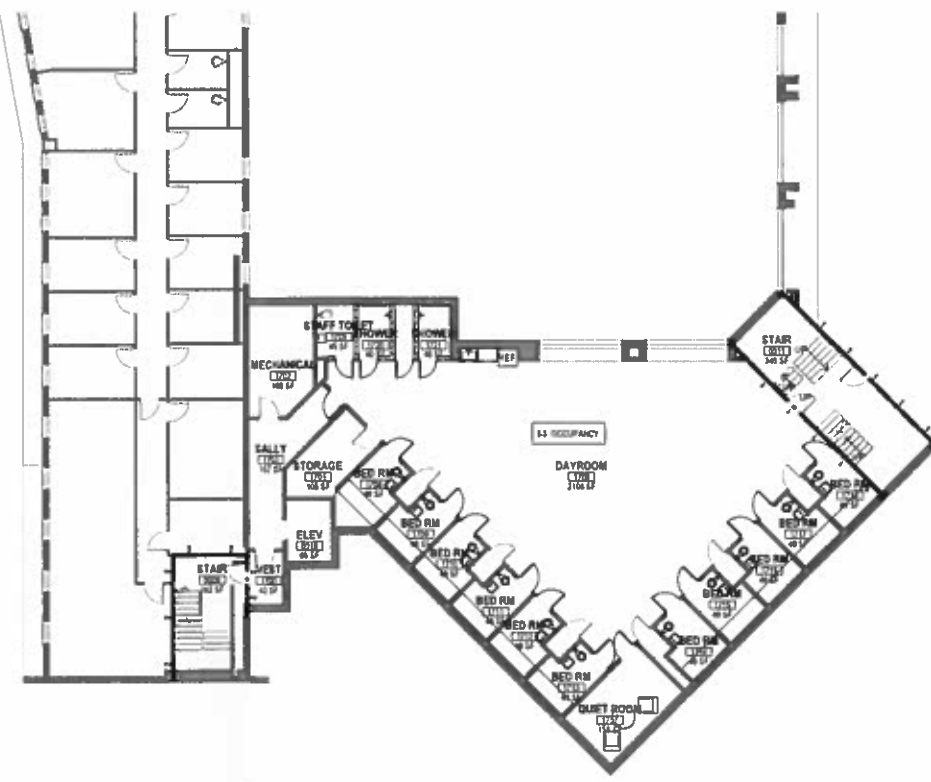
# NOT FOR CONSTRUCTION

T000





1 LIFE SAFETY PLAN - LOWER LEVEL



2 LIFE SAFETY PLAN - MAIN LEVEL

**LIFE SAFETY PLAN KEY**

	EXIT WIDTH PROVIDED
	FIRE EXTINGUISHER - MAXIMUM TRAVEL DISTANCE - 75 FEET - SEE SPECIFICATIONS FOR FIRE EXTINGUISHER TYPE
	EXIT SIGN
	ACCESSIBLE ROUTE
	EXIT TRAVEL DISTANCE
	ONE HOUR RATED FIRE PARTITION, BARRIER OR WALL
	TWO HOUR RATED FIRE PARTITION, BARRIER OR WALL
	SECURE PERIMETER

**LIFE SAFETY PLAN SUMMARY**

APPLICABLE CODES	DESCRIPTION
ARCHITECTURAL	WISCONSIN ENROLLED COMMERCIAL BUILDING CODE - IBC 2018 2018 INTERNATIONAL EXISTING BUILDING CODE WISCONSIN CODE AMENDMENTS SPS 381 to SPS 388 INTERNATIONAL CODE COUNCIL - ACCESSIBLE AND USABLE BUILDING AND FACILITIES STANDARDS - A117.1 UNIFORM FEDERAL ACCESSIBILITY STANDARDS FOR ARCHITECTURAL AND FACILITIES STANDARDS - A117.1 ADAAGS LIFE SAFETY CODE - NFPA 101
PLUMBING	2018 INTERNATIONAL BUILDING CODE WISCONSIN CODE AMENDMENTS SPS 381 to SPS 388
MECHANICAL	2018 INTERNATIONAL MECHANICAL CODE WISCONSIN CODE AMENDMENTS SPS 381 to SPS 388
FUEL	2018 INTERNATIONAL FUEL GAS CODE WISCONSIN CODE AMENDMENTS SPS 381 to SPS 388
ELECTRICAL	2018 NATIONAL ELECTRICAL CODE NEC WISCONSIN CODE AMENDMENTS SPS 381 to SPS 388

**WISCONSIN ENROLLED COMMERCIAL BUILDING CODE, SECTION 902, OCCUPANCY CLASSIFICATION**

NEW CONSTRUCTION - OCCUPANCY TYPE S  
- INSTITUTIONAL OCCUPANCY S-2

**IBC 2018 TABLE 603.2, ALLOWABLE BUILDING HEIGHT**

PROPOSED BLDG APPROX 30'7" AND HEIGHTS REQUIREMENT IN TABLE 603.2 IS 30' (ALLOWABLE NUMBER OF STORIES ABOVE GRADE PLANE)

PROPOSED BLDG IS ONE STORY AND HEIGHT REQUIREMENT IN TABLE 603.2 IS 30' (ALLOWABLE AREA FACTOR IS 1.0)

OCCUPANCY TYPE CONSTRUCTION TYPE

IF ALLOWABLE STORIES (IF FEET) AT 10'5"

**ACTUAL BUILDING HEIGHT AND AREA**

FLOOR LEVEL - RENOVATION	ACTUAL AREA (SQ FT)	MODIFIED ALLOWABLE (SQ FT)	RATIO (ACTUAL/ALLOWABLE)
BASE LEVEL - RENOVATION	33,123.57	33,123.57	1.0000
TOTAL	33,123.57	33,123.57	1.0000

**BUILDING ADDITION**

FLOOR LEVEL - RENOVATION	ACTUAL AREA (SQ FT)	MODIFIED ALLOWABLE (SQ FT)	RATIO (ACTUAL/ALLOWABLE)
BASE LEVEL - RENOVATION	33,123.57	33,123.57	1.0000
TOTAL	33,123.57	33,123.57	1.0000

**IBC 2018 TABLE 603.2, MINIMUM EXISTING CONSTRUCTION TYPE**

EXISTING BUILDING - CONSTRUCTION TYPE II  
BUILDING ADDITION - CONSTRUCTION TYPE II

**FIRE RESISTANCE RATINGS FOR BUILDING ELEMENTS ARE (TABLE 603.2)**

- PRIMARY STRUCTURAL FRAME - 2 HOUR
- BEARING WALLS EXTERIOR - 1 HOUR (INTERIOR - 0 HOUR)
- NON-BEARING WALLS AND PARTITIONS - 0 HOUR
- FLOOR CONSTRUCTION - 0 HOUR
- ROOF CONSTRUCTION - 0 HOUR

**IBC 2018 TABLE 603.2, MINIMUM EXISTING CONSTRUCTION TYPE**

OCCUPANCY TYPE - S-2 PERSON

**ACTUAL FLOOR AREA PER OCCUPANT**

LEVEL 01 - EXISTING	ACTUAL (SQ FT)	PER OCCUPANT (SQ FT)
LEVEL 01 - EXISTING	33,123.57	887.18
LEVEL 01 - ADDITION	0	0
TOTAL	33,123.57	887.18

**IBC 2018 TABLE 603.2, MINIMUM EXISTING CONSTRUCTION TYPE**

1 1/2" MIN. REINFORCING BARS PER OCCUPANT (MINIMUM 4 INCHES)  
OTHER EXISTING COMPONENTS - 0.3 INCHES PER OCCUPANT

**LEVEL 01**

1 OCCUPANTS @ 0.3 INCHES = 0 INCHES  
0 OCCUPANTS @ 0.3 INCHES = 0 INCHES

**LEVEL 02**

0 OCCUPANTS @ 0.3 INCHES = 0 INCHES  
0 OCCUPANTS @ 0.3 INCHES = 0 INCHES

**IBC 2018 TABLE 2003.1, MINIMUM SANITARY FACILITIES**

INTERNATIONAL PLUMBING CODE 418.1 SPRINKLING FOUNTAIN APPROVAL, WHERE DRINKING FOUNTAINS ARE REQUIRED WATER COOLER OR BOTTLED WATER DISPENSER SHALL BE PERMITTED BY SUBSTITUTION

OCCUPANCY TYPE 1 (S-2 IN THIS INSTANCE)

- 1 WATER CLOSET/LAVATORY PER 20 MALE OCCUPANTS
- 1 WATER CLOSET PER 40 FEMALE OCCUPANTS
- 1 LAVATORY PER 200 OCCUPANTS
- 1 DRINKING FOUNTAIN PER 100 OCCUPANTS
- 1 SERVICE SINK

OCCUPANCY TYPE 2 (S-2 IN THIS INSTANCE)

- 1 WATER CLOSET/LAVATORY PER 20 OCCUPANTS FOR THE FIRST 10 AND 1 ADDITIONAL PER 10 FOR REMAINDER
- 1 LAVATORY PER 40 OCCUPANTS FOR FIRST 10 AND 1 ADDITIONAL PER 10 FOR REMAINDER
- 1 DRINKING FOUNTAIN PER 100 OCCUPANTS
- 1 SERVICE SINK

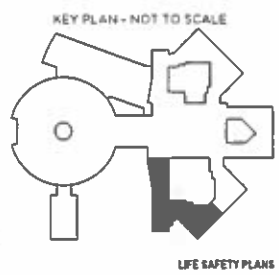
**ACTUAL SANITARY FACILITIES REQUIRED - OCCUPANCY TYPE 1**

LEVEL 01 - 0 OCCUPANTS (0 MALE / 0 FEMALE)  
LEVEL 02 - 0 OCCUPANTS (0 MALE / 0 FEMALE)  
WATER CLOSETS - 0 MALE AND 0 FEMALE REQUIRED  
LAVATORIES - 0 MALE AND 0 FEMALE REQUIRED  
DRINKING FOUNTAIN - 0 REQUIRED  
SERVICE SINK - 0 REQUIRED

**ACTUAL SANITARY FACILITIES REQUIRED - OCCUPANCY TYPE 2**

LEVEL 01 - 0 OCCUPANTS (0 MALE / 0 FEMALE)  
LEVEL 02 - 0 OCCUPANTS (0 MALE / 0 FEMALE)  
WATER CLOSETS - 0 MALE AND 0 FEMALE REQUIRED  
LAVATORIES - 0 MALE AND 0 FEMALE REQUIRED  
DRINKING FOUNTAIN - 0 REQUIRED  
SERVICE SINK - 0 REQUIRED

**DRAFT**



**NOT FOR CONSTRUCTION**

SECURE RESIDENTIAL CARE CENTER FOR CHILDREN AND YOUTH  
**MILWAUKEE COUNTY FACILITY**  
1031 W. Waterbury Place, Milwaukee, WI 53228

T 414.220.9640  
P.O. Box 51663  
Milwaukee, WI 53201

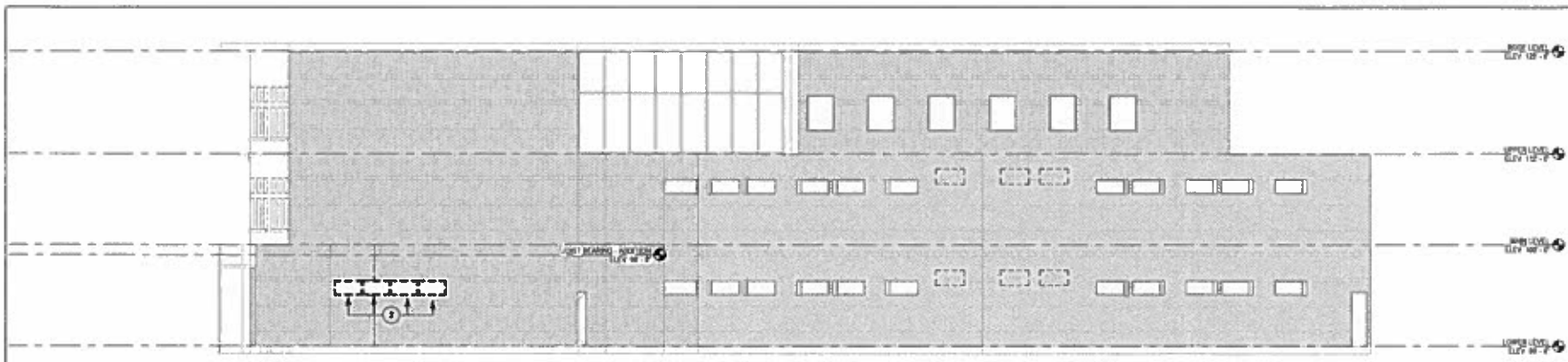


Milwaukee County Dept. of Administrative Services  
**FACILITIES MANAGEMENT DIVISION**  
Architectural, Engineering & Environmental Services  
633 WEST WISCONSIN AVENUE, SUITE 1000 MILWAUKEE, WI 53203

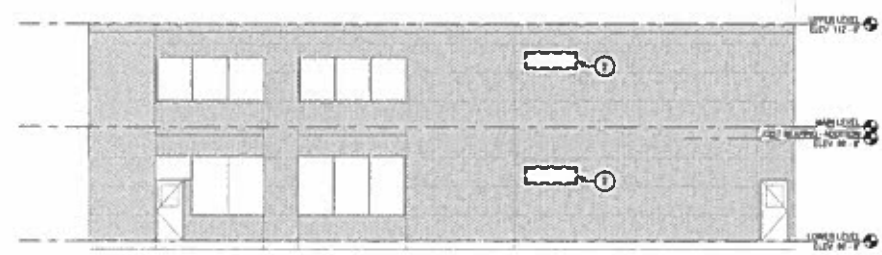
REVISIONS:

DATE  
03/11/2019  
PROJECT  
190902  
SITE NO.  
DRAWING NO.  
Approver

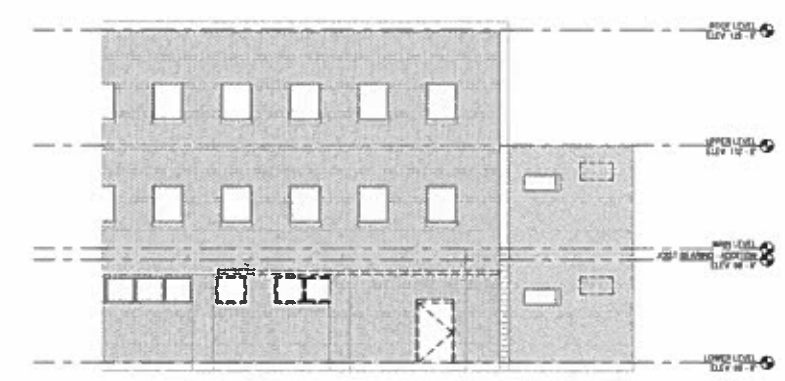
**A010**



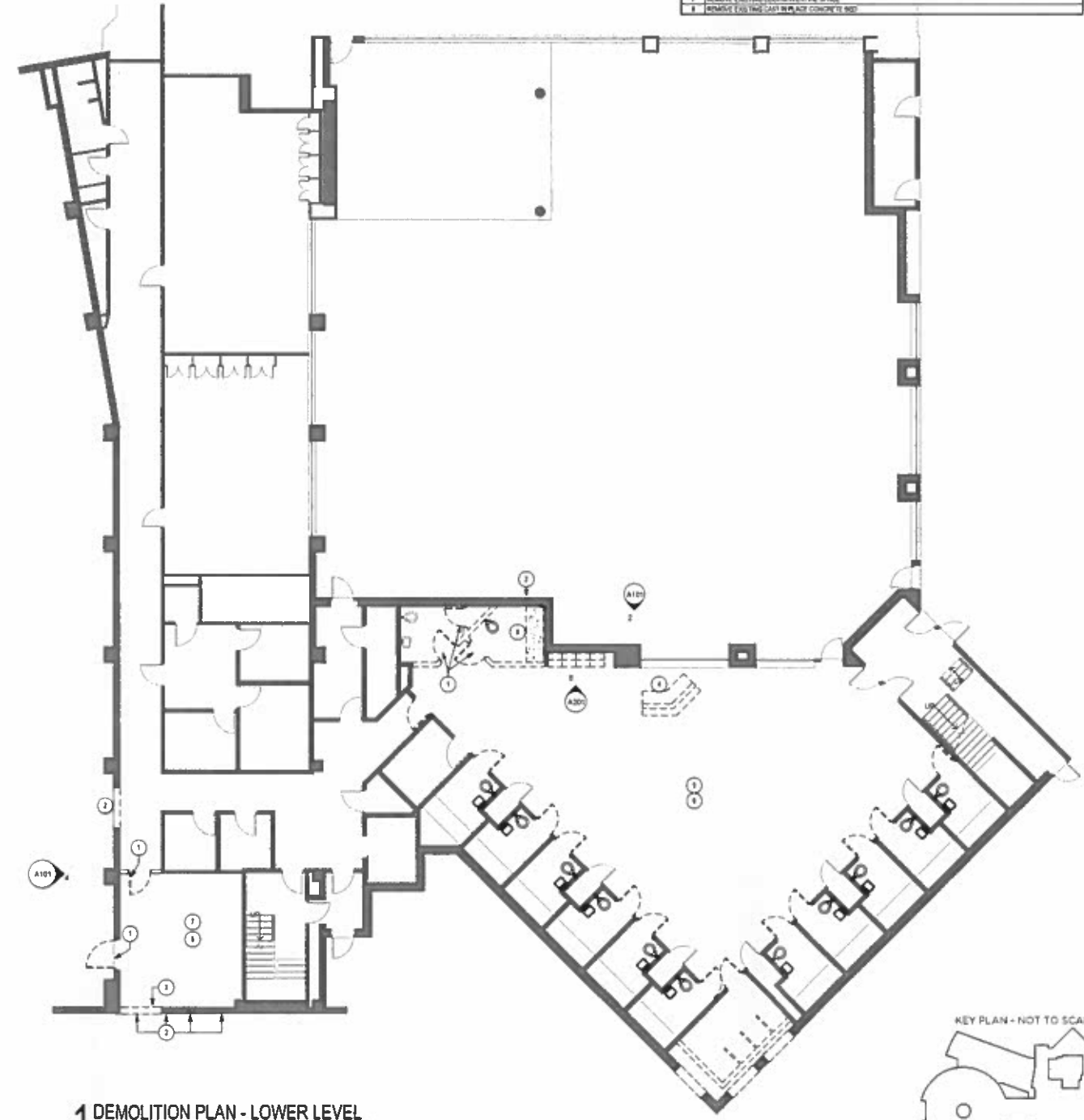
**3 SOUTH ELEVATION - DEMOLITION**



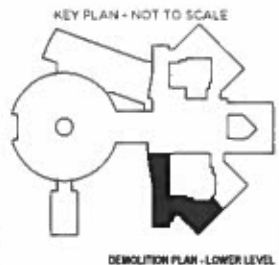
**2 COURTYARD ELEVATION DEMOLITION**



**4 WEST ELEVATION - DEMOLITION**



**1 DEMOLITION PLAN - LOWER LEVEL**



KEY PLAN - NOT TO SCALE

**GENERAL DEMOLITION NOTES TO CONTRACTOR**

- DRAWINGS WERE PREPARED BASED ON AVAILABLE EXISTING BUILDING DOCUMENTATION. PRIOR TO CONSTRUCTION CONTRACTOR SHALL FIELD VERIFY EXISTING CONDITIONS AND DIMENSIONS TO SATISFY EXECUTION OF WORK. ANY DISCREPANCIES SHALL BE REPORTED TO THE ARCHITECT IMMEDIATELY.
- EXISTING WALLS, DOORS, FRAMES, ETC. THAT ARE SCHEDULED TO BE REMOVED ARE SHOWN BY HEAVY DASHED LINE TYPES. SEE DEMOLITION KEY NOTES FOR SPECIFIC INSTRUCTIONS.
- EXISTING WALLS, DOORS, FRAMES, ETC. THAT ARE SCHEDULED TO REMAIN ARE SHOWN HALF-TONE AND ARE TO BE PROTECTED FROM DAMAGE DURING DEMOLITION AND CONSTRUCTION. ANY SUCH EXISTING CONDITIONS WHICH ARE DAMAGED OR BECOME UNUSABLE DUE TO OTHER DEMOLITION SHALL BE REPLACED AT NO COST TO THE OWNER WITH NEW CONSTRUCTION TO MATCH.
- REMOVAL OF ALL HAZARDOUS MATERIALS IS THE SOLE RESPONSIBILITY OF THE OWNER. THE EXISTING BUILDING IS ASSUMED TO NOT CONTAIN SUCH MATERIALS. SHOULD ANY MATERIAL BE FOUND OR IS SUSPECTED TO CONTAIN HAZARDOUS MATERIAL, THE CONTRACTOR SHOULD STOP WORK IMMEDIATELY AND NOTIFY OWNER AND ARCHITECT. SEE NEW DRAWINGS AND SPECIFICATIONS FOR ELECTRICAL, PLUMBING, THE PROTECTION AND MAINTENANCE. THESE SYSTEMS ARE SHOWN FOR CONSTRUCTION PURPOSES ONLY. COORDINATE ALL ITEMS TO BE SAVED AND TURN OVER TO OWNER.

**DEMOLITION PLAN LEGEND**

- EXISTING TO BE DEMOLISHED
- EXISTING TO REMAIN

**DEMOLITION PLAN KEY NOTES**

SEE PROJECT GENERAL CONDITIONS, GENERAL INFORMATION ON SHEET A801 AND SELECT THE DEMOLITION CUTTING AND FITTING SPECIFICATIONS THAT ARE USED IN ASSOCIATION WITH THESE NOTES.

DEMOLITION PLAN KEY NOTES APPLY TO ALL NEWWORK DRAWINGS AND MAY NOT BE USED ON EVERY SHEET.

- REMOVE EXISTING STAIRS AND HANDRAILS
- REMOVE EXISTING WALLS
- REMOVE EXISTING CEILING
- REMOVE EXISTING EXTERIOR WALLS
- REMOVE EXISTING EXTERIOR DOORS
- REMOVE EXISTING EXTERIOR WINDOWS
- REMOVE EXISTING EXTERIOR SILLING
- REMOVE EXISTING EXTERIOR SILLING
- REMOVE EXISTING EXTERIOR SILLING
- REMOVE EXISTING EXTERIOR SILLING

**NOT FOR CONSTRUCTION**

SECURE RESIDENTIAL CARE CENTER FOR CHILDREN AND YOUTH  
**MILWAUKEE COUNTY FACILITY**  
 1821 W. Wisconsin Park Rd., Milwaukee, WI 53228

T 414.220.9640  
 P.O. Box 530653  
 Milwaukee, WI  
 53203



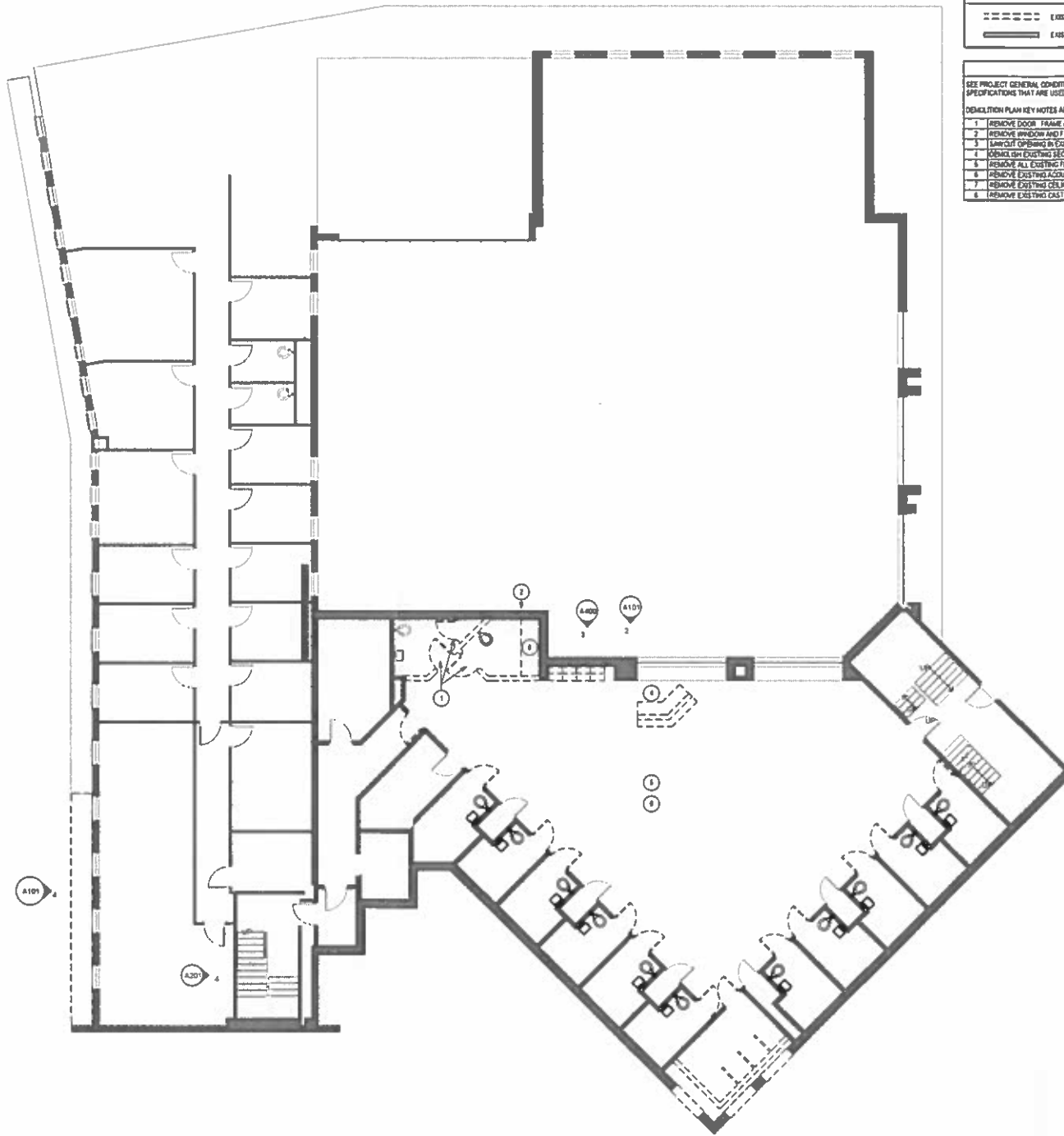
Milwaukee County Dept. of Administrative Services  
**FACILITIES MANAGEMENT DIVISION**  
 Architectural, Engineering & Environmental Services  
 633 WEST WISCONSIN AVENUE, SUITE 1000 MILWAUKEE, WI 53203

REVISIONS:

DATE  
 05/12/2015  
 PROJECT  
 180902  
 SITE NO.  
 BUILDING NO.  
 Approver

**A101**

NOT FOR CONSTRUCTION



1 DEMOLITION PLAN - MAIN LEVEL  
Scale: 1/8" = 1'-0"

**GENERAL DEMOLITION NOTES TO CONTRACTOR**

1. DRAWINGS WERE PREPARED BASED ON AVAILABLE EXISTING BUILDING DOCUMENTATION. PRIOR TO CONSTRUCTION CONTRACTOR SHALL FIELD VERIFY EXISTING CONDITIONS, AND DIMENSIONS TO SATISFY EXECUTION OF WORK. ANY DISCREPANCIES SHALL BE REPORTED TO THE ARCHITECT IMMEDIATELY.
2. EXISTING WALLS, DOORS, FRAMES, ETC. THAT ARE SCHEDULED TO BE REMOVED ARE SHOWN BY HEAVY DASHED-LINE TYPES. SEE DEMOLITION KEY NOTES FOR SPECIFIC INSTRUCTIONS.
3. EXISTING WALLS, DOORS, FRAMES, ETC. THAT ARE SCHEDULED TO REMAIN ARE SHOWN HALF-TONE AND ARE TO BE PROTECTED FROM DAMAGE DURING DEMOLITION AND CONSTRUCTION. ANY SUCH EXISTING CONDITIONS WHICH ARE DAMAGED OR BECOME UNUSABLE DUE TO OTHER DEMOLITION SHALL BE REPLACED AT NO COST TO THE OWNER WITH NEW CONSTRUCTION TO MATCH.
4. REMOVAL OF ALL HAZARDOUS MATERIALS IS THE SOLE RESPONSIBILITY OF THE OWNER. THE EXISTING BUILDING IS ASSUMED TO NOT CONTAIN SUCH MATERIALS. SHOULD ANY MATERIAL BE FOUND OR IS SUSPECTED TO CONTAIN HAZARDOUS MATERIAL, THE CONTRACTOR SHOULD STOP WORK IMMEDIATELY AND NOTIFY OWNER AND ARCHITECT. SEE MEPPY DRAWINGS AND SPECIFICATIONS FOR ELECTRICAL, PLUMBING, FIRE PROTECTION AND HVAC REMOVAL. THESE SYSTEMS ARE SHOWN FOR COORDINATION PURPOSES ONLY.
5. COORDINATE ALL ITEMS TO BE SALVAGED AND TURN OVER TO OWNER.

**DEMOLITION PLAN LEGEND**

--- EXISTING TO BE REMOVED  
- - - EXISTING TO REMAIN

**DEMOLITION PLAN KEY NOTES**

SEE PROJECT GENERAL CONDITIONS, GENERAL INFORMATION ON SHEET A01 AND SELECTIVE DEMOLITION, CUTTING AND PATCHING SPECIFICATIONS THAT ARE USED IN ASSOCIATION WITH THESE NOTES.

DEMOLITION PLAN KEY NOTES APPLY TO ALL NEW WORK DRAWINGS AND MAY NOT BE USED ON EVERY SHEET.

1	REMOVE DOOR, FRAME AND HANDBARE
2	REMOVE WINDOW AND FRAME
3	REMOVE EXISTING SECURITY CONTROL WALL
4	REMOVE EXISTING SECURITY CONTROL DESK
5	REMOVE ALL EXISTING FLOOR TRASH IN ENTIRE ROOM
6	REMOVE EXISTING ACCESSION SPRAY WALLS FROM ALL EXPOSED SURFACES
7	REMOVE EXISTING CEILING IN ENTIRE SPACE
8	REMOVE EXISTING CAST-IN-PLACE CONCRETE BED

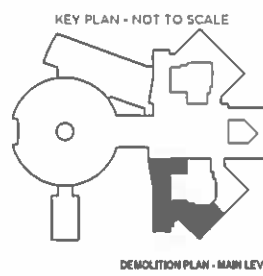
SECURE RESIDENTIAL CARE CENTER FOR CHILDREN AND YOUTH  
**MILWAUKEE COUNTY FACILITY**  
1001 W. Water Street, Milwaukee, WI 53212

T 414.220.9640  
P.O. Box 510663  
Milwaukee, WI  
53203



Milwaukee County Dept. of Administrative Services  
FACILITIES MANAGEMENT DIVISION  
Architectural, Engineering & Environmental Services  
633 WEST WISCONSIN AVENUE, SUITE 1000 MILWAUKEE, WI 53203

REVISIONS:



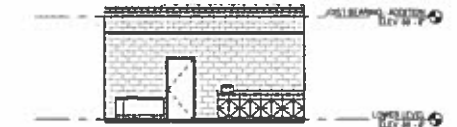
DATE  
03/11/2010  
PROJECT  
100002  
SITE NO.  
BUILDING NO.  
Approver

A102

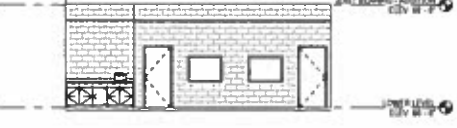


# NOT FOR CONSTRUCTION

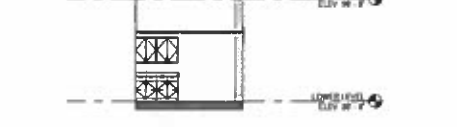
2 INTERIOR ELEVATION - CLASSROOM 006



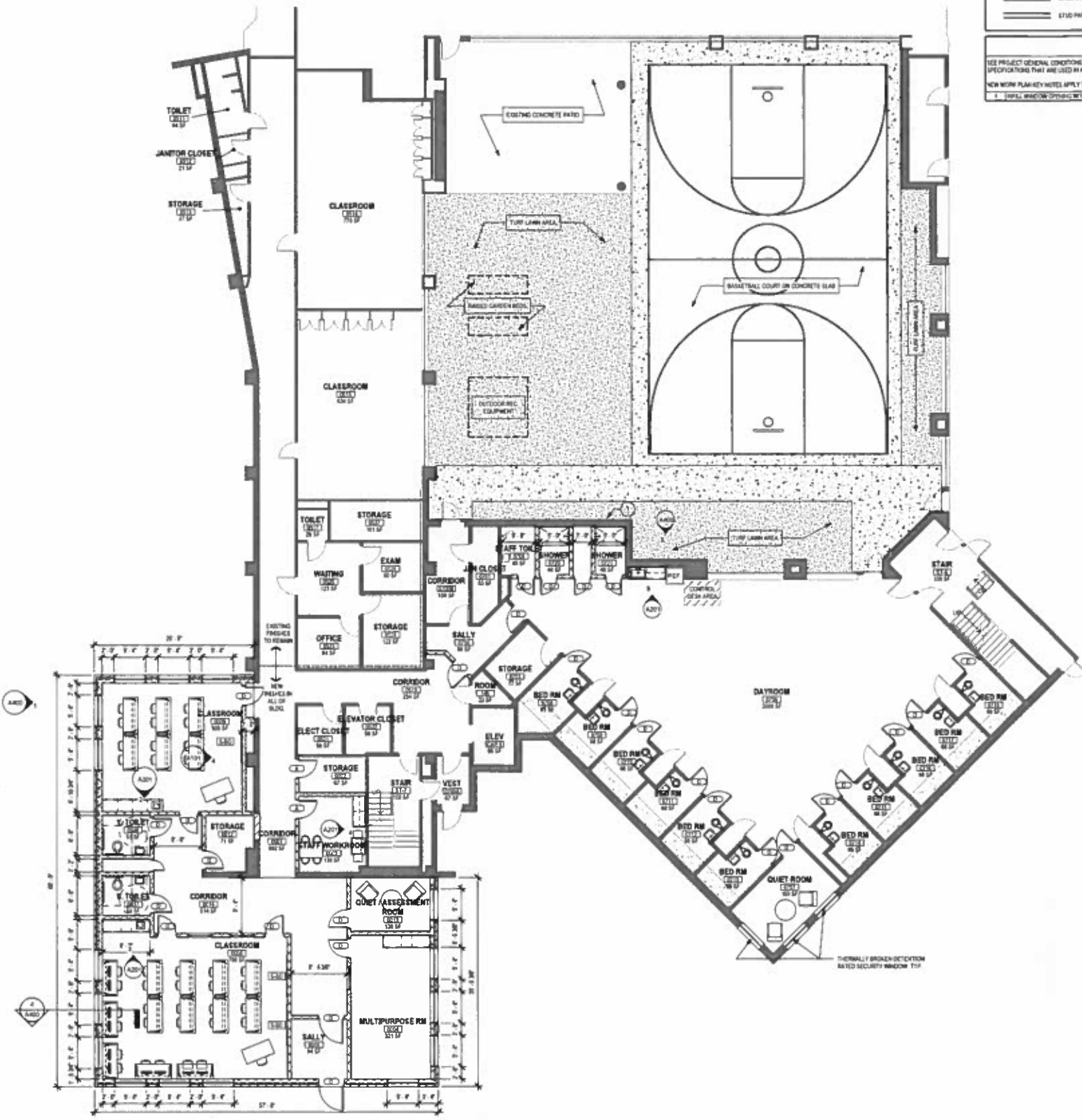
3 INTERIOR ELEVATION - CLASSROOM



4 INTERIOR ELEVATION - STAFF WORKROOM



5 INTERIOR ELEVATION - KITCHETTE



1 NEW WORK PLAN - LOWER LEVEL

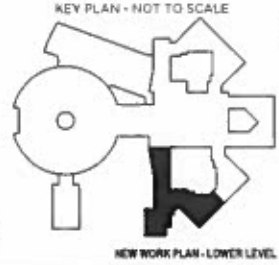
GENERAL FLOOR PLAN NOTES TO CONTRACTOR	
1	THIS DRAWING IS FURTHER SUPPORTED BY ANY DRAWING CONTAINED IN THE SPECIFICATION NUMBER.
2	THE CIVIL, STRUCTURAL, MECHANICAL, ELECTRICAL, PLUMBING, FIRE PROTECTION, ALCOHOL, AND SECURITY DRAWINGS ARE SUPPLEMENTARY TO THE ARCHITECTURAL DRAWINGS. IT SHALL BE THE RESPONSIBILITY OF THE CONTRACTOR TO CORRELATE THE INFORMATION CONTAINED IN ALL THE DRAWINGS BEFORE THE INSTALLATION OF ALL WORK.
3	DO NOT SCALE DRAWINGS. CONTRACTOR TO VERIFY ALL CONDITIONS AND DIMENSIONS AT THE JOB SITE PRIOR TO COMMENCING CONSTRUCTION.
4	FLOOR ELEVATIONS ARE TO THE TOP OF THE SUBFLOOR MATERIAL UNLESS OTHERWISE NOTED.
5	CONTRACTORS SHALL JOINTLY PROVIDE AND INSTALL ALL STIFFENERS, BRACING, BACKING PLATES, WALL BRACING AND SUPPORTING BRACKETS REQUIRED FOR THE INSTALLATION OF CASEWORK, TOILET ACCESSORIES, PARTITIONS, MILLWORK, AND ALL WORK ADJACENT OR SUSPENDED BY ALL TRADES.

NEW WORK PLAN LEGEND	
	EXISTING TO REMAIN
	MASONRY PARTITION SEE PARTITION TYPES FOR DETAILS
	STUD PARTITION SEE PARTITION TYPES FOR DETAILS

NEW WORK PLAN KEY NOTES	
SEE PROJECT GENERAL CONDITIONS, GENERAL INFORMATION ON SHEET A001 AND SELECTIVE DEMOLITION, CUTTING AND PATCHING SPECIFICATIONS THAT ARE USED IN ASSOCIATION WITH THESE NOTES.	
NEW WORK PLAN KEY NOTES APPLY TO ALL NEW WORK DRAWINGS AND MAY NOT BE USED ON EVERY SHEET.	
1. DOUBLE BRACKETS APPLY TO ALL BRACKETS ON THIS PLAN.	



KEY PLAN - NOT TO SCALE

NEW WORK PLAN - LOWER LEVEL

MILWAUKEE COUNTY  
 SECURE RESIDENTIAL CARE CENTER FOR CHILDREN AND YOUTH  
 1001 W. Water Street, Milwaukee, WI 53208

T 414.220.0640  
 P.O. Box 530653  
 Milwaukee, WI 53203



Milwaukee County Dept. of Administrative Services  
 FACILITIES MANAGEMENT DIVISION  
 Architectural, Engineering & Environmental Services  
 633 WEST WISCONSIN AVENUE, SUITE 1000 MILWAUKEE, WI 53203

REVISIONS:

DATE: 03/11/2019  
 PROJECT: 180912  
 SITE NO.:  
 BUILDING NO.:  
 Approver:

A201



REVISIONS:

DATE  
 03/11/2019  
 PROJECT  
 100802  
 SITE NO.  
 BUILDING NO.  
 Approver

**GENERAL FLOOR PLAN NOTES TO CONTRACTOR**

- THIS DRAWING IS FURTHER SUPPORTED BY INFORMATION CONTAINED IN THE SPECIFICATION MANUAL, THE CIVIL, STRUCTURAL, MECHANICAL, ELECTRICAL, PLUMBING, FIRE PROTECTION, AUDIO VISUAL, AND SECURITY DRAWINGS ARE SUPPLEMENTARY TO THE ARCHITECTURAL DRAWINGS. IT SHALL BE THE RESPONSIBILITY OF THE CONTRACTOR TO COORDINATE THE INFORMATION CONTAINED IN ALL THE DRAWINGS BEFORE THE INSTALLATION OF ALL WORK.
- DO NOT SCALE DRAWINGS. CONTRACTOR TO VERIFY ALL CONDITIONS AND DIMENSIONS AT THE JOB SITE PRIOR TO COMMENCING CONSTRUCTION.
- FLOOR ELEVATIONS ARE TO THE TOP OF THE SUB-FLOOR MATERIAL, UNLESS OTHERWISE NOTED.
- CONTRACTORS SHALL JOINTLY PROVIDE AND INSTALL ALL STIFFENERS, BRACING, BACKING PLATES, WALL BLOCKING AND SUPPORTING BRACKETS REQUIRED FOR THE INSTALLATION OF CASEWORK, TOILET ACCESSORIES, PARTITIONS, MILL WORK, AND ALL WORK INCURRED OR ELUCIDATED BY ALL TRADES.

**NEW WORK PLAN LEGEND**

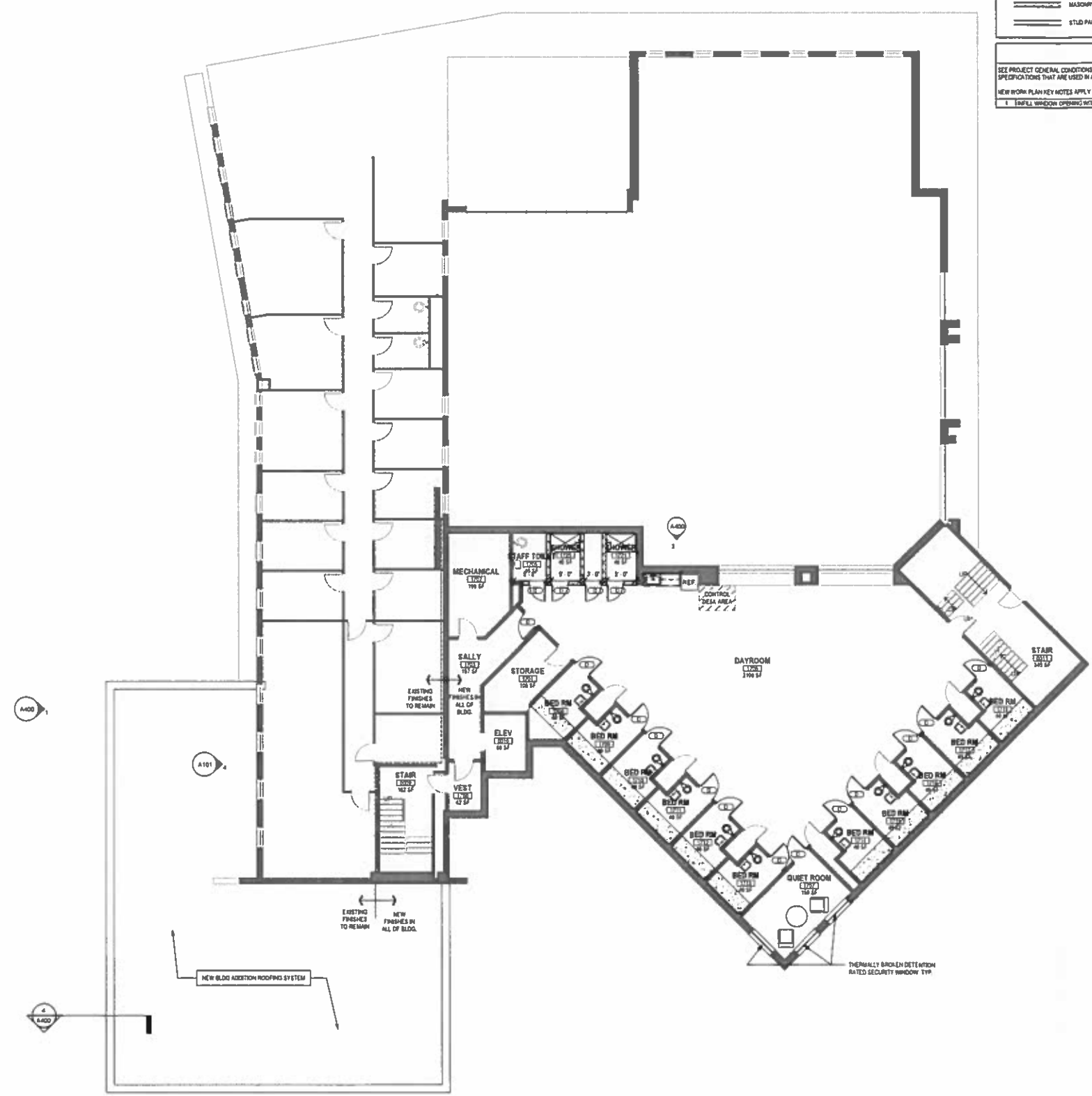
--- EXISTING TO REMAIN  
 --- MAJORITY PARTITION. SEE PARTITION TYPES FOR DETAILS  
 --- STUD PARTITION. SEE PARTITION TYPES FOR DETAILS

**NEW WORK PLAN KEY NOTES**

SEE PROJECT GENERAL CONDITIONS, GENERAL INFORMATION ON SHEET A011 AND SELECTIVE DEMOLITION, CUTTING AND PATCHING SPECIFICATIONS THAT ARE USED IN ASSOCIATION WITH THESE NOTES.

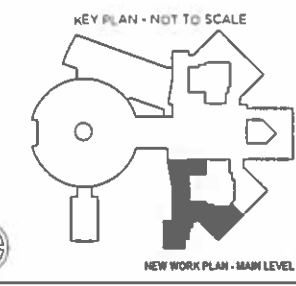
NEW WORK PLAN KEY NOTES APPLY TO ALL NEW WORK DRAWINGS AND MAY NOT BE USED ON EVERY SHEET.

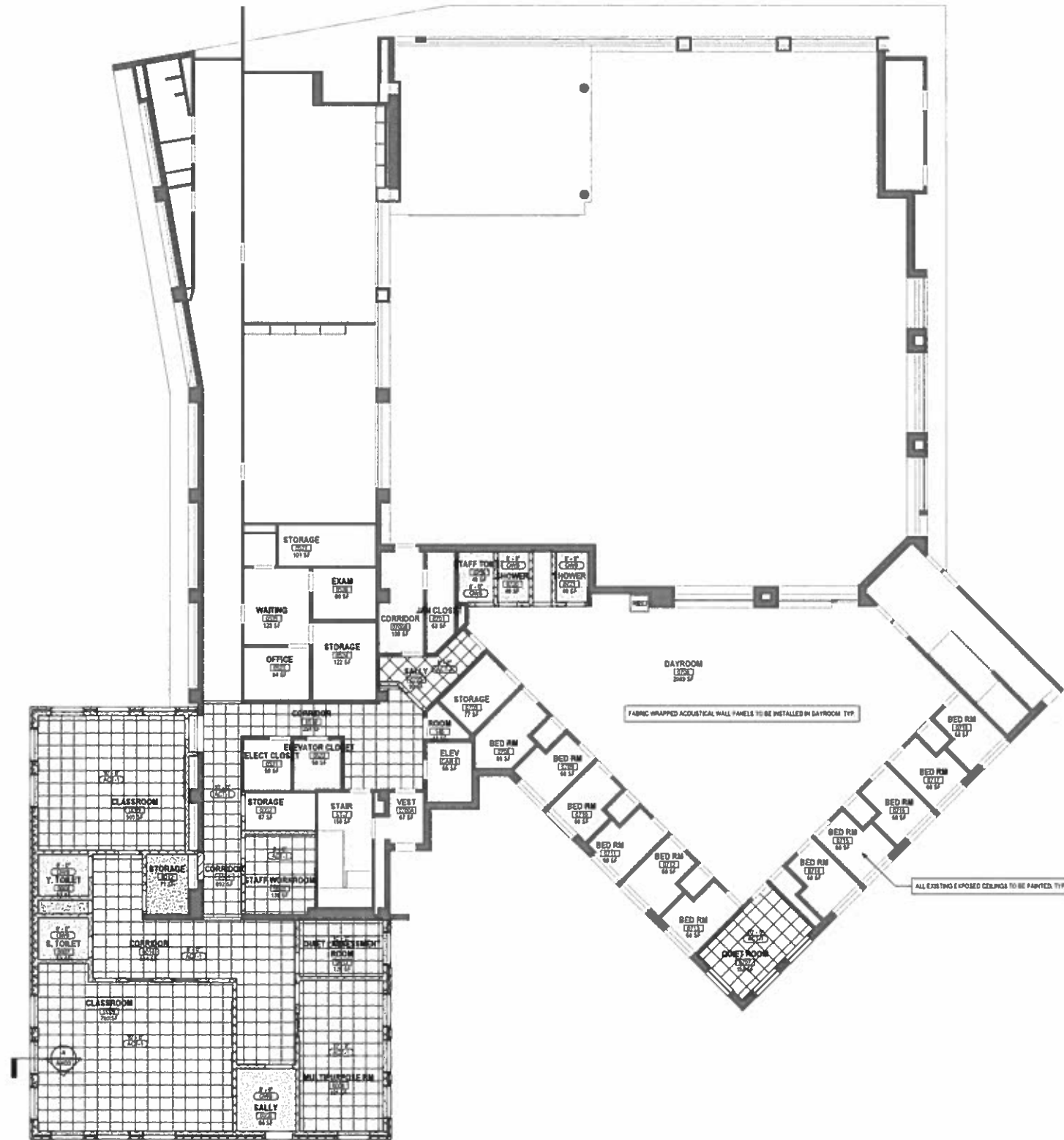
1. SAFETY WINDOW OPERATING WITH BRICK ON GRAB.



1 NEW WORK PLAN - MAIN LEVEL

NOT FOR CONSTRUCTION





**GENERAL REFLECTED CEILING PLAN NOTES TO CONTRACTOR**

- THIS PLAN SHALL BE USED TO ESTABLISH THE LOCATIONS OF THE MAJOR CEILING PENETRATIONS INCLUDING LIGHTING, HVAC, ACCESS PANEL, SPRINKLERS, SPEAKERS, ETC. SEE MEPP DRAWINGS FOR MORE SPECIFIC INFORMATION REGARDING EACH DISCIPLINE. IF CONFLICTS ARE DISCOVERED REGARDING LOCATION OF CEILING PENETRATIONS, CONTACT ARCHITECT FOR FURTHER INFORMATION.
- ALL DEVICES SHOWN IN CEILING TILE SHALL BE LOCATED IN THE CENTER OF THAT TILE UNLESS OTHERWISE NOTED.
- ALL DIMENSIONS TO CEILING FIXTURES ARE TO CENTER OF FIXTURE UNLESS NOTED OTHERWISE.

**REFLECTED CEILING PLAN KEY**

NOT ALL SYMBOLS MAY BE USED.

○ ROUND RECESSED DOWNLIGHT FIXTURE SEE ELECTRICAL DRAWINGS	⊗ EXIST SIGN
— LINEAR PENDANT LIGHT SEE ELECTRICAL DRAWINGS	⊠ SUPPLY MECH DIFFUSER SEE MECHANICAL DRAWINGS
▬ 204 LIGHT FIXTURE SEE ELECTRICAL DRAWINGS	⊞ MECH RETURN DIFFUSER SEE MECHANICAL DRAWINGS
▨ DETENTION GRADE OFF-WALL BOARD CEILING SEE ROOM FINISH SCHEDULE AND SPECIFICATIONS FOR MORE INFORMATION	⊞ MECH EXHAUST SEE MECHANICAL DRAWINGS
▩ 2X2 DETENTION GRADE CEILING TILE SEE ROOM FINISH SCHEDULE AND SPECIFICATIONS FOR MORE INFORMATION	⊞ ACCESS PANEL
□ EXPOSED CEILING SEE ROOM FINISH SCHEDULE	

**REFLECTED CEILING PLAN KEY NOTES**

SEE PROJECT GENERAL CONDITIONS, GENERAL INFORMATION ON SHEET A001 AND SELECTIVE DEMOLITION, CUTTING AND PATCHING SPECIFICATIONS THAT ARE USED IN ASSOCIATION WITH THESE NOTES.

REFLECTED CEILING PLAN KEY NOTES APPLY TO ALL NEW WORK DRAWINGS AND MAY NOT BE USED ON EVERY SHEET.

1	ROOF KEY NOTE 1
2	ROOF KEY NOTE 2

SECURE RESIDENTIAL CARE CENTER FOR CHILDREN AND YOUTH  
**MILWAUKEE COUNTY FACILITY**  
 10201 W. Wisconsin Pkwy. Milwaukee, WI 53228

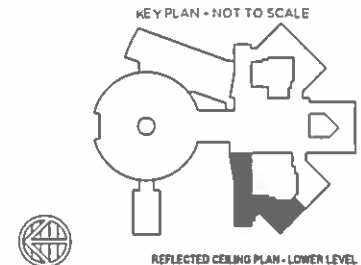
T 414.220.8640  
 P.O. Box 510663  
 Milwaukee, WI 53203



Milwaukee County Dept. of Administrative Services  
**FACILITIES MANAGEMENT DIVISION**  
 Architectural, Engineering & Environmental Services  
 633 WEST WISCONSIN AVENUE, SUITE 1000 MILWAUKEE, WI 53203

REVISIONS:

DATE  
03/11/2019  
 PROJECT  
180802  
 SITE NO.  
 BUILDING NO.  
Approver



A301



REVISIONS:

DATE  
03/12/2019  
 PROJECT  
180802  
 SITE NO.  
 BUILDING NO.  
Approver

A302

**GENERAL REFLECTED CEILING PLAN NOTES TO CONTRACTOR**

- THIS PLAN SHALL BE USED TO ESTABLISH THE LOCATIONS OF THE MAJOR CEILING PENETRATIONS INCLUDING LIGHTING, HVAC, ACCESS PANEL, SPRINKLERS, SPEAKERS, ETC. SEE MEPP DRAWINGS FOR MORE SPECIFIC INFORMATION REGARDING EACH PENETRATION. IF CONFLICTS ARE DISCOVERED REGARDING LOCATION OF CEILING PENETRATIONS, CONTACT ARCHITECT FOR FURTHER INFORMATION.
- ALL DEVICES SHOWN IN CEILING TILE SHALL BE LOCATED IN THE CENTER OF THAT TILE UNLESS OTHERWISE NOTED.
- ALL DIMENSIONS TO CEILING FIXTURES ARE TO CENTER OF FIXTURE UNLESS NOTED OTHERWISE.

**REFLECTED CEILING PLAN KEY**

NOT ALL SYMBOLS MAY BE USED.

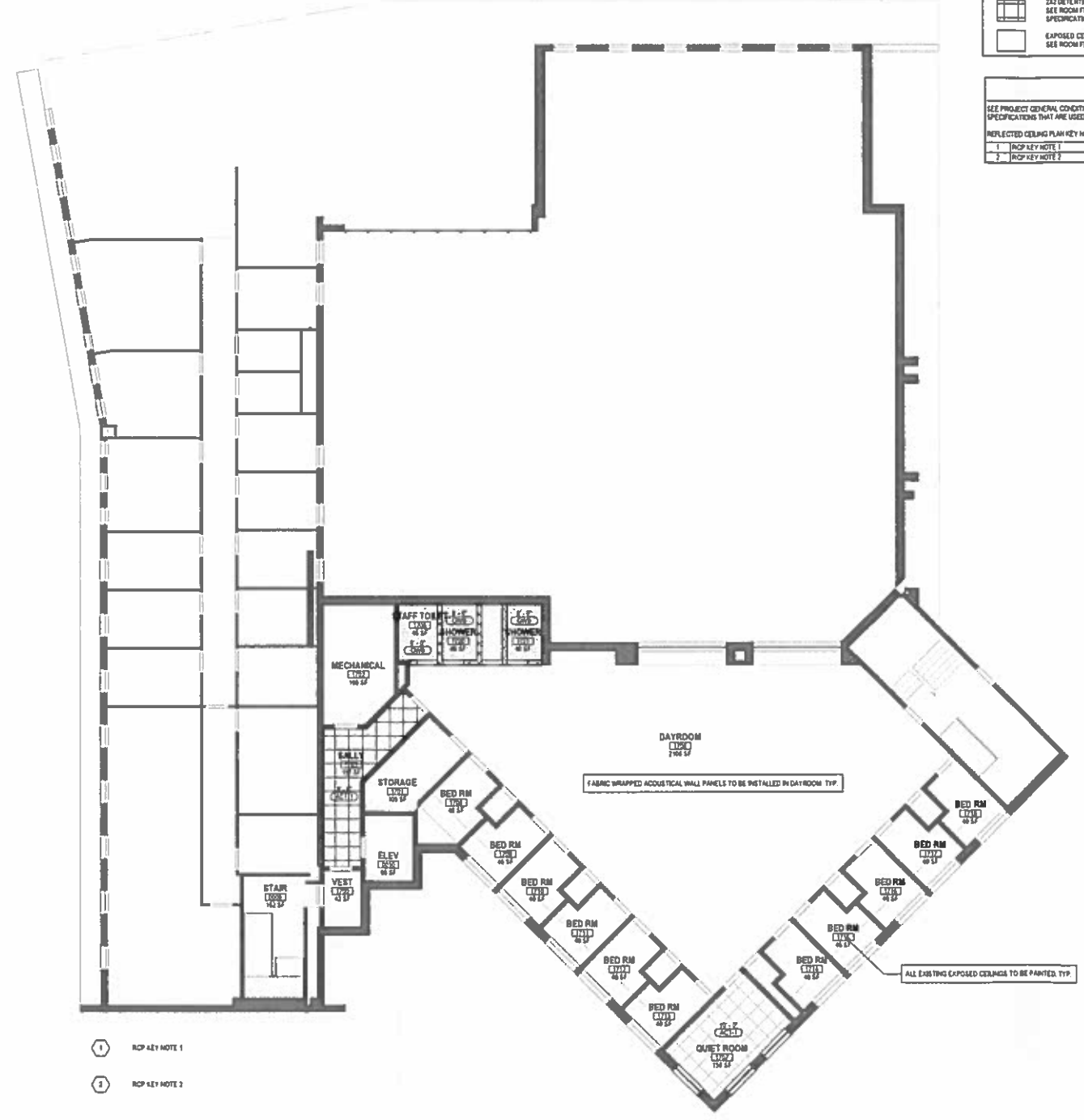
○	ROUND RECESSED DOWNLIGHT FIXTURE SEE ELECTRICAL DRAWINGS	⊗	EXIT SIGN
—	LINEAR PENDANT LIGHT SEE ELECTRICAL DRAWINGS	⊠	SUPPLY MECH DIFFUSER SEE MECHANICAL DRAWINGS
—	2x4 LIGHT FIXTURE SEE ELECTRICAL DRAWINGS	⊠	MECH. RETURN DIFFUSER SEE MECHANICAL DRAWINGS
▨	DETECTION GRADE GYP WALL BOARD CEILING SEE ROOM FINISH SCHEDULE AND SPECIFICATIONS FOR MORE INFORMATION	⊠	MECH. EXHAUST SEE MECHANICAL DRAWINGS
▨	2x2 DETECTION GRADE CEILING TILE SEE ROOM FINISH SCHEDULE AND SPECIFICATIONS FOR MORE INFORMATION	⊠	ACCESS PANEL
□	EXPOSED CEILING SEE ROOM FINISH SCHEDULE		

**REFLECTED CEILING PLAN KEY NOTES**

SEE PROJECT GENERAL CONDITIONS, GENERAL INFORMATION ON SHEET A001 AND SELECTIVE DEMOLITION CUTTING AND PATCHING SPECIFICATIONS THAT ARE USED IN ASSOCIATION WITH THESE NOTES.

REFLECTED CEILING PLAN KEY NOTES APPLY TO ALL NEW WORK DRAWINGS AND MAY NOT BE USED ON EVERY SHEET.

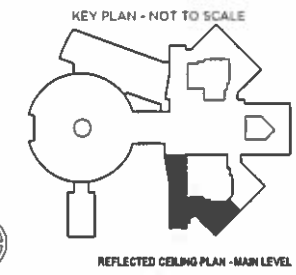
- ROP KEY NOTE 1
- ROP KEY NOTE 2



1 ROP KEY NOTE 1  
 2 ROP KEY NOTE 2

**1 REFLECTED CEILING PLAN - MAIN LEVEL**  
 Scale: 1/8" = 1'-0"

**NOT FOR CONSTRUCTION**



## Plan B Details and Cost Estimate

Modifications and additions to the current Vel R. Phillips Youth and Family Justice Center:

- Modification of the current MCAP space in Vel Phillips, remodeled and repurposed for SRCCCY use as two 8-bed pods
- Addition of two 8-bed living units, for total capacity of 32
- Addition of two classrooms, multi-purpose room, and staff support space
- Addition of medical/mental health facilities
- Addition of public entryway and visitation
- Renovation of a gymnasium and exterior courtyard for indoor and outdoor recreation spaces
- Site work to include parking lot and roadway changes, utilities relocations, additional greenspace and secure perimeter
- Relocation of an existing loading dock
- Renovation of an existing food preparation/service area
- Renovation of site security system

Co-location of facilities within Vel Phillips (facilities shared with existing detention center):

- Medical/dental/mental health
- Indoor recreation
- Outdoor recreation
- Control center
- Intake
- Staff support areas

<b>Milwaukee County SRCCCY</b>		
<b>Cost Estimate as of</b>	<b>9/9/2019</b>	
<b>PLAN B - Vel R Phillips Youth and Family Justice Center RENOVATION AND EXPANSION</b>		
<b>ITEM</b>	<b>COST</b>	<b>remarks</b>
Vel Phillips renovation	\$ 4,682,250	18729 SF
Vel Phillips expansion	\$ 8,130,150	18087 SF
site work and utilities relocation	\$ 850,000	
loading dock relocation	\$ 550,000	
sub-total	\$ 14,212,400	
construction fees and general conditions	\$ 1,421,240	10%
architectural planning & design fees	\$ 1,686,992	8% plus pre-planning costs
FF&E	\$ 852,744	6%
data/telecomm/security	\$ 1,500,000	
owner costs	\$ 213,186	1.5%
sub-total	\$ 19,886,562	
project logistics and phasing	\$ 994,328	5%
contingency	\$ 3,977,312	20%
<b>TOTAL ESTIMATED PROJECT COST</b>	<b>\$ 24,858,203</b>	



# Due-Diligence Meeting

## SRCCCY Update

September 6, 2019



# AGENDA

- announcements / Grant Committee activity (Mark & Stu)
- Vel Phillips plan development
  - site civil works (Ajay)
  - DOC 346/347 comparison (all)
  - Conceptual plan development (Corey & Brooke)
  - Existing space remodeling - scope development (Corey)
  - parking lot analysis (Bill)
- IT scope & plan (Aleta)
- high-level schedule (Mary & Stu)
- operational costs/staffing model (Kelly)
- Plan for site visit next Tuesday Sept 10
- next steps (all)
  - Sept 10 site visit
  - Sept 20 plan & scope
  - Sept 27 cost

**SUMMARY SPACE ALLOCATION (32 Male new beds)(renovate MCAP beds/4 pods of 8 beds all male)** **Date**  
**8/22/2019**  
**Milwaukee County SRCCY - Wisconsin**

<b>Comp. #</b>	<b>Facility Component</b>	<b>Total NSF Component</b>	<b>Departmental Grossing Factor</b>	<b>Total DGSF (includes Addition) (includes Existing)</b>	<b>Total Addition SF</b>
0.0	Welcome Center	370	74	444	444
1.0	Administration	2,500	250	2,750	940
2.0	Housing	8,500	2,550	11,050	5,525
3.0	Admissions/Release	0	-	-	0
4.0	Health Center	2,530	759	3,289	2,469
5.0	Behavioral Health	384	115	499	499
6.0	Food Service	1,390	139	1,529	-516
7.0	Security and Control	340	34	374	-26
8.0	Visitation	1,915	575	2,490	2,490
9.0	Education	4,730	1,419	6,149	5,119
10.0	Recreation	3,950	395	4,345	-5
11.0	Core/ Facility Maintenance	500	50	550	-451
<b>Subtotal DGSF- SRCCY Facility</b>				<b>33,469</b>	<b>16,488</b>
<b>Building Gross Square Footage (10%)</b>				<b>3,347</b>	<b>1,649</b>
<b>Conservative Total Building Gross - SRCCY Facility</b>				<b>36,816</b>	<b>18,136</b>

Abbreviation Key:

**NSF** = Net Square Feet (Basic Program Space Requirements)

**DGSF** = Department Gross Square Feet (Usable or Rentable Building Space; Internal Circulation; Grossing factors required for Program to function)

**BGSF** = Building Gross Square Feet (Total Building Space within the Building Envelope)

Milwaukee County SRCCCY - Wisconsin

Component: WELCOME CENTER (Public - Min. Security)

Component No: 0.0

Space No.	Support Area/Equip. Description	Net Area (s.f.)	Program Number of Units	Existing SF of Units	Needed Subtotal Net Area (s.f.)	Comments
0.001	Entry Vestibule/Main Entrance	60	1		60	One set of double doors; walk-off carpet
0.002	Reception Window	0	0		-	Window at Administration to Admin. Assist.
0.003	Kids Area	40	0		-	Have small area for toys within Lobby SF
0.004	Public Locker Area	60	1		60	1SF lockers, 6' high (no more than 12 max)
0.005	Queuing Area/Add'l Lobby Space					Within Visitation/Admin Area 1.0
0.006	Security Screening					Within Visitation/Admin Area 1.0
0.007	Lobby Seating Area	150	1		150	Includes vending and fixed seating, water fountain (8-12 seats)
0.008	Public Restroom (1 male/1 female)	50	2		100	May be sized up or down in final version
Building Support Subtotal					370	
20% Department Grossing Factor (DGSF)					74	
<b>REQUIRED BUILDING SUPPORT SPACE</b>					<b>444</b>	
<b>EXISTING SPACE</b>				<b>0</b>		
<b>NEW SPACE</b>					<b>444</b>	

Milwaukee County SRCCCY - Wisconsin

Component: ADMINISTRATION (Med. Secure)

Component No: 1.0

Space No.	Support Area/Equip. Description	Net Area (s.f.)	Program Number of Units	Existing SF of Units	Needed Subtotal Net Area (s.f.)	Comments
1.001	Queuing Area/Add'l Lobby space	200	1		200	Room for individual search, for 1 adult + 2 children; curtain for pat search if needed
1.002	Separate Staff Secure Vestibule	80	1	100	80	One door
1.003	Security Screening	0	1		-	In 1.001: with magnetometer, package scan
1.004	Facility Superintendent Office (Kevin)	240	1	240	240	1 Desk area, seating for 4-6 around table; locked secured records stored here (2) 4-drawer lateral file cabinets, smart board
1.005	Deputy Superintendent Office (Lathel)	240	1	120	240	Private Office for 1, seating for 3-4 around table, smart board
1.006	Admin. Ass't (Reception) (Justine)	120	1	150	120	Office with Reception window for Lobby
1.007	Supervisor Office (locate by Housing)(Staff toilet room adjacent)	250	1		250	Shared by 2 Supervisors per shift; Private Office, 60" TV, monitors video, 4'x3' wall mounted key box, (2) 4 drawer lateral file cabinets, printer/copier, lockers
1.008	Enclosed Workstation - Social Worker	60	2		120	3 Cubicle for 3 social workers
1.009	Conference Room	20	20 ppl		400	Sized for use; inside security, 20 seats; split by 1/3 & 2/3rds, smart board
1.010	Work / Copy Room	200	1	200	200	Photocopier, supply cabinets along corridor
1.011	Break Room	20	15 ppl	400	300	Refrigerator, sink w/garbage disposal, (15 staff) tables/chairs; 4 computers for reporting, 60" TV, Staff mailboxes (XX slots), timeclock
1.012	Staff Decompressions Room (next to housing pod)	100	1		100	Area for staff to decompress, meditate, soft furnishings, music speakers, Wifi, TV, plug in water fountain
1.013	Storage Room / Secure Equipment Storage	120	0	100	-	Lockable Storage within Storage Room
1.014	Shower/Toilet Rooms off of open Locker Area (unisex) - Change in indiv. restrooms/shower rooms	250	1	500	250	(2) 30SF ADA shower w/bench; (2) toilets/lavs - May be sized up or down in final version depending on # of staff per shift; 20-25 lockable half-lockers (removable key) (Shower req'd for Snowed-In condition); Staff Entry Adjacent

Administration Space Subtotal	2,500
10% Department Grossing Factor (DGSF)	250
<b>TOTAL ADMINISTRATION SPACE</b>	<b>2,750</b>
<b>EXISTING SPACE</b>	<b>1810</b>
<b>NEW SPACE</b>	<b>940</b>

Milwaukee County SRCCCY - Wisconsin

Component: HOUSING FOR 32 MALE YOUTH - 8 beds/ 4 Housing Pods; All Male

Component No: 2.0 Range of tiered security

Space No.	Support Area/Equip. Description	Net Area (s.f.)	Program Number of Units	Existing SF of Units	Needed Subtotal Net Area (s.f.)	Comments
2.001	Bedroom	70	28	2088	1,960	(Provide 1 ADA Sleeping Room per Pod - See 2.002); Wet Room w/Tit.&Lav, Desk, Stool, Bed, Shelf w/hook; no storage bin.; provide reading/night light; 1 housing pod will allow dogs to stay in approved youth's bedroom for training and care - see 2.015, 2.016, 2.017
2.002	Bedroom (ADA Compliant)	75	4	136	300	Wet Room w/Tit.&Lav.
2.003	Shower Room/Toilet Area	60	8	300	480	Off Dayroom; ADA, provide bench
2.004	Dayroom (Living)	750	4	2089	3,000	For 8 juveniles a minimum of 750 SF recommended as best practice for personal space and activities; included TV and kitchenette area; chairs, table, desk
2.005	Group Activity/Multipurpose Room	300	1	200	300	300 SF Min per DOC 347
2.006	Video Visiting/Phone		4			recommend minimum 1 per dayroom area; privacy from Dayroom
2.007	Youth Calm/Sensory Room	120	4	320	480	calming, comfortable environment to help youth calm down in a healthy way; recommend 1 per housing area
2.008	Clean Utility Room	65	4		260	recommend minimum 1 per housing area
2.009	Local Control	40	4	80	160	recommend minimum 1 per housing area
2.010	Counselor Office/Conf. Room.	100	4	200	400	Fixed? chairs, table, desk; shared between 2 housing areas
2.011	Case Management Office/Mtg Room	100	4	200	400	Fixed? chairs, table, desk; shared between 2 housing areas
2.012	Secure Adjacent Outdoor Recreation / Patio	750	4			Exterior; recommend minimum 1 per housing area; must include greenspace, cannot be entirely concrete; consider patio area
2.013	Janitor Closet	40	4	120	160	Shared between 2 housing areas; Floor drain, mop faucet, shelving and wall sink
2.014	Staff Restroom (Unisex)	50	4		200	recommend minimum 1 per housing area
2.015	Storage Area	100	4		400	recommend minimum 1 per housing area
<b>Requires Insurance:</b>						
2.016	Dog Training Program Vet/Exam Room	100	1		100	only 1 housing area has room for dog assessment/medical
2.017	Dog Training Program Storage	100	1		100	only 1 housing area has storage for dog food, tools, toys, etc.
2.018	Dog Training Program Dedicated Fenced Green Space	750	1			greenspace for dog training, dog park; Dog Waste Station

Housing Unit Space Subtotal ..... 8,500 includes Dog Spaces

30% Department Grossing Factor (DGSF) ..... 2,550

**TOTAL HOUSING SPACE 11,050**

**EXISTING SPACE 5733**

**NEW SPACE 5,525**

Note: Swing Doors are recommended; doors shall be electronically controlled with key access.

Milwaukee County SRCCCY - Wisconsin

Component: ADMISSIONS/RELEASE (Secure) CO-LOCATION

Component No: 3.0

Space No.	Support Area/Equip. Description	Net Area (s.f.)	Program Number of Units	Existing SF of Units	Needed Subtotal Net Area (s.f.)	Comments
3.001	Bathroom/Search Room (ADA Compliant)	120	0	120	-	ADA-compliant shower with vestibule area; toilet and lav
3.002	Open Seating Area (4 existing cells)	100	0	280	-	no benches; 2 separate ones for male and female; This acts as the holding area in a more normative way.
3.003	Admissions/Release Office & Room	180	0	240	-	Office with separate adj. meeting space
3.004	Youth Property Storage Room	160	0	500	-	5 sf x 32 youth
3.005	Janitor Closet	40	0	60	-	Floor drain, mop faucet, shelving and wall sink
3.006	Secure Vestibule					Within Visitation/Admin Area 1.0
3.007	Pedestrian Sally Port	80	0	100	0	Between vehicular sallyport and intake area
3.008	Covered Vehicle Sally Port	900	0	N/A	0	Interior space sized for ambulance or canopy outside; with (2) gun/taser storage lockers

Admissions/Release Space Subtotal	-
0% Department Crossing Factor (DGSF)	0
<b>TOTAL ADMISSIONS/RELEASE SPACE</b>	<b>0</b>
<b>EXISTING SPACE</b>	<b>1300</b>
<b>NEW SPACE</b>	<b>-1,300</b>

Milwaukee County SRCCY - Wisconsin

Component: HEALTH CENTER (Secure) CO-LOCATION

Component No: 4.0

Space No.	Support Area/Equip. Description	Net Area (s.f.)	Program Number of Units	Existing SF of Units	Needed Subtotal Net Area (s.f.)	Comments
<b>Clinical Spaces - 4.100 Series</b>						
4.101	Exam Room	120	4	160	480	Room with exam table (with stirrups), cabinets, sink; X-ray, LABs; wound care; EKGs, doctor exam; desk and computer station
4.102	Youth Restroom - (Unisex)	65	1	25	65	Connected to Nurse Exam Room; ADA Compliant Restroom; Must include non-slip Tub Shower Combo
4.103	Nurse Office	110	1	120	110	include first aid; Eye wash, shower, wall supply cabinet
4.104	Nursing Supervisor Office	120	1		120	
4.105	Supply Storage Room	100	1	100	100	
4.106	Medical Records Room	100	1		100	
4.107	Medical BioHazard Waste Storage	25	1		25	5' x 5' space
4.108	Medical Supplies/Storeroom	100	1		100	
4.109	Secure Medication Room	100	1	25	100	
4.110	Dental Exam / Suite	150	1	120	150	One chair with divider, counter, x-ray - multiple functional space, sink; supply storage, medical waste, sterilization of equipment
4.111	Staff Restroom (Unisex)	50	1		50	
4.112	Physician Office (4 staff)	250	1	150	250	Review Comment: depends some on final decisions on how mental health services are provided, but might be small for physician and psychiatrist to share - even assuming psychiatrist might not be full time.
4.113	Psychiatrist Office	150	1		150	Review Comment: depends some on final decisions on how mental health services are provided, but might be small for physician and psychiatrist to share - even assuming psychiatrist might not be full time.
4.114	Equipment Storage	150	1		150	Storage Room for wheelchairs, crutches, IV carts; cleant medical supplies; office supplies; biohazardous waste
4.115	Janitor Closet	50	1		50	Floor drain, mop faucet, shelving and wall sink
4.116	Waiting	120	1	120	120	
<b>Infirmiry Spaces - 4.200 Series</b>						
4.201	Infirmiry & Negative Pressure Isolation Bedroom (ADA)	145	2		290	Neg. Pressure; NCCHC reqs call light system or located within sight and sound of nurse at all times; sink; electrical outlet in at least one of the infirmiry rooms which can be turned off by custody, but can be used in the case of a patient needing continuous oxygen or a CPAP machine.
4.202	Ante Room (with sink)	40	1		40	
4.203	Clean Utility Room	40	1		40	Cart Storage?
4.204	Soiled Utility Room	40	1		40	Cart Storage?

Support/Shared Space Subtotal 2,530

30% Department Grossing Factor (DGSF) 759

**TOTAL SUPPORT SPACE 3,289**

**EXISTING SPACE 820**

**NEW SPACE 2,469**



Milwaukee County SRCCCY - Wisconsin

Component: BEHAVIORAL HEALTH (Secure) - Adjacent to Health Center & Intake CO-LOCATION?

Component No: 5.0

Space No.	Support Area/Equip. Description	Net Area (s.f.)	Program Number of Units	Existing SF of Units	Needed Subtotal Net Area (s.f.)	Comments
5.001	Psychologist Office	126	1		126	Private Office, Near Medical
5.002	Clinician Office	108	1		108	Private Office, Near Medical
5.003	Small Meeting/Counseling/Assessment Room	150	1		150	Table and chairs; resembling Calm Room; soft furnishings

Support/Shared Space Subtotal	384
30% Department Grossing Factor (DGSF)	115
<b>TOTAL BEHAVIORAL HEALTH SPACE</b>	<b>499</b>
EXISTING SPACE	0
NEW SPACE	499

Milwaukee County SRCCCY - Wisconsin

Component: FOOD SERVICE (Secure) CO-LOCATION?

Component No: 6.0

Space No.	Support Area/Equip. Description	Net Area (s.f.)	Program Number of Units	Existing SF of Units	Needed Subtotal Net Area (s.f.)	Comments
6.001	Food Service Prep Area	600	1	1200	600	One Food Prep Area
6.002	Classroom space for 12 youth	300	0		-	In VISITATION: vocational training
6.003	Warming Kitchen/ Serving Line	50	1		50	Serving Line 5' w. x 10' long
6.004	Beverage Station	40	1		40	Central Multi-Purpose Area; Secured tables/chairs; Male and Female Dining separated by scheduled times
6.005	Trash/Tray Return	40	1		40	Slide-through to kitchen
6.006	Receiving	100	1	100	100	Near Loading Dock / Secure Receiving
6.007	Dry Storage Room	100	1	80	100	Near Loading Dock / Secure Receiving
6.008	Refrigerated Storage	150	1	245	150	Near Loading Dock / Secure Receiving
6.009	Freezer Storage	100	1	60	100	Near Loading Dock / Secure Receiving
6.010	Dish/Pot Wash Station	150	1	170	150	
6.011	Trashcan Store/Wash	60	1	100	60	
6.012	Staff Toilet (Unisex)	50	0	50	-	
6.013	Janitor Closet	40	0	40	-	Floor drain, mop faucet, shelving and wall sink
6.014	Dining Room (100%)	450	0	0	-	In VISITATION (dual use): 25 - 30 youth/staff depending on furniture; male and female together or scheduled at different times

Support/Shared Space Subtotal 1,390

10% Department Grossing Factor (DGFS) 139

**TOTAL SUPPORT SPACE 1,529**

**EXISTING SPACE 2045**

**NEW SPACE -516**

Milwaukee County SRCCCY - Wisconsin

Component: SECURITY & CONTROL (Secure)

Component No: 7.0

Space No.	Support Area/Equip. Description	Net Area (s.f.)	Program Number of Units	Existing SF of Units	Needed Subtotal Net Area (s.f.)	Comments
7.001	Master Control Room	300	1	400	300	Include 50 SF Toilet Room
7.002	Staff Training & Conference Room	500	0		-	Use CONF. RM in ADMIN 3.0: Classroom setup; space for 25 (20 SF)
7.003	Security Electronic Closet	40	1		40	
7.004	Open Touch Down Workstation	60	0		-	IN ADMIN. 3.0
7.005	Secure Perimeter	linear foot	1		-	If security fence is required do not use barbed wire. Source something similar to this that has climbing protection/restrictions. Will be dependent upon site and site lighting.

Support/Shared Space Subtotal	340
31% Department Grossing Factor (DGSF)	34
<b>TOTAL SUPPORT SPACE</b>	<b>374</b>
<b>EXISTING SPACE</b>	<b>400</b>
<b>NEW SPACE</b>	<b>-26</b>

Milwaukee County SRCCCY - Wisconsin

Component: VISITATION (Public Access - Medium Security)

Component No: 8.0

Space No.	Support Area/Equip. Description	Net Area (s.f.)	Program Number of Units	Existing SF of Units	Needed Subtotal Net Area (s.f.)	Comments
	Security Screening					Within Visitation/Admin Area 1.0
8.001	Large Family Conference Room	250	2		500	8-10 people; include kitchenette for family meals
8.002	Small Family Conference Room	200	2		400	4-6 people
8.003	Small Meeting Room	100	2		200	2-3 people
8.004	Public Visitation /Multi-purpose Room	700	1		700	
8.005	Youth Restroom (1 M)	65	1		65	
8.006	Public/Staff Restroom (1 M / F)	50	1		50	Check # req'd against plumbing code
Support/Shared Space Subtotal					1,915	
30% Department Grossing Factor (DGSF)					575	
<b>TOTAL SUPPORT SPACE</b>					<b>2,490</b>	
<b>EXISTING SPACE</b>				<b>0</b>		
<b>NEW SPACE</b>					<b>2,490</b>	

Milwaukee County SRCCCY - Wisconsin

Component: EDUCATION (Secure) Possible CO-LOCATION

Component No: 9.0

Space No.	Support Area/Equip. Description	Net Area (s.f.)	Program Number of Units	Existing SF of Units	Needed Subtotal Net Area (s.f.)	Comments
9.001	Classroom (50 NASF per Youth)	800	2		1,600	Room for 12 youth ea., technologically equipped; 1 educator, 1 staff member; includes Art classroom; lockable storage cabinets
9.002	Science/STEM Classroom (50 NASF per Youth)	800	1		800	Room for 12 youth ea., technologically equipped; 1 educator, 1 staff member; sinks, lab casework/finishes; lockable storage cabinets
9.003	Pre-Vocational Training Room	400	1		400	10 seat min; seated classroom section; computers, sinks, EWC, mop sink, vocational office within, lockable/caged storage, vent hood; secure garbage area
9.004	Media Center / Conference Room	600	1		600	Half-height Stacks for visible book storage, incl. law library station; computers; reception desk
9.005	Special Education Testing Room	100	1	100	100	computer and table/chair
9.006	Assessment Office	100	1		100	computer and table/chair
9.007	Youth Calm/Sensory Room	120	1		120	soft finishes
9.008	Staff Calm/Sensory Room	120	0		-	SF in Program Administration 1.0
9.008	Youth Restroom (1 M)	65	0	80	-	ADA Compliant
9.009	Teacher / Staff Work Room	300	1	140	300	Copier, large storage, bulk supply storage
9.010	General Storage Room	100	1	100	100	Racks; Treatment and educational materials, books
9.011	Principal Office (2 co-principals shared)	250	1	250	250	Private Office
9.012	School Psychologist/Guidance Office	120	1	120	120	Private Office
9.013	School Social Worker Office	120	1	120	120	Private Office
9.014	Administrative Support Office	120	1	120	120	Private or open office

Support/Shared Space Subtotal 4,730

30% Department Grossing Factor (DGSF) 1,419

**TOTAL SUPPORT SPACE 6,149**

**EXISTING SPACE**

**1030**

**NEW SPACE**

**5,119**

Milwaukee County SRCCCY - Wisconsin

Component: RECREATION (Secure) CO-LOCATION

Component No: 10.0

Space No.	Support Area/Equip. Description	Net Area (s.f.)	Program Number of Units	Existing SF of Units	Needed Subtotal Net Area (s.f.)	Comments
10.001	Barber Shop/Salon	200	1		200	One chairs, wet sink
10.002	Walk-In Store	200	1		200	OFF OF DINING; youth have the ability to shop and work at
10.003	Gymnasium	3,000	1	4000	3,000	also acts as Multipurpose Room
10.004	Platform (Adj. to Gym)	500	0		-	ADA access
10.005	Recreation Equipment Storage Room	100	1	250	100	
10.006	Fitness Room	400	1		400	
10.007	Indoor Multipurpose Storage Room	50	1	100	50	
10.008	Staff Restroom (Unisex)	50	0		-	ADA Compliant
10.009	Common Outdoor Rec Area (passive)	1,000			-	exterior
10.010	Greenspace	2,000			-	exterior
10.011	Exterior Basketball Court	4,500			-	exterior; 84x50 + circulation
10.012	Gardens	1,000			-	exterior; include place for compost
10.013	Greenhouse	500	1		-	raised beds
Support/Shared Space Subtotal					3,950	
10% Department Grossing Factor (DGSF)					395	
<b>TOTAL SUPPORT SPACE</b>					<b>4,345</b>	
<b>EXISTING SPACE</b>				<b>4350</b>		
<b>NEW SPACE</b>					<b>-5</b>	

Milwaukee County SRCCCY - Wisconsin

Component: CORE/MAINTENANCE (Secure)

Component No: 11.0

Space No.	Support Area/Equip. Description	Net Area (s.f.)	Program Number of Units	Existing SF of Units	Needed Subtotal Net Area (s.f.)	Comments
11.001	Loading Dock	120	0		-	One bay (panel truck); raised dock for State Body or Box Trucks
11.002	Staging Area	150	0		-	Open area for unloaded materials
11.003	First Aid Station	10	0		-	Eye wash, shower, wall supply cabinet
11.004	Building Workshop & Storage	200	0		-	Workbench; Storage of furnishings, surplus or bulky materials; workstation
11.005	Purchasing Office/Inventory Workstation	60	0		-	Workstation with computer
11.006	Dumpster Area	300	0		-	Near loading dock (exterior space)
11.007	Recycling Area	150	0		-	Near loading dock, glass, paper, plastic
11.008	Chemical Bulk Storage	0	0		-	Bulk chemical Storage in Janitor Closets
11.009	Mechanical Room	250	0	500	-	may be sized up or down based based on design; locate on exterior walls - will be located on roofs
11.010	Fire Pump Room	150	1		150	may be sized up or down based based on design; locate on exterior walls
11.011	Electrical Room	120	1	200	120	may be sized up or down based based on design; locate on exterior walls
11.012	Security Electronics	120	1	150	120	may be sized up or down based based on design; locate on exterior walls; minimum 10'x12' dimensions; Central Interior location
11.013	Data Room	110	1	150	110	Minimum Closet size 10'x11' not more than 300' apart on exterior wall; Area closet serves is no more than 150 SF; dedicated space - not shared with electrical/bldg systems, no columns, no plumbing; conditioned space
11.014	On-Site Generator	120	1	1	-	Sized for entire building. In Utility Yard, diesel; outside building
11.015	Lawn Care by Vendor	0	0		-	

Support/Shared Space Subtotal 500

10% Department Grossing Factor (DGSF) 50

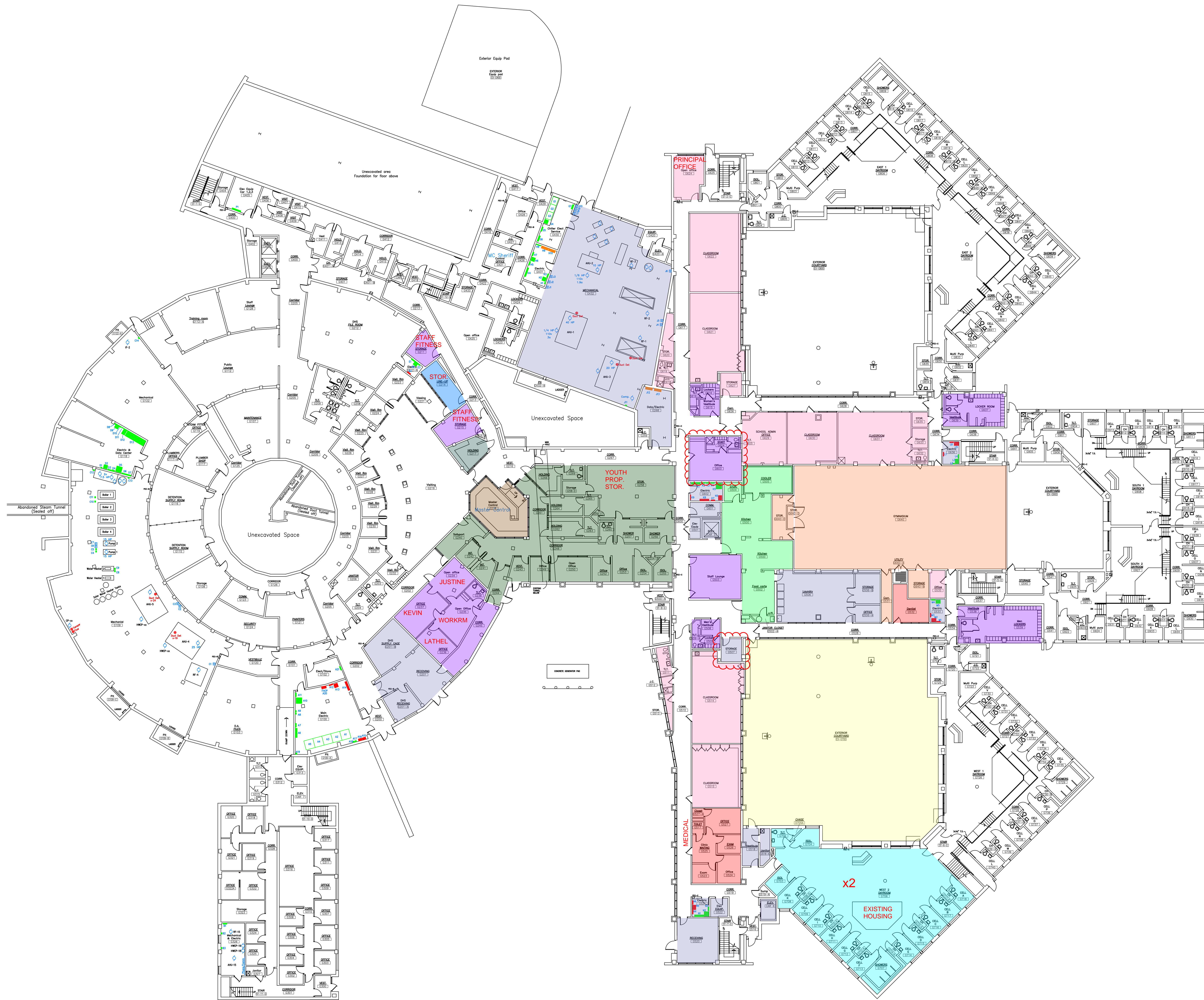
**TOTAL SUPPORT SPACE 550**

**EXISTING SPACE 1001**

**NEW SPACE -451**

If SRCCCY is at Vel Phillips, items in green not needed



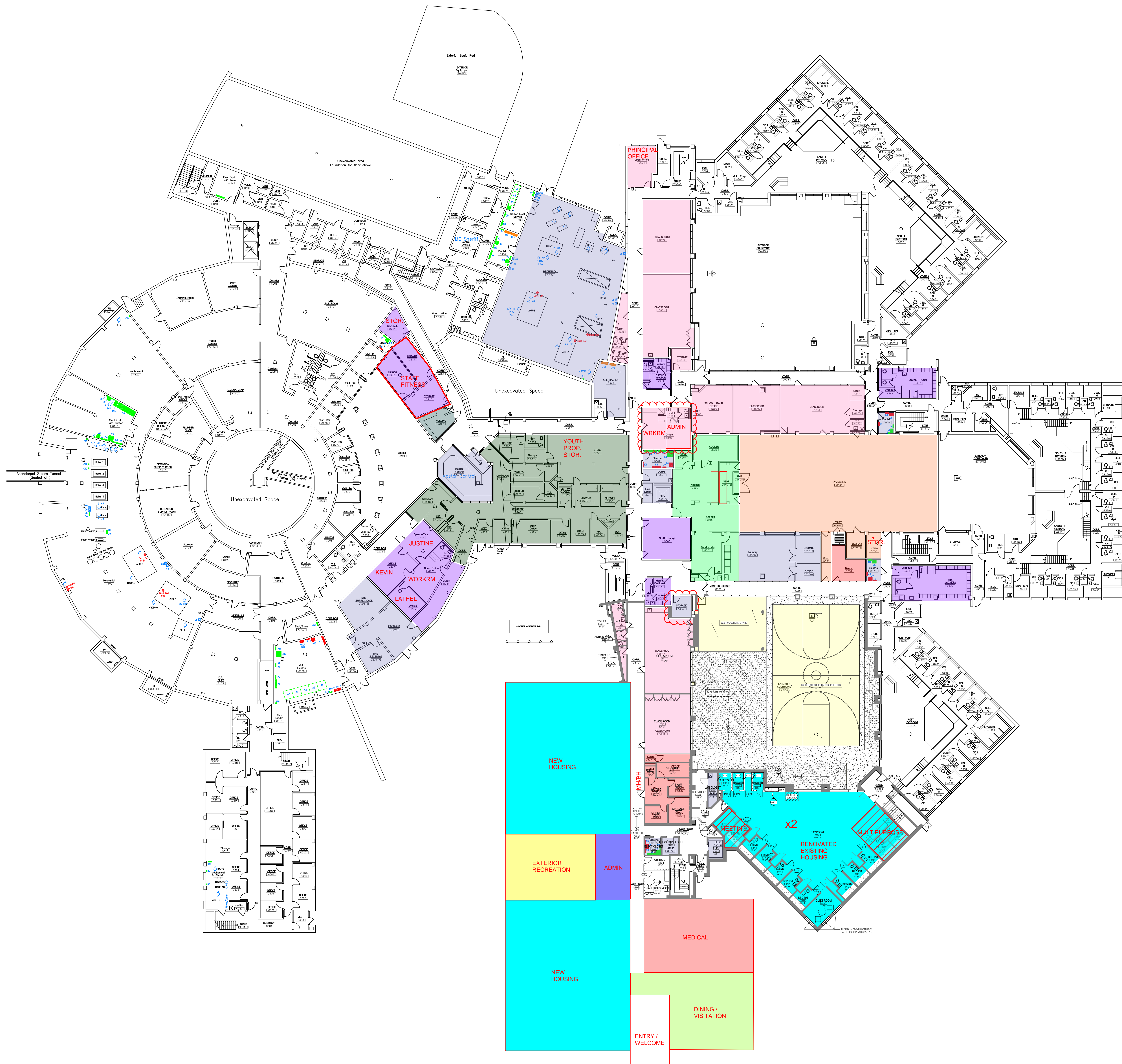


- STAFF AREAS
- EDUCATION
- EXTERIOR RECREATION
- MEDICAL / DENTAL
- INTAKE / RELEASE
- FOOD SERVICE
- SUPPORT (RECEIVING, ELEC, MECH, ELEV, JAN CLT)
- INTERIOR RECREATION (GYM)
- SECURITY

# EXISTING PROGRAMMED SPACES - 08.22.2019





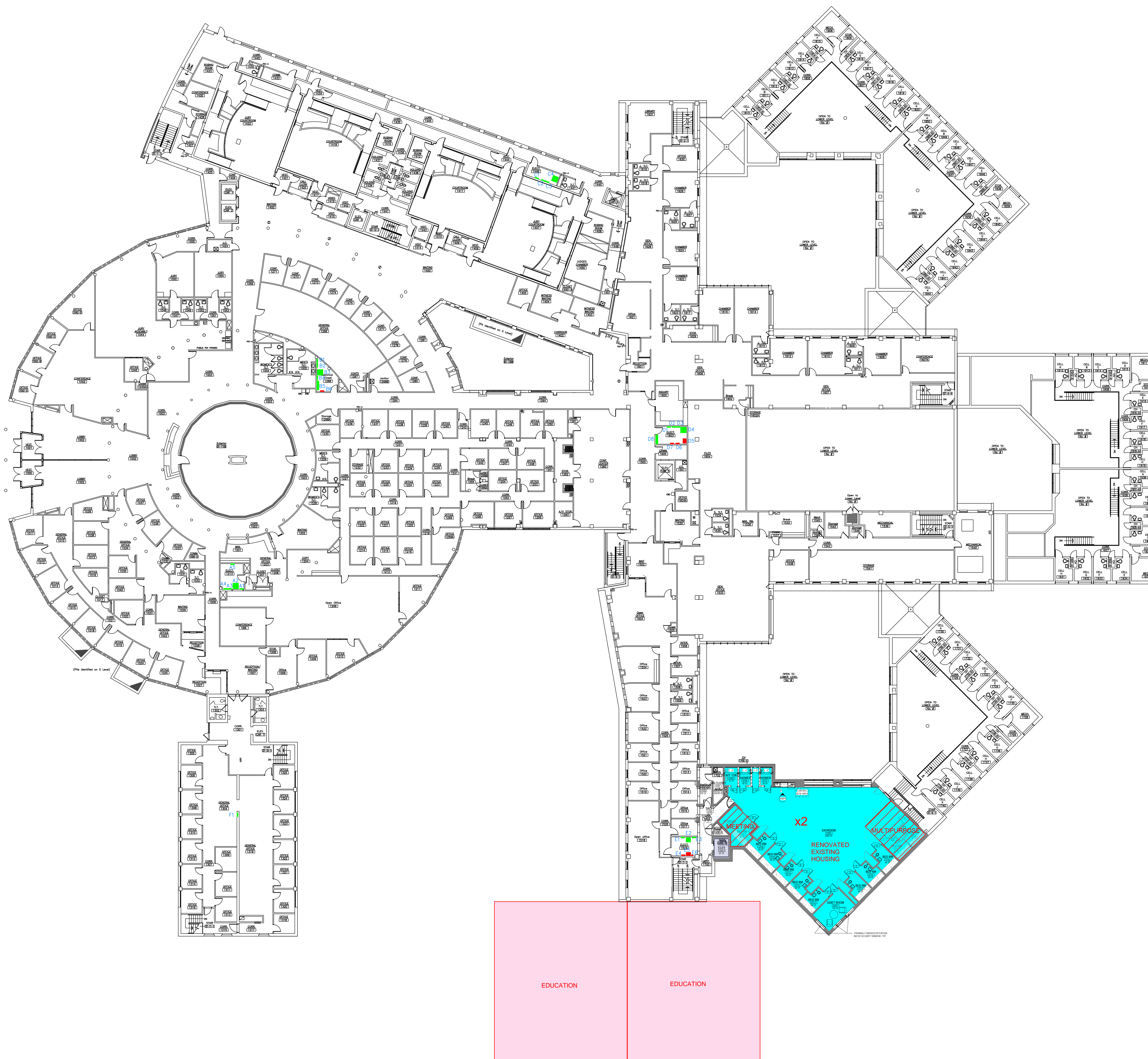


- STAFF AREAS
- EDUCATION
- EXTERIOR RECREATION
- MEDICAL / DENTAL
- INTAKE / RELEASE
- FOOD SERVICE
- SUPPORT (RECEIVING, ELEC, MECH, ELEV, JAN CLT)
- INTERIOR RECREATION (GYM)
- SECURITY
- ENTRY / WELCOME

**REVISED PROGRAMMED SPACES - 08.22.2019**  
**LOWER LEVEL - NEW HOUSING POD, WELCOME/VISITATION, MED/MH**





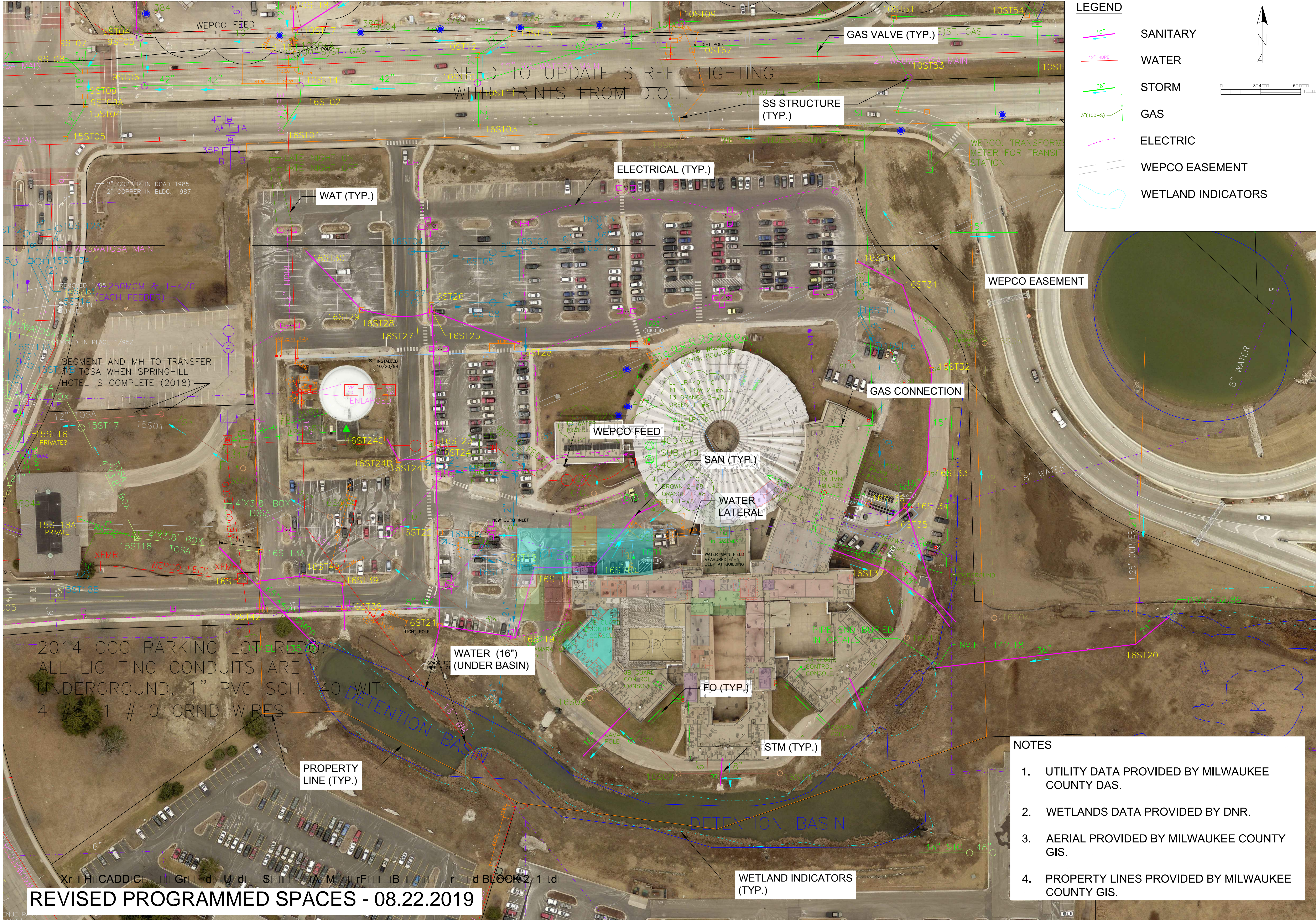


- STAFF AREAS
- EDUCATION
- EXTERIOR RECREATION
- MEDICAL / DENTAL
- INTAKE / RELEASE
- FOOD SERVICE
- SUPPORT (RECEIVING, ELEC, MECH, ELEV, JAN CLT)
- INTERIOR RECREATION (GYM)
- SECURITY
- ENTRY / WELCOME

**REVISED PROGRAMMED SPACES - 08.22.2019**  
**UPPER LEVEL - EDUCATION & EXISTING HOUSING POD**

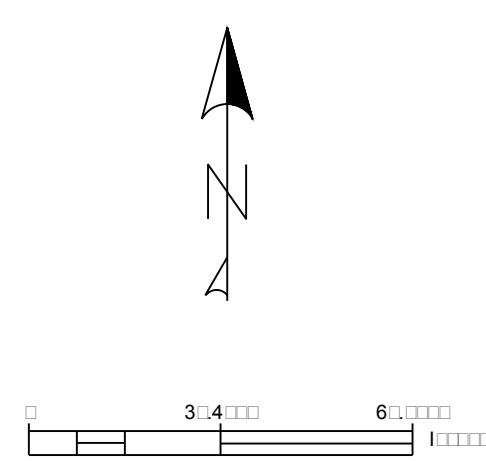






**LEGEND**


- 10" SANITARY
- 12" HDPE WATER
- 36" STORM
- 3"(100-S) GAS
- - - ELECTRIC
- WEPCO EASEMENT
- WETLAND INDICATORS



- NOTES**
1. UTILITY DATA PROVIDED BY MILWAUKEE COUNTY DAS.
  2. WETLANDS DATA PROVIDED BY DNR.
  3. AERIAL PROVIDED BY MILWAUKEE COUNTY GIS.
  4. PROPERTY LINES PROVIDED BY MILWAUKEE COUNTY GIS.

**REVISED PROGRAMMED SPACES - 08.22.2019**

MILWAUKEE COUNTY DEPARTMENT OF  
 ADMINISTRATIVE SERVICES  
 Architecture, Engineering &  
 Environmental Services Section

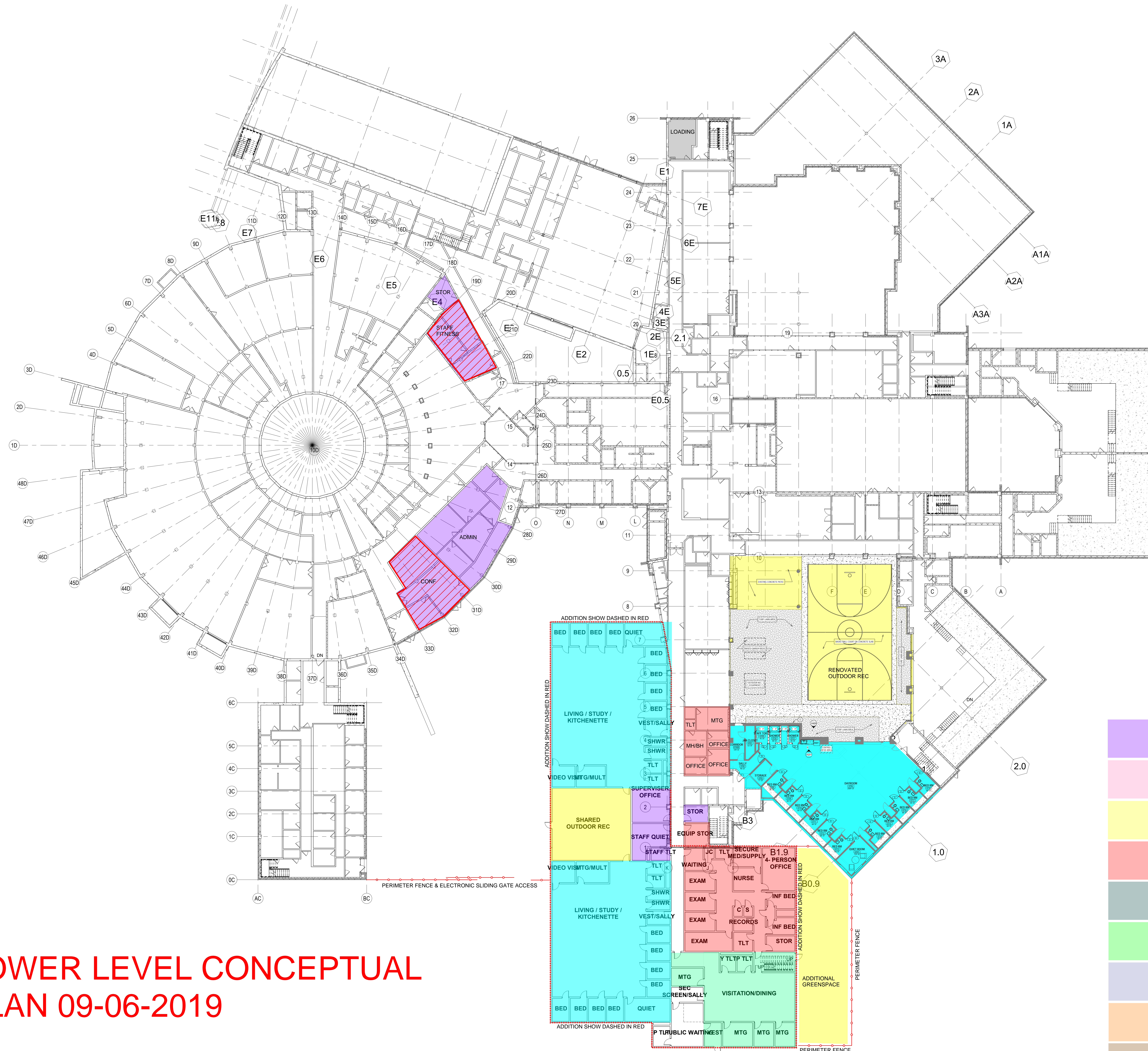


RECOMMENDED FOR APPROVAL BY:	DATE:
PROJECT APPROVAL BY:	DATE:
PROJECT MANAGER:	REVIEW BY:
DATE:	DATE:
UNIT MANAGER:	REVIEW BY:
DATE:	DATE:

REVISIONS:	BUILDING NO.
	SITE NO.
	PROJECT NO.
	SHEET NO.
FILE NO.	

MILWAUKEE, WI 53208  
 NINTH FLOOR  
 633 W. WISCONSIN AVE.  
 CITY CAMPUS

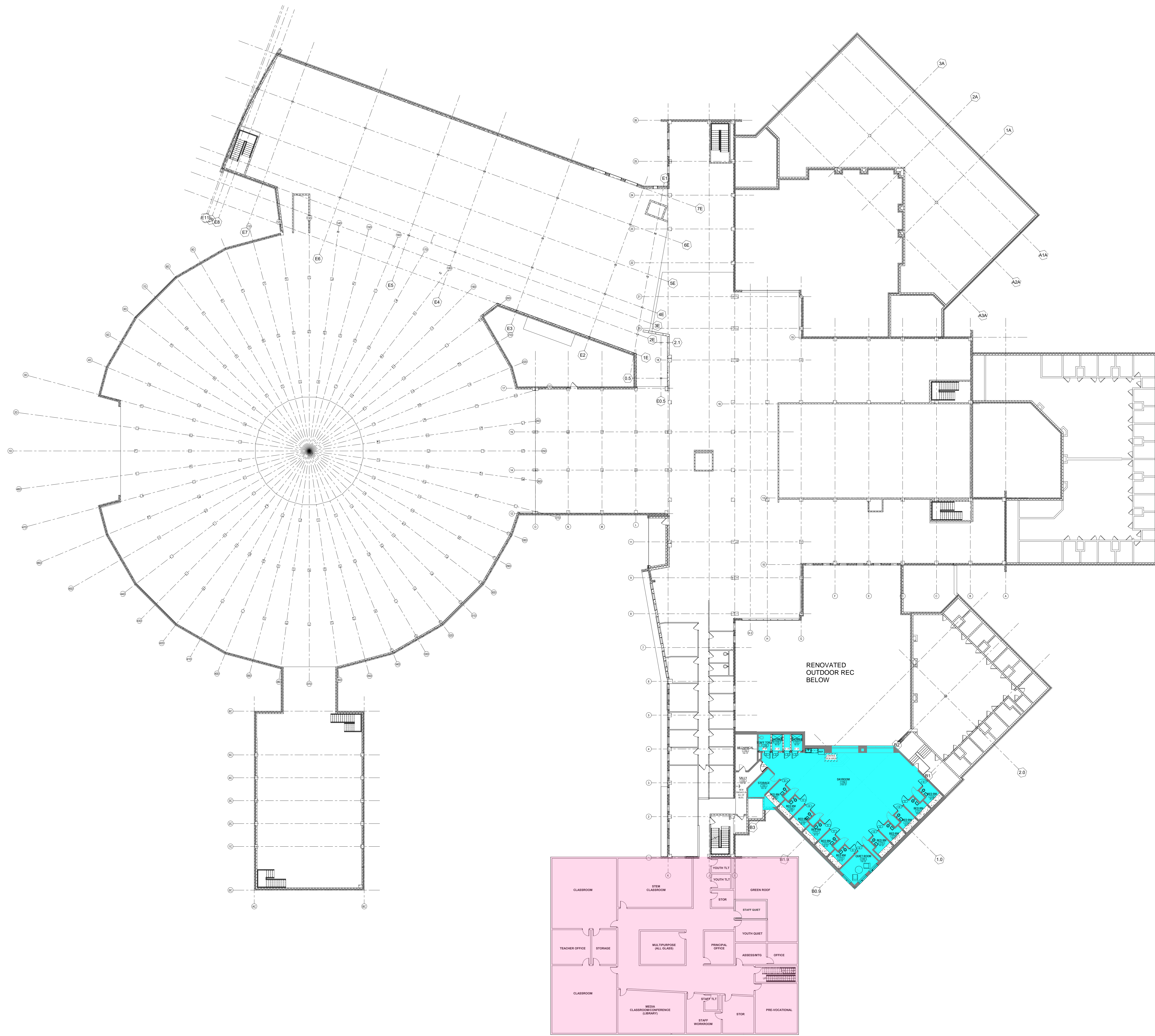




- STAFF AREAS
- EDUCATION
- EXTERIOR RECREATION
- MEDICAL / DENTAL
- INTAKE / RELEASE
- FOOD SERVICE
- SUPPORT (RECEIVING, ELEC, MECH, ELEV, JAN CLT)
- INTERIOR RECREATION (GYM)
- SECURITY

**LOWER LEVEL CONCEPTUAL  
PLAN 09-06-2019**

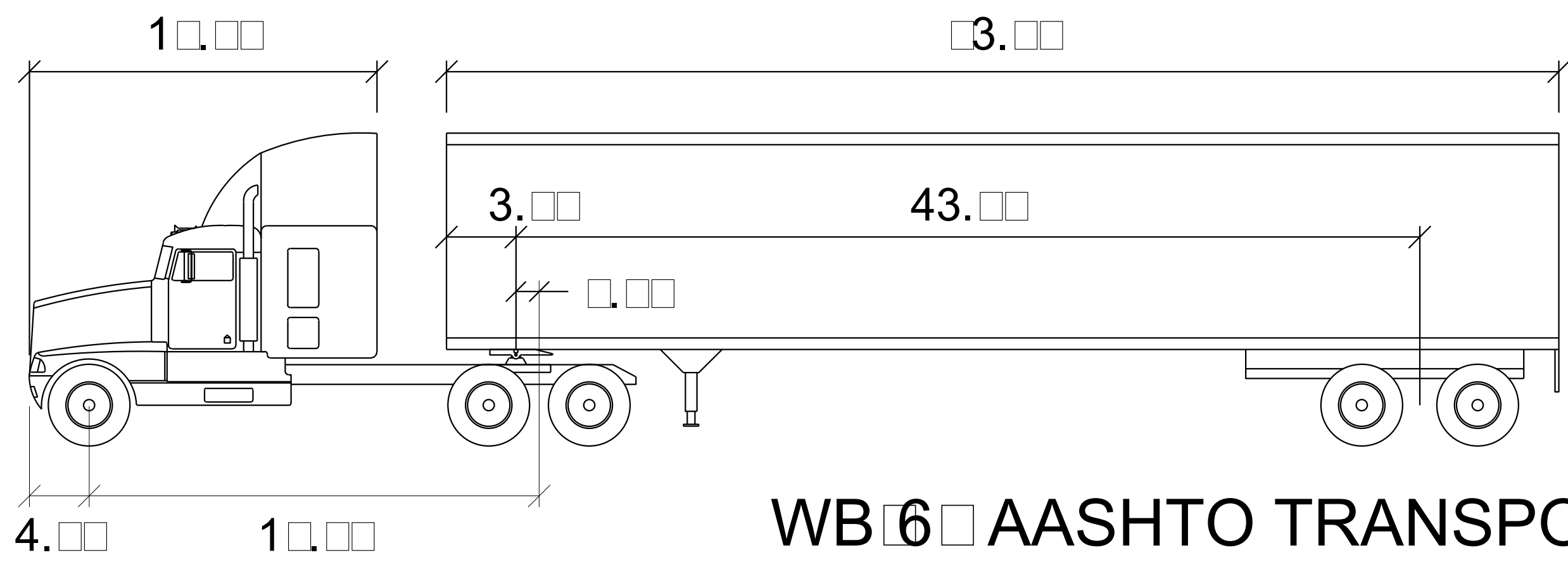




**MAIN LEVEL CONCEPTUAL  
PLAN 09-06-2019**

- STAFF AREAS
- EDUCATION
- EXTERIOR RECREATION
- MEDICAL / DENTAL
- INTAKE / RELEASE
- FOOD SERVICE
- SUPPORT (RECEIVING, ELEC, MECH, ELEV, JAN CLT)
- INTERIOR RECREATION (GYM)
- SECURITY



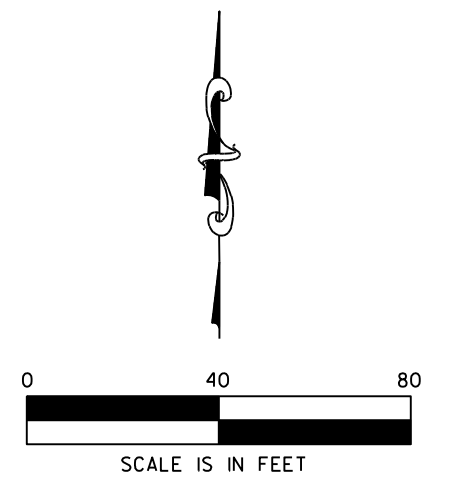


Tractor Width 11.00  
 Trailer Width 3.00  
 Trailer Length 43.00  
 L... L... T... 6.0  
 S... A... 2.4  
 Ar... A... 0.0

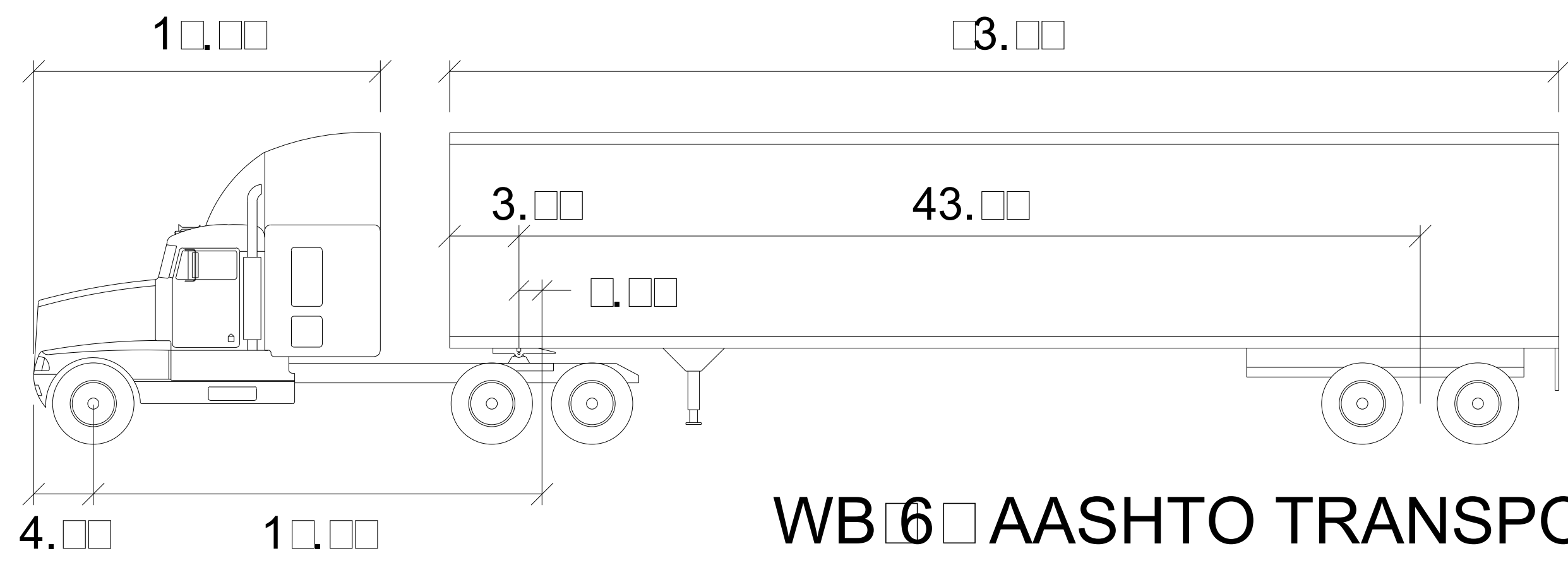
WB 6 AASHTO TRANSPORT TRUCK

LEGEND

- TRACTOR WHEELS & TRAILER FRONT WHEELS
- TRAILER REAR WHEELS
- VEHICLE BODY LIMITS
- TRACTOR CENTER LINE
- APPROXIMATE ROADWAY LIMITS





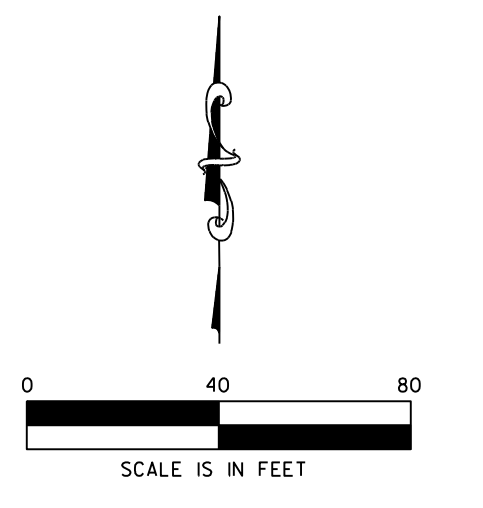


WB 6 AASHTO TRANSPORT TRUCK

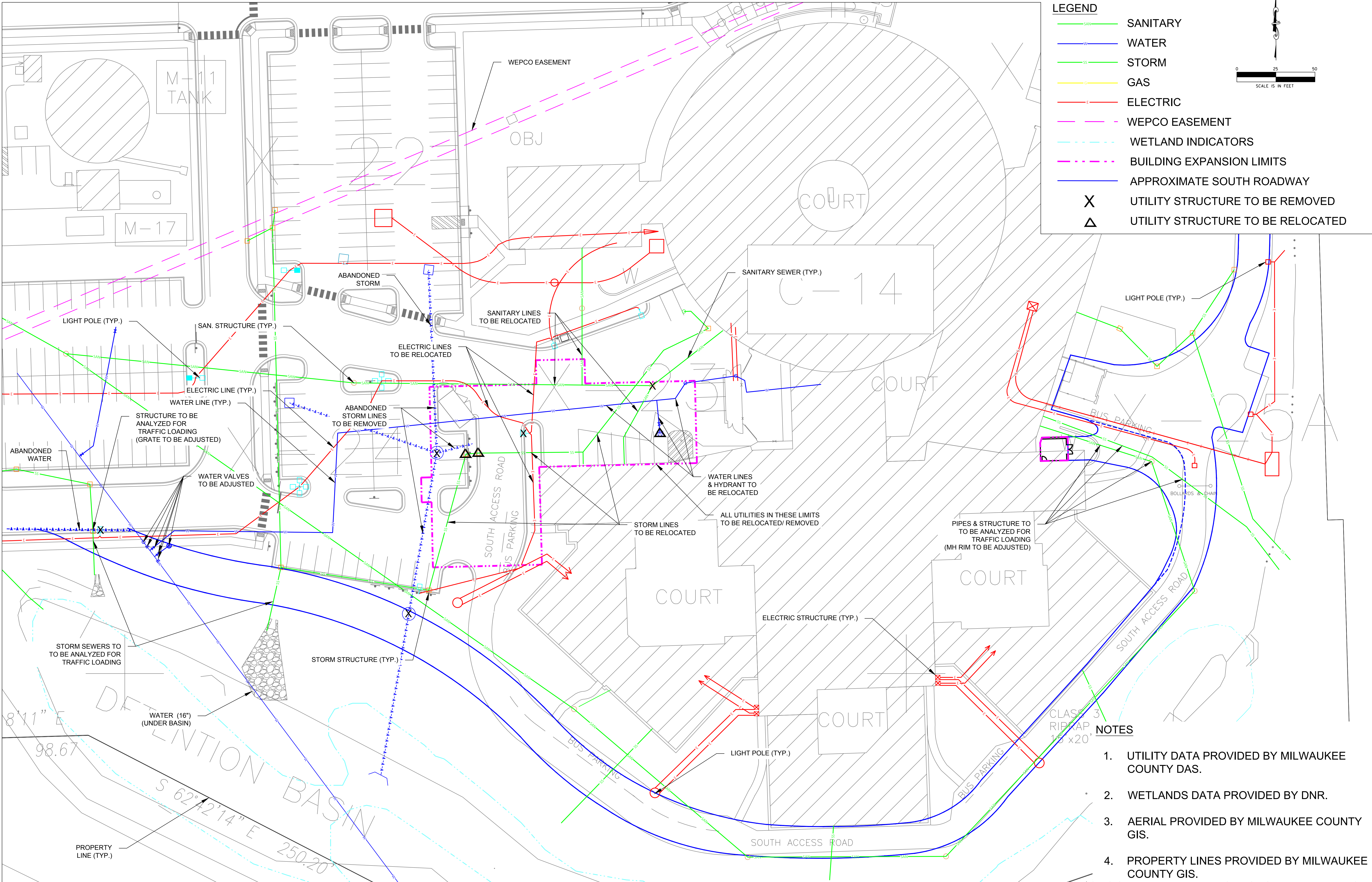
Tractor Width	13.00	Tractor Wheelbase	13.00
Tractor Height	3.00	Tractor Wheel Diameter	6.0
Tractor Wheel Diameter	6.0	Tractor Axle Spacing	2.4
Tractor Axle Spacing	2.4	Tractor Axle Diameter	3.0
Tractor Axle Diameter	3.0	Tractor Axle Spacing	2.4

LEGEND

- TRACTOR WHEELS & TRAILER FRONT WHEELS
- TRAILER REAR WHEELS
- VEHICLE BODY LIMITS
- TRACTOR CENTER LINE
- APPROXIMATE ROADWAY LIMITS

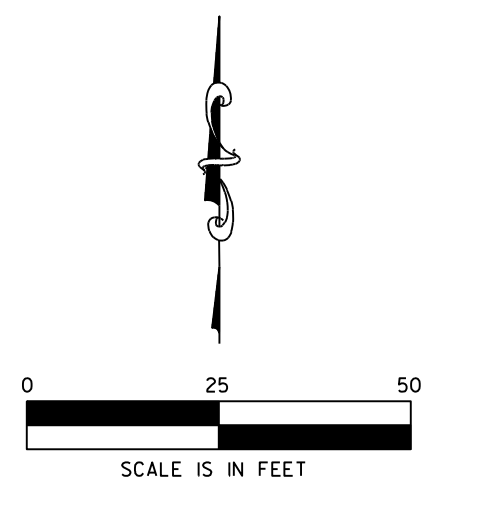






**LEGEND**

- SANITARY
- WATER
- - - STORM
- GAS
- ELECTRIC
- - - WEPCO EASEMENT
- - - WETLAND INDICATORS
- - - BUILDING EXPANSION LIMITS
- APPROXIMATE SOUTH ROADWAY
- X** UTILITY STRUCTURE TO BE REMOVED
- △** UTILITY STRUCTURE TO BE RELOCATED



- NOTES**
1. UTILITY DATA PROVIDED BY MILWAUKEE COUNTY DAS.
  2. WETLANDS DATA PROVIDED BY DNR.
  3. AERIAL PROVIDED BY MILWAUKEE COUNTY GIS.
  4. PROPERTY LINES PROVIDED BY MILWAUKEE COUNTY GIS.



## Meeting the Requirements of DOC 347

The design team, along with other county staff, has reviewed the DOC 347 Emergency Rule and has worked to ensure that the facility plan is consistent with those requirements and minimize the need for any variance requests. At this time, there are a few variance requests as well as a number of clarifications required. Previously presented to the Grant Committee, the current table of requests is again attached below.

Importantly, there are requirements in DOC 347 (refer to Appendix 11, DOC 347.09 (4) & (5)) related to State approval of building designs and plans that pose a challenge for the timely completion of Milwaukee's (or any Counties') project, particularly given the proactive steps the county has taken to secure a Construction Manager with a goal of beginning construction by January 2020. As plans have been developed, the County and architects have engaged in dialogue with staff from the Department of Corrections Office of Detention Facilities, and the County is requesting that the State collaborate with the County to meet the approval requirements of DOC 347 on an expedited and/or staged process so that work on the Milwaukee County SRCCY can proceed as expeditiously as possible.

**Chapter 347 WI DOC Emergency Rule - Variance Analysis**

Date: 08-08-2019

\*Variance must provide equivalent or better protection for HSW and rights of youth or public

County: Milwaukee

Paragraph	DOC Requirement	Clarification or Variance Request	MKE Co. Boys	MKE Co. Girls	Vel Phillips Reno.	Decreased Project Cost
DOC 347.10 (2)	Fixture & Furniture shall be of detention strength materials or be of secure type <b>to ensure safety for staff and the youth</b> , including benches, bolts, beds, chairs, ceilings, clothing hooks, contraband proof thresholds, desks, door pulls, drinking fountains, floor drains, food passes, glazing, grills over vents or windows, hinges, key cabinets, lights, locking mechanism housings, mirrors, observation ports, screws, seats, security doors, security locks, security screens, shelves, showers, skylights, speaking ports, sprinkler heads, tables, toilets, urinals, walls, washbasins, windows, or window and door frames.	Request <b>variance</b> to provide non-detention and more normative furniture <b>where applicable</b> to provide a normalized or normative environment for youth and staff while understanding safety is critical. Please define "Ensuring Safety"?	x	x	x	Accepting this variance will decrease cost of project due to non-detention strength material being less expensive.
DOC 347.10 (3) (b)	Physical Environment, Youth Housing, Double Sleeping Rooms	NO VARIANCE WILL BE GRANTED	N/A	N/A	N/A	
DOC 347.10 (5)	Holding Room	Request <b>clarification</b> that a Holding Room is optional and not mandatory. Milwaukee County does <b>not</b> plan to transfer or hold more the 1 youth at a time per their operational plan, so facility plan is to use Receiving Room (DOC 347.10 (4) as Holding Room.	x	x	x	Clarifying and not requiring holding will decrease cost of project due to decrease in square footage and reduced building maintainence.
DOC 347.10 (10(b))	Outdoor Space shall be of sufficient size to accommodate a variety of individual and team aerobic and large-muscle exercise activities and physical education.	Request <b>clarification</b> on what exercises will be required, or specification on exercise area required, to better determine amount of greenspace required.		x		Clarifying greenspace requirements will decrease cost of project as certain sites have varying amounts of greenspace and retrofitting those smaller greenspace areas to meet unclarified requirements could increase cost due to underground utilities, existing sidewalk demolition, existing equipment demolition, etc.
DOC 347.10 (11)	Healthcare Space	Request <b>clarification/variance</b> on required Healthcare Services. Intent is to provide certain shared health services within co-located detention facilities.	x	x		Not requiring a full healthcare service suite at each location (additional duplication) will save cost not only in construction, but operation, and facility maintainence if a youth can share Vel Phillips for specific medical services.

**Chapter 347 WI DOC Emergency Rule - Variance Analysis**

\*Variance must provide equivalent or better protection for HSW and rights of youth or public

Date: 08-08-2019

County: Milwaukee

Paragraph	DOC Requirement	Clarification or Variance Request	MKE Co. Boys	MKE Co. Girls	Vel Phillips Reno.	Decreased Project Cost
DOC 347.10 (15)	Exterior Windows	Request <b>variance</b> to provide non-detention exterior windows when a perimeter fence can act as the secure perimeter OR when a security mesh can be provided in the non-detention exterior window when there is no exterior perimeter fence. This would eliminate security glass where applicable, this would be mounted in non-detention strength frames where applicable.	x	x	x	Accepting this variance will decrease cost of project due to non-detention strength material (especially security glazing) being less expensive.
DOC 347.10 (16)	Exterior Doors and Approaches	Request <b>variance</b> to provide non-detention exterior doors when a perimeter fence can act as the secure perimeter OR when a lesser Gauge of metal can be used when there is no exterior perimeter fence. This would eliminate security glass where applicable, this would be mounted in non-detention strength frames where applicable.	x	x	x	Accepting this variance will decrease cost of project due to non-detention strength material being less expensive.
DOC 347.10 (17)	Walls	Existing Exterior and/or Interior Walls may not be grouted solid 8" (ext) or 6" (int) CMU. Existing walls may vary in width or be CIP. Request <b>variance</b> that existing walls in existing CMU form or CIP will be acceptable. Request <b>variance</b> for standard commercial grade/reinforced stud walls for new interior wall construction.	x	x		Accepting this variance will decrease cost of project due to not having to replace existing wall in its entirety or requiring interior CMU wall construction.
DOC 347.10 (18)	Ceilings	Request <b>clarification</b> of definition "Accessible". Request <b>variance</b> that new non-detention ceiling systems may be used where appropriate if sufficiently high above the floor finish (i.e. 12'-0" for example) can be used as the height would make it inaccessible. This could be regular acoustical ceiling tile that is clipped down.	x	x	x	Accepting this variance will decrease cost of project due to non-detention strength material being less expensive.
DOC 347.12 (4)	Admission and Screening	Request <b>operational variance</b> for youth required shower at SRCCCY as MKE Co.'s operational intent is to complete youth's health screening at Vel Phillips prior to transfer to SRCCCY per MKE Co's preferred operational plan OR transferred from another facility, and so showering would have already occurred at Vel Phillips.	x	x	x	
DOC 347.12 (8)	Admission and Screening	Request <b>operational variance</b> to complete youth's health screening at Vel Phillips prior to transfer to SRCCCY per MKE Co's preferred operational plan	x	x	x	Not requiring a full healthcare service suite at each location (additional duplication) will save cost not only in construction, but operation, and facility maintainance if a youth can be transported to a Vel Phillips instead for specific medical services.

**Chapter 347 WI DOC Emergency Rule - Variance Analysis**

\*Variance must provide equivalent or better protection for HSW and rights of youth or public

Date: 08-08-2019

County: Milwaukee

Paragraph	DOC Requirement	Clarification or Variance Request	MKE Co. Boys	MKE Co. Girls	Vel Phillips Reno.	Decreased Project Cost
DOC 347.23 (1)	Medical Care	Request <b>clarification</b> of definition "ordinary medical and dental care" at facility. Request <b>variance</b> to transport youth off-site for certain medical care such as Dental Care. May also request a <b>variance</b> to provision of medical care as defined in DOC 347.23 (9).	x	x		Not requiring a full healthcare service suite at each location (additional duplication) will save cost not only in construction, but operation, and facility maintainance if a youth can be transported to a Vel Phillips instead for specific medical services.
DOC 347.26	Suicide and self-harm prevention	<b>Clarification</b> request: Confirm whether anti-ligature equipment is required as not all detention equipment is considered anti-ligature. Confirm if normal equipment, non-ligature detention equipment may be used <b>where applicable</b> but NOT required as a universal item.	x	x	x	Accepting this variance will decrease cost of project as anti-ligature specialized equipment has a higher cost, less product selection, and certain design requirements.
DOC 347.15	Youth Transportation	<b>Clarify</b> transportation of youth - is the operational plan on transferring youth up to the county to define?	x	x	x	

## Project Schedule

The attached high-level project schedule has been developed with an eye toward the ultimate target of closing Lincoln Hills/Copper Lake on or before July 1, 2021. It indicates an aggressive design and construction timeline, which must be implemented immediately upon award of the grant. Diligent effort and cooperation between Milwaukee County and the State of Wisconsin will be required to accomplish this joint goal. First, review and approval of the grant award by the Joint Finance Committee is needed as early as possible after the Grant Committee recommendation. Additionally, and as stated above, variance to the DOC 347 plan approval process will be needed to support this timeline, since the project will be designed and released in phases, and a 'complete drawing set' will not be available until well after construction is underway. The project cannot be completed on time unless we initiate construction by January 2020, which indicates that these predecessor activities are critical.

Project Timeline for Milw County SRCCCY 8-26-19.xlsx

