



Exploring the future of senior centers in  
Milwaukee county

Issue - INFRASTRUCTURE

## Milwaukee County Senior Center Facility Assessment

Senior Center	Age	Size	Replacement Value	FCI	RI
McGovern Park	43	12,983	\$2,404,063	0.01	0.66
Rose Park	35	35,706	\$6,161,452	0.04	0.93
Warnimont Park	61	4,290	\$760,699	0	0.83
Washington Park	50	30,092	\$5,728,747	0.04	0.82
Wilson Park	37	35,510	\$7,433,239	0.02	0.84
<b>TOTAL</b>	Ave. 45.2	<b>118,581</b>	<b>\$22,488,200</b>	<b>0.028</b>	<b>0.84</b>

## PROJECTED SENIOR CENTER FACILITY COSTS

- Annual operating budget of \$1.3 million (property tax levy)
- By 2022, short-term facility needs \$8.5 million
- Full replacement over \$24 million



# A FORK IN THE ROAD?

THE OUTLOOK FOR INFRASTRUCTURE AND COUNTY C...

PUBLIC POL

# CRACKS IN THE FOUNDATION:

AN ANALYSIS OF BUILDING REPAIR AND REPLACEMENT NEEDS AT THE CITY AND COUNTY OF MILWAUKEE

PUBLIC POLICY FO

# DELAY OF GAME

An analysis of repair and replacement needs for Milwaukee County's parks, recreational facilities, and cultural institutions

WISCONSIN POLICY FORUM

# BENEATH THE STREET

THE OUTLOOK FOR METRO MILWAUKEE'S WATER AND SEWER INFRASTRUCTURE

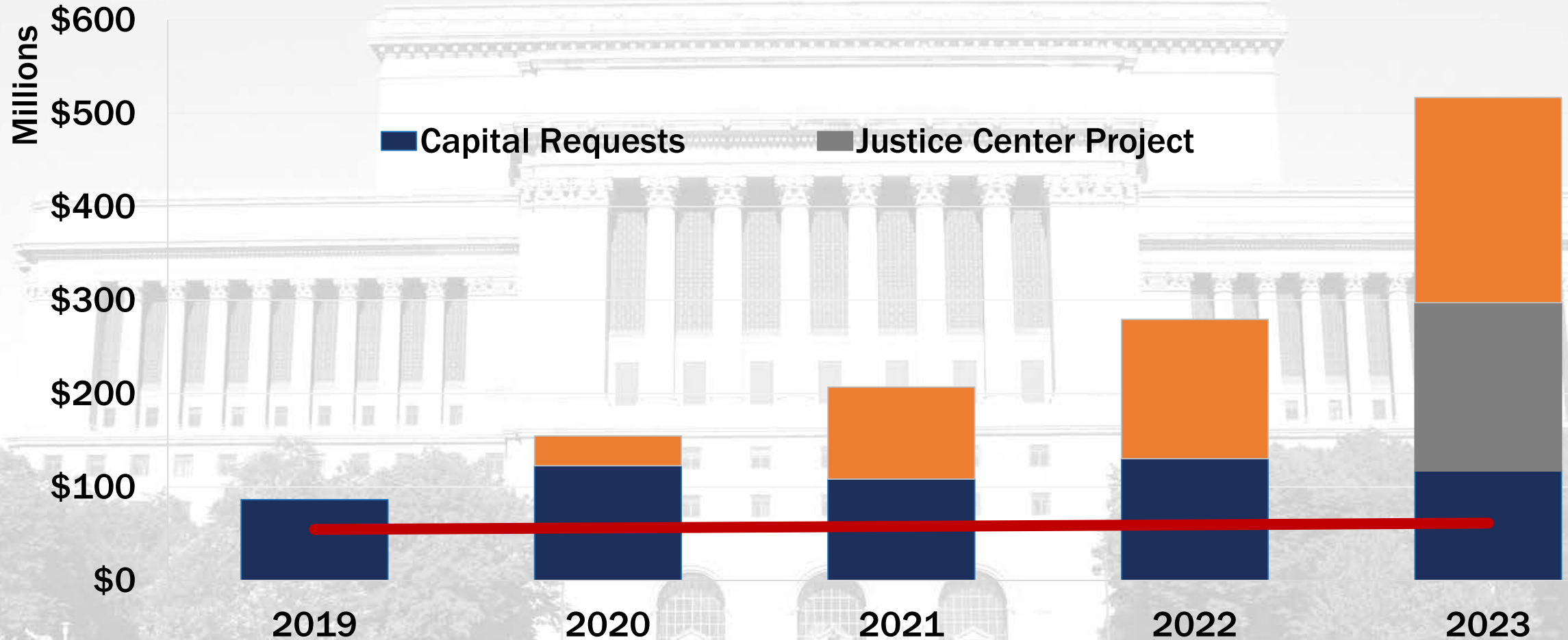
PUBLIC POLICY FORUM

# THE JURY


Options for financing of County Justice

WISCONSIN POLICY FORUM

# Milwaukee County

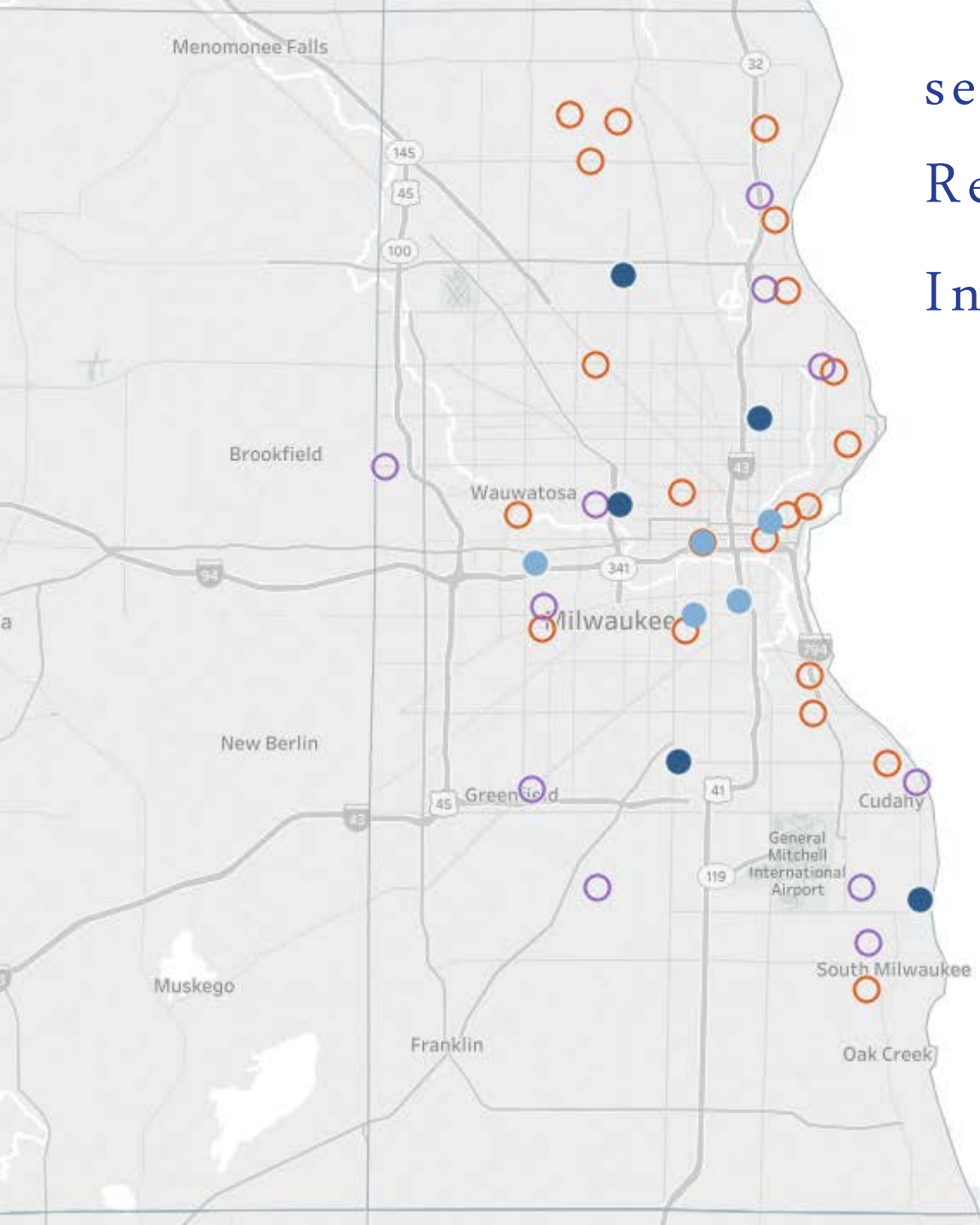


## Milwaukee County Senior Centers



5 County-Owned/County Contracts for Services  
5 Contractor-Owned/County Contracts for Services  
Several local municipality and not-for-profit

# senior centers and Recreation Programs In Milwaukee county



- Relationship to County**
- County Owned
  - County Funded
  - School Recreation Programs
  - Other

## 2018 SENIOR CENTER PARTICIPATION

Senior Center	Ave. Monthly Participants	Annual Unique Participants	Ave Service Units per month
Washington	449	1,584	4,312
Wilson Park	943	2,088	8,488
Clinton Rose	342	1,052	4,628
McGovern	265	655	1,502
Kelly	380	1,229	4,741
<b>TOTAL</b>	<b>2,379</b>	<b>6,608</b>	<b>23,669</b>

\*



persons aged 60 & over  
Milwaukee county



2010	2015	2040	% 65 and over 2010	% 65 and over 2040
153,556	172,310	223,950	16.2%	22.0%

## Senior Trends

- More Educated
- Higher Income
  - *Black and Hispanic below poverty - 3X greater (minority population is growing)*
- Better Health (but still see high obesity)

Next step – search for comparables



**How do other counties deal with senior center infrastructure issues?**

*Are there innovative county senior center programs from which we can learn?*

## Peer Counties

County	Population	Senior Population 60+	% 60+	Serves as AAA	Owens Sr. Centers
Milwaukee, WI	951,448	174,590	18.3	Yes	Yes
Allegheny, PA	1,225,365	306,880	25.0	Yes	No
Dane, WI	531,273	98,095	18.5	Yes	No
Franklin, OH	1,264,518	209,552	16.6	No	No
Hennepin, MN	1,232,483	235,783	19.1	No	No
Arlington, VA	230,050	33,059	14.4%	Yes	Yes

## Allegheny County Insights

### Performance-based contracting model

- Tiered payments
- Continuous improvement
- Tailored to individual locations

### Focus on efficient facilities

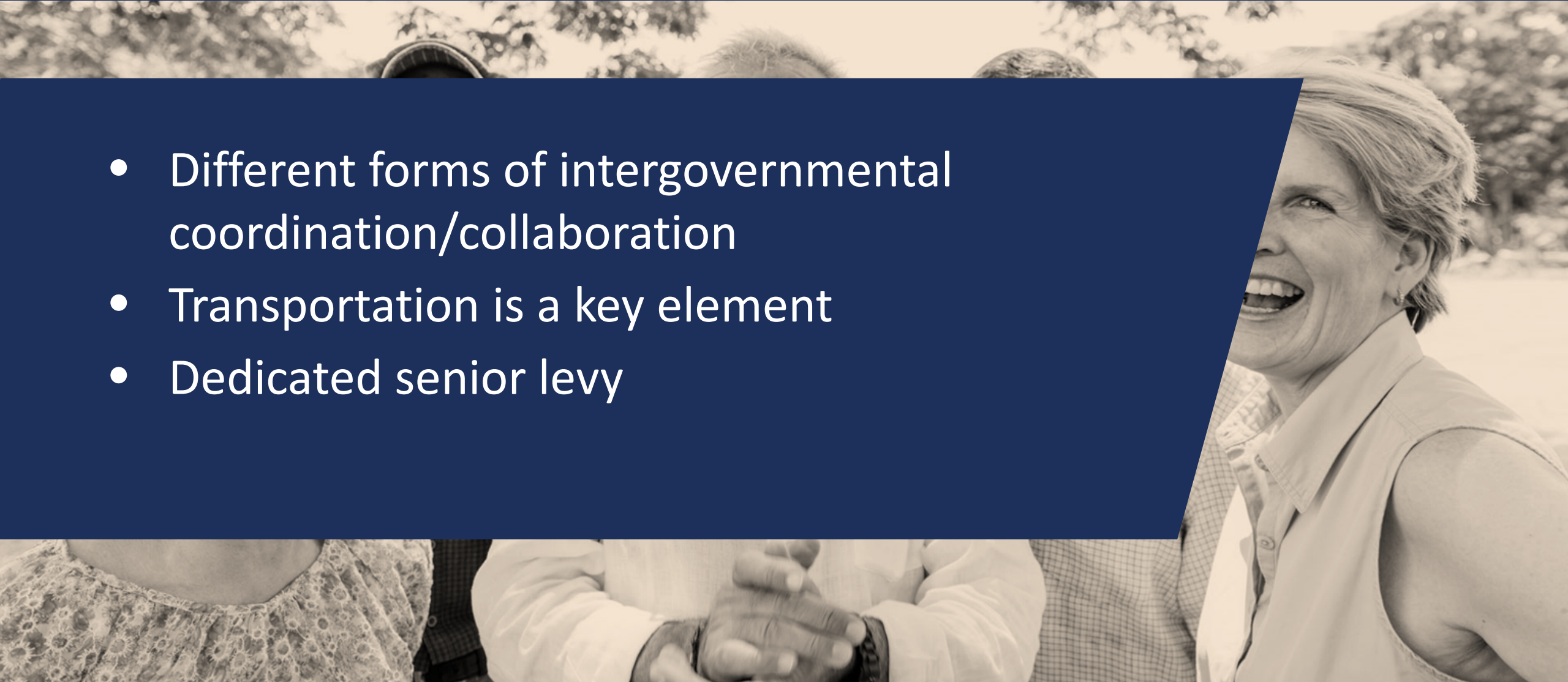
Includes contracts with Pittsburgh Parks & Rec - moving towards multigenerational centers

## Dane County Insights

- Priority services drive contracts
  - Case management, nutrition, adult day care
- All geographic areas equally served
- Collaboration with other levels of government (e.g. transportation)

## Franklin County Insights

- Different forms of intergovernmental coordination/collaboration
- Transportation is a key element
- Dedicated senior levy



## Hennepin County Insights

- Different service approach - statewide call center (state government play a bigger role)
- Priority services drive programs
- Different geographic service area



## Arlington county Insights

- Multigenerational centers
- Senior centers are a parks and recreation function
- Fund 25% through memberships and fees
- Specific programs for 3 separate older adult cohorts

## Framing the decision

Should Milwaukee County own and pay for programming in large facilities dedicated exclusively to senior services?

- Not the national trend nor the direction of Older Americans Act



## Framing the decision

Should Milwaukee County consider multi-generational community centers?

- broader support and participation
- better use of space and resources
- but may entail fewer centers



## Framing the decision

Should MCDA contract with outside agencies to provide senior center-type programming in their own facilities?

- Approach used in other counties we examined
- MCDA already uses this model for 5 of 10 centers
- Lends itself to enhanced performance-based contracting

## Framing the decision

Should MCDA let other partners focus on senior centers to preserve resources for other priorities?

- MCDA investment in call centers, transportation could enhance usage of non-county senior centers
- Should senior recreation be folded into parks & rec programs of other partners?

## Overriding question

What is the best use of limited Milwaukee County dollars for seniors?

How do we best serve the county vision that elders will have the resources to live as independently as possible in their communities?