

# Milwaukee County Parks Online Survey Data Report

February 2017

*Survey issued in October of 2016 in support of the Parks with Purpose master planning initiative*

- Introduction
- Online Survey Questions and Responses
- Online Survey Instrument

## INTRODUCTION

As part of the Parks with Purpose community input process in support of parks master planning, PROS Consulting conducted an anecdotal online survey (powered by SurveyMonkey) for a better understanding of the characteristics, preferences, and satisfaction levels of Milwaukee County residents in relation to facilities, amenities and recreation programs. The online survey questions correlated to questions issued earlier that year through a statistically-valid household survey. The survey was available from October 10th through November 18<sup>th</sup>, 2016 and received a total of 933 responses.

The statistically-valid household survey and anecdotal survey were administered as part of the County's efforts to create two master plans: the *10-Year Parks System Master Plan* and the *2050 Park & Open Space Plan*.

The *10-Year Parks System Master Plan* is a shorter-term plan that will provide recommendations for facilities, programs and services, maintenance and operations, administration, and management of the Milwaukee County Parks System.

The *2050 Park & Open Space Plan* will address long-range considerations including the preservation of environmental corridors, conservation lands, recreational use of water bodies, and will make recommendations on the distribution of parks facilities throughout the County based on anticipated population scenarios. Additionally, the *2050 Park & Open Space Plan* will serve as an update the 1991 Milwaukee County Parks and Open Space Plan.

Both plans will support Milwaukee County's vision as a model government in the way it serves residents and strengthens community.

The results of these 2016 survey efforts will aid the County's resident-driven planning approach to identify future priorities related to the long-term sustainability of the parks, trails, and recreation facilities that make up the world-class Milwaukee County Parks System.

## ONLINE SURVEY QUESTIONS AND RESPONSES

- 1) The milwaukee county park system consists of 158 parks and parkways, totaling over 15,000 acres. Milwaukee county parks, as well as other municipalities, schools, and nonprofit organizations provide parks and recreation services throughout milwaukee county. From the statements below, please indicate how much you agree that it is important for milwaukee county parks to provide this service by circling the corresponding number to the right of the service. "I think it is important for milwaukee county parks to..."**

Top three services that respondents strongly agree or agreed that Milwaukee County should provide are:

- Provide large regional parks (generally 100-1,000 acres in size) that serve residents throughout the county with a variety of experiences such as trails, boating, picnicking, etc. such as Whitnall, Washington, and Brown Deer (96%).
- Provide community parks (generally 20-100 acres in size) such as Doctors, Doyne, and Kosciuszko (94%).
- Preserve open space and the environment (94%).

The three statements with the lowest level of agreement from respondents are:

- Provide golf courses.
- Provide indoor sports and recreation facilities (community centers, indoor pools, indoor sports fields and courts).
- Provide youth and adult recreation programs/special events.

Services	Strongly Agree / Agree	Neutral	Disagree / Strongly Disagree	Not Sure
Provide large regional parks (generally 100-1,000 acres in size) that serve residents throughout the county with a variety of experiences such as trails, boating, picnicking, etc. such as Whitnall, Washington, and Brown Deer.	95.59%	3.12%	1.18%	0.11%
Provide community parks (generally 20-100 acres in size) such as Doctors, Doyne, and Kosciuszko.	94.31%	4.40%	0.96%	0.32%
Preserve open space and the environment.	94.07%	4.09%	1.50%	0.32%
Provide greenways (parcels of undeveloped land along river corridors) and soft-surface trails for hiking throughout the system.	92.15%	4.62%	2.90%	0.32%
Provide large lake front parks and beach areas, with facilities for boating, fishing, and marinas.	91.46%	5.62%	2.06%	0.86%
Provide natural areas, including forests, prairies, marshes, lagoons, grassland, etc. such as Melody View Preserve or Falk.	90.75%	6.24%	2.69%	0.32%
Manage storm water run-off through detention ponds, flood mitigation, green infrastructure such as rain gardens and bioswales.	90.00%	6.02%	3.12%	0.86%
Provide small neighborhood parks (generally smaller than 20 acres in size) such as Smith, Moody, Copernicus, etc.	88.59%	8.18%	2.37%	0.86%
Provide hard-surface walking and biking trails.	86.66%	9.76%	3.36%	0.22%
Provide nature centers (Wehr Nature Center).	86.18%	11.02%	2.80%	0.00%
Provide parkways that tie the park system together into a recreational and natural resource network.	85.75%	10.80%	2.92%	0.54%
Provide formal gardens (Botanical, Horticultural Conservatory - Boerner, The Domes).	84.38%	11.42%	3.56%	0.65%
Provide outdoor youth and adult sports fields for baseball, softball, soccer, football, cricket, etc.	83.17%	11.33%	4.85%	0.65%
Provide outdoor neighborhood swimming pools, splash pads, etc.	82.67%	11.30%	5.38%	0.65%
Provide education programs (environment/life-long skills/conservation).	78.62%	16.95%	4.00%	0.43%
Provide youth and adult recreation programs/special events.	75.84%	16.94%	6.69%	0.54%
Provide indoor sports and recreation facilities (community centers, indoor pools, indoor sports fields and courts).	66.06%	22.20%	10.13%	1.62%
Provide golf courses.	46.28%	27.62%	22.44%	3.67%

Q1 results

**2) Which THREE of the statements from the list in Question #1 are the MOST IMPORTANT services/facilities for Milwaukee County Parks to provide for you and members of your household?**

Top three services for 1<sup>st</sup> choice for respondents are:

- Provide large regional parks (generally 100-1,000 acres in size) that serve residents throughout the county with a variety of experiences such as trails, boating, picnicking, etc. such as Whitnall, Washington, and Brown Deer (33%).
- Preserve open space and the environment (13%).
- Provide community parks (generally 20-100 acres in size) such as Doctors, Doyne, and Kosciuszko (9%).

Providing large regional parks (generally 100-1,000 acres in size) that serve residents throughout the county with a variety of experiences such as trails, boating, picnicking, etc. such as Whitnall, Washington, and Brown Deer was the most important service across all three choices.

Top Most Important Services	1st Choice	2nd Choice	3rd Choice
Provide large regional parks (generally 100-1,000 acres in size) that serve residents throughout the county with a variety of experiences such as trails, boating, picnicking, etc. such as Whitnall, Washington, and Brown Deer.	<b>33.00%</b>	<b>9.08%</b>	<b>7.89%</b>
Preserve open space and the environment.	<b>13.31%</b>	6.28%	7.67%
Provide community parks (generally 20-100 acres in size) such as Doctors, Doyne, and Kosciuszko.	<b>8.95%</b>	<b>16.26%</b>	5.98%
Provide hard-surface walking and biking trails.	6.94%	5.61%	6.65%
Provide natural areas, including forests, prairies, marshes, lagoons, grassland, etc. such as Melody View Preserve or Falk.	6.49%	6.95%	7.33%
Provide small neighborhood parks (generally smaller than 20 acres in size) such as Smith, Moody, Copernicus, etc.	5.93%	7.74%	<b>9.81%</b>
Provide greenways (parcels of undeveloped land along river corridors) and soft-surface trails for hiking throughout the system.	4.81%	<b>10.65%</b>	<b>8.00%</b>
Provide large lake front parks and beach areas, with facilities for boating, fishing, and marinas.	3.13%	4.71%	7.22%
Provide outdoor youth and adult sports fields for baseball, softball, soccer, football, cricket, etc.	2.80%	3.92%	4.06%
Provide golf courses.	2.80%	1.12%	2.25%
Provide parkways that tie the park system together into a recreational and natural resource network.	2.57%	5.61%	6.09%
Provide indoor sports and recreation facilities (community centers, indoor pools, indoor sports fields and courts).	2.24%	2.58%	5.41%
Manage storm water run-off through detention ponds, flood mitigation, green infrastructure such as rain gardens and bioswales.	1.90%	5.04%	5.75%
Provide formal gardens (Botanical, Horticultural Conservatory - Boerner, The Domes).	1.79%	2.80%	4.40%
Provide indoor sports and recreation facilities (community centers, indoor pools, indoor sports fields and courts).	1.23%	2.24%	2.14%
Provide nature centers (Wehr Nature Center).	1.12%	3.14%	3.38%
Provide youth and adult recreation programs/special events.	0.45%	3.14%	3.04%
None	0.34%	0.34%	0.45%
Provide education programs (environment/life-long skills/conservation).	0.22%	2.80%	2.48%

Q2 results

**3) A. Please indicate if YOU or any member of your HOUSEHOLD has a need for each of the parks and recreational FACILITIES listed below (regardless of the provider) by selecting YES or NO.**

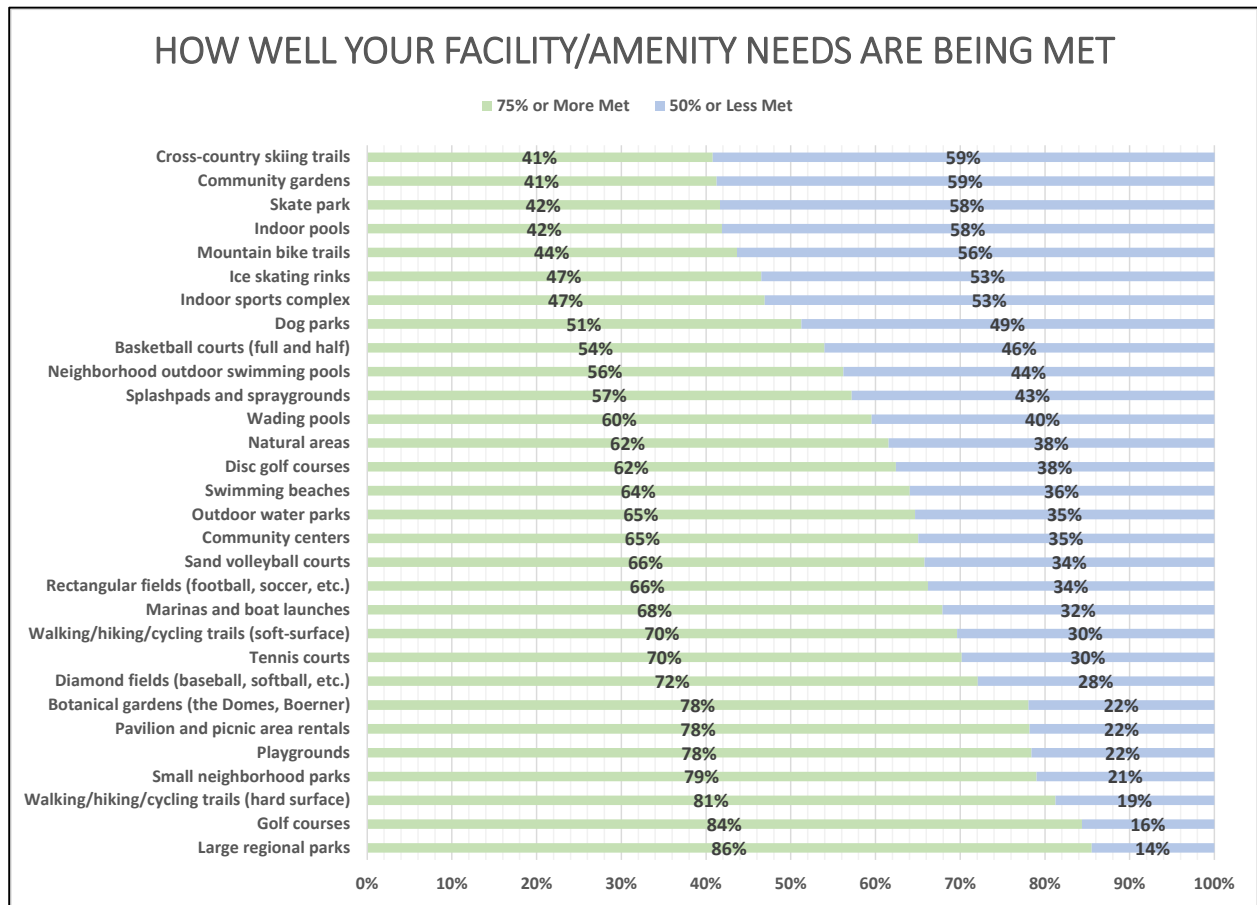
Top facility or amenity that respondents have a need for are large regional parks (93%), natural areas (91%), walking/ hiking/ cycling trails -hard surface (91%), small neighborhood parks (86%) and walking/ hiking/ cycling trails -soft surface (85%).

**B. If you or others have a need, please indicate how well your needs for the item are being met by selecting: 100% (Fully Met) 75% 50% 25% 0% (Not Met).**

Top facilities not being met (50% or less) for respondents are cross-country skiing trails, community gardens, skate park, indoor pools, and mountain bike trails.

Do you have a need for this facility or amenity?	Yes
Large regional parks	92.73%
Natural areas	91.25%
Walking/hiking/cycling trails (hard surface)	90.72%
Small neighborhood parks	85.87%
Walking/hiking/cycling trails (soft-surface)	85.19%
Botanical gardens (the Domes, Boerner)	84.11%
Pavilion and picnic area rentals	71.01%
Swimming beaches	67.38%
Community gardens	54.51%
Playgrounds	54.40%
Ice skating rinks	47.98%
Neighborhood outdoor swimming pools	47.86%
Community centers	47.84%
Dog parks	42.32%
Cross-country skiing trails	41.26%
Outdoor water parks	40.73%
Indoor pools	39.76%
Tennis courts	35.79%
Splashpads and spraygrounds	34.71%
Golf courses	31.41%
Diamond fields (baseball, softball, etc.)	30.17%
Rectangular fields (football, soccer, etc.)	30.08%
Wading pools	28.13%
Disc golf courses	25.20%
Indoor sports complex	24.87%
Basketball courts (full and half)	24.56%
Marinas and boat launches	23.50%
Sand volleyball courts	22.12%
Skate park	19.25%
Mountain bike trails	18.77%

Q3a results



Q3b results



**4) Which FOUR of the parks and recreation FACILITIES from the list in Question #3 are most important for Milwaukee County Parks to provide to your household?**

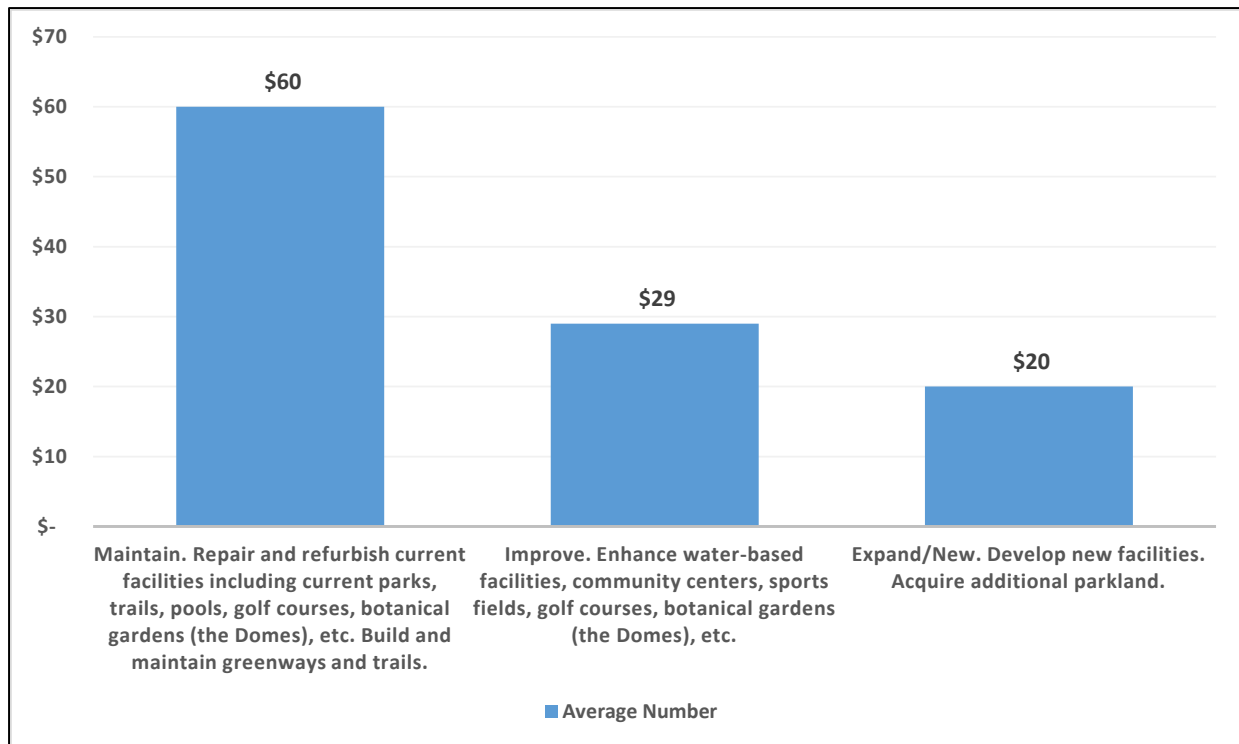
Top three facilities for 1<sup>st</sup> choice for respondents are walking/hiking/cycling trails – hard surface (37%), walking/hiking/cycling trails – soft surface (11%), and natural areas (11%).

Top Facility Importance	1st Choice	2nd Choice	3rd Choice	4th Choice
Walking/hiking/cycling trails (hard surface)	<b>36.59%</b>	<b>12.41%</b>	7.05%	4.93%
Walking/hiking/cycling trails (soft-surface)	<b>11.38%</b>	<b>21.69%</b>	8.02%	4.79%
Natural areas	<b>10.70%</b>	6.82%	<b>9.68%</b>	<b>10.70%</b>
Large regional parks	5.83%	<b>10.64%</b>	<b>11.07%</b>	<b>10.70%</b>
Small neighborhood parks	5.15%	9.41%	<b>10.93%</b>	7.89%
Dog parks	4.07%	3.55%	3.87%	4.23%
Golf courses	2.85%	2.86%	2.63%	1.83%
Playgrounds	2.44%	3.00%	4.01%	3.94%
Community centers	2.03%	1.36%	1.66%	2.39%
Botanical gardens (the Domes, Boerner)	2.03%	4.77%	8.99%	<b>9.72%</b>
Diamond fields (baseball, softball, etc.)	1.76%	1.09%	1.24%	1.13%
Disc golf courses	1.63%	1.09%	0.55%	0.42%
Swimming beaches	1.49%	4.50%	3.04%	4.08%
Community gardens	1.36%	1.36%	2.49%	5.07%
Indoor pools	1.22%	1.50%	2.77%	2.68%
Rectangular fields (football, soccer, etc.)	1.08%	1.50%	1.11%	0.42%
Outdoor water parks	1.08%	0.27%	0.97%	1.55%
Neighborhood outdoor swimming pools	0.95%	2.18%	3.60%	3.10%
Splashpads and spraygrounds	0.81%	1.23%	1.66%	1.13%
Cross-country skiing trails	0.81%	0.55%	1.94%	3.10%
Mountain bike trails	0.68%	0.95%	1.80%	0.70%
Skate park	0.68%	1.09%	0.69%	0.70%
Marinas and boat launches	0.68%	1.23%	1.52%	0.99%
Pavilion and picnic area rentals	0.68%	1.09%	3.32%	5.77%
Tennis courts	0.54%	0.82%	0.83%	1.69%
Ice skating rinks	0.41%	0.82%	1.38%	1.55%
Basketball courts (full and half)	0.41%	0.14%	0.41%	1.41%
Indoor sports complex	0.27%	1.09%	0.83%	1.27%
NONE	0.27%	0.41%	0.41%	0.70%
Wading pools	0.14%	0.27%	0.83%	0.85%
Sand volleyball courts	0.00%	0.27%	0.69%	0.56%

Q4 results

**5) If you had a budget of \$100 for improving the Milwaukee County Parks system how would you allocate the funding among the categories listed below? [Please be sure that your allocation adds up to \$100.]**

The chart below shows the average dollar from respondents for each categories. “Maintaining” received the highest dollar amount from respondents (\$60) followed by “improve” (\$29) and “expand/new” (\$20).



Q5 results

**6) Please check ALL the ways you learn about Milwaukee County Parks trails, parks, facilities, and services.**

Information sources used the most by respondents to learn about Milwaukee County Parks - trails, parks, facilities and services are from friends and neighbors (79%), County Parks Website (73%), and word-of-mouth (70%). Least used information sources are twitter, billboards, and County Parks e-mail bulletins.

Information Sources	
From friends and neighbors	79.37%
County Parks Website	72.88%
Word-of-Mouth	70.11%
Newspaper articles	49.87%
Facebook	39.68%
Friends of Parks Groups	38.23%
Park Kiosks	34.13%
Radio	31.08%
Brochures	28.17%
Banner Signs	28.04%
Flyers	22.22%
Television	21.83%
E-mail blasts	17.59%
County Parks e-mail bulletins	14.55%
Billboards	9.39%
Twitter	5.29%

*Q6 results*

**7) Which THREE of the ways to learn about Milwaukee County Parks trails, parks, facilities and services listed above do you use the most often?**

Top three information sources used the most often for 1st choice for respondents are County Parks Website (28%), from friends and neighbors (21%), and Facebook (11%). County Parks Website and conversations from friends and neighbors were the top information sources across all three choices.

<b>Top Most Often Used Information Sources</b>	<b>1st Choice</b>	<b>2nd Choice</b>	<b>3rd Choice</b>
County Parks Website	<b>27.79%</b>	<b>12.55%</b>	<b>10.80%</b>
From friends and neighbors	<b>21.18%</b>	<b>18.26%</b>	<b>13.17%</b>
Facebook	<b>11.00%</b>	7.70%	9.32%
Word-of-Mouth	9.49%	<b>15.83%</b>	<b>15.09%</b>
Newspaper articles	6.88%	9.70%	9.02%
Friends of Parks Groups	6.19%	6.28%	9.32%
Radio	3.58%	5.56%	4.73%
Television	3.30%	3.28%	4.29%
E-mail blasts	2.20%	2.43%	2.81%
Banner Signs	1.79%	3.85%	4.14%
Park Kiosks	1.79%	5.42%	6.66%
Brochures	1.65%	3.28%	3.40%
County Parks e-mail bulletins	1.24%	2.43%	2.22%
Twitter	1.10%	1.28%	0.89%
Flyers	0.55%	1.57%	3.11%
Billboards	0.28%	0.57%	1.04%

*Q7 results*

**8) Please CHECK ALL the reasons that prevent you or other members of your household from using parks and recreation facilities or services of Milwaukee County Parks more often.**

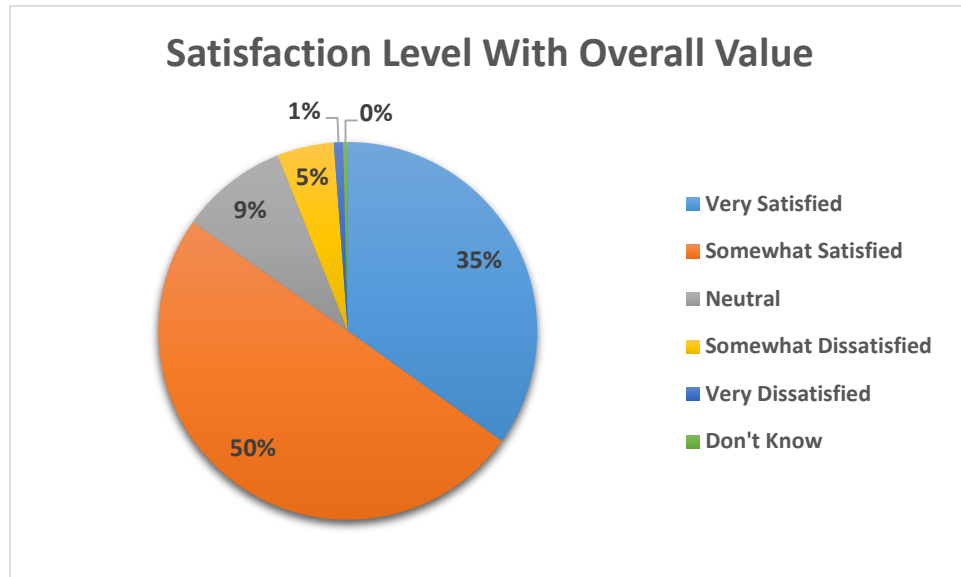
Top reasons for respondents not using parks and recreation facilities or service of Milwaukee County Parks more often are facilities are not well maintained (36%), I do not know what is being offered (33%), restrooms are not well maintained (31%), and too far from our residence (27%).

Reasons for not using facilities or services	
Facilities are not well maintained	36.07%
I do not know what is being offered	32.79%
Restrooms are not well maintained	30.74%
Too far from our residence	26.64%
None	18.17%
Security is insufficient	17.21%
Facility not offered	15.16%
I do not know locations of facilities	12.30%
Use facilities of other communities/agencies or private businesses	11.61%
Use programs of other communities/agencies or private businesses	11.20%
Fees are too high	10.66%
Program times are not convenient	9.84%
Facilities lack the right equipment	9.15%
Facility operating hours not convenient	7.79%
Lack of quality programs	7.65%
No public transportation to site	6.42%
Not interested	4.37%
Poor customer service by staff	4.10%
Not accessible for people with disabilities	2.60%

Q8 results

**9) Please rate your satisfaction with the overall value your household receives from Milwaukee County Parks.**

Eight-five percent (85%) of respondents are either very satisfied (35%) or somewhat satisfied (50%) with the overall value their household is receiving from Milwaukee County Parks.



*Q9 results*

**10) A. Please indicate if YOU or any member of your HOUSEHOLD has a need for each of the recreation PROGRAMS listed below (regardless of the provider) by selecting the YES or NO.**

Top programs that respondents have a need for are a Farmers' Market (86%), special events (76%), nature/ environmental programs (73%), and beer gardens (73%).

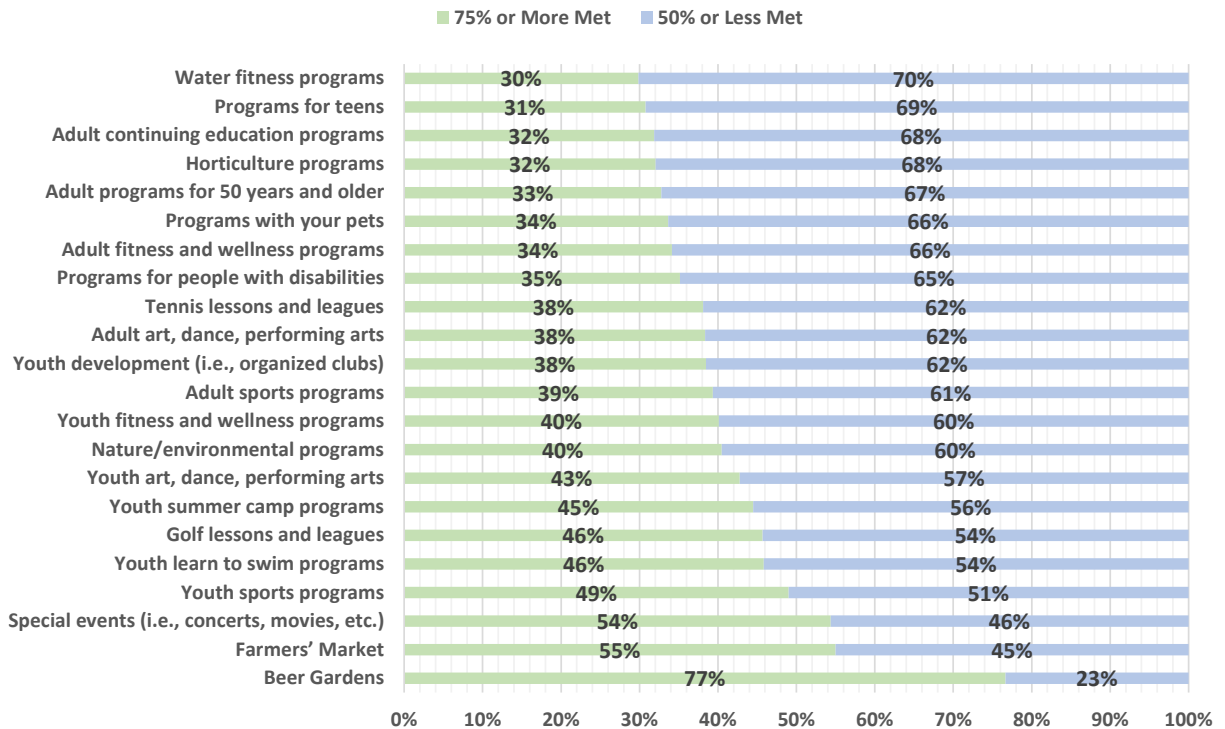
**B. If you or others have a need, please indicate how well your needs for the item are being met by selecting:100% (Fully Met) 75% 50% 25% 0% (Not Met).**

Top programs not being met (50% or less) for respondents are water fitness programs, programs for teens, adult continuing education programs, horticulture programs, and adult programs for 50 years and older.

Do you have a need for this program?	Yes
Farmers' Market	↑ 86.07%
Special events (i.e., concerts, movies, etc.)	↑ 75.74%
Nature/environmental programs	↑ 73.14%
Beer Gardens	↑ 72.95%
Adult fitness and wellness programs	→ 59.97%
Horticulture programs	→ 54.05%
Adult continuing education programs	→ 46.14%
Adult programs for 50 years and older	→ 38.58%
Adult sports programs	↓ 34.48%
Water fitness programs	↓ 30.84%
Programs with your pets	↓ 29.97%
Adult art, dance, performing arts	↓ 28.29%
Youth sports programs	↓ 27.89%
Youth learn to swim programs	↓ 27.65%
Youth summer camp programs	↓ 23.22%
Youth fitness and wellness programs	↓ 21.08%
Programs for teens	↓ 20.36%
Golf lessons and leagues	↓ 19.58%
Youth art, dance, performing arts	↓ 19.21%
Youth development (i.e., organized clubs)	↓ 19.18%
Tennis lessons and leagues	↓ 17.02%
Programs for people with disabilities	↓ 13.60%

Q10a results

## HOW WELL YOUR PROGRAM NEEDS ARE BEING MET



Q10b results



### 11) Which **FOUR** of the **PROGRAMS** from the list in Question #10 are most important to your household?

Top three programs for 1st choice for respondents are a farmers' market (18%), nature/ environmental programs (16%), and beer gardens (15%).

Program Importance	1st Choice	2nd Choice	3rd Choice	4th Choice
Farmers' Market	<b>17.55%</b>	<b>21.09%</b>	<b>14.33%</b>	8.57%
Nature/environmental programs	<b>16.19%</b>	8.84%	<b>12.21%</b>	<b>12.50%</b>
Beer Gardens	<b>14.83%</b>	<b>13.49%</b>	9.12%	<b>12.86%</b>
Adult fitness and wellness programs	6.20%	4.81%	6.19%	6.96%
Special events (i.e., concerts, movies, etc.)	6.05%	<b>10.39%</b>	<b>17.26%</b>	<b>12.50%</b>
Youth sports programs	5.75%	3.57%	2.28%	2.32%
Youth summer camp programs	4.84%	2.48%	1.95%	2.50%
Adult programs for 50 years and older	4.54%	3.26%	3.91%	2.68%
Golf lessons and leagues	2.87%	0.78%	1.79%	1.96%
Programs with your pets	2.87%	4.19%	3.91%	5.18%
Water fitness programs	2.72%	1.86%	2.44%	2.32%
Youth learn to swim programs	2.57%	2.48%	2.61%	2.14%
Adult continuing education programs	1.97%	4.19%	4.40%	4.29%
Programs for people with disabilities	1.82%	1.09%	0.65%	1.61%
Adult sports programs	1.66%	1.86%	1.47%	2.32%
Horticulture programs	1.66%	5.74%	5.37%	8.04%
Programs for teens	1.51%	1.71%	2.12%	1.43%
Youth art, dance, performing arts	1.06%	1.40%	0.65%	2.50%
Adult art, dance, performing arts	0.91%	1.71%	2.28%	2.14%
Youth fitness and wellness programs	0.76%	2.17%	1.95%	1.07%
Tennis lessons and leagues	0.61%	1.40%	0.65%	0.89%
Youth development (i.e., organized clubs)	0.61%	1.09%	1.30%	1.43%
None	0.45%	0.47%	1.14%	1.79%

Q11 results

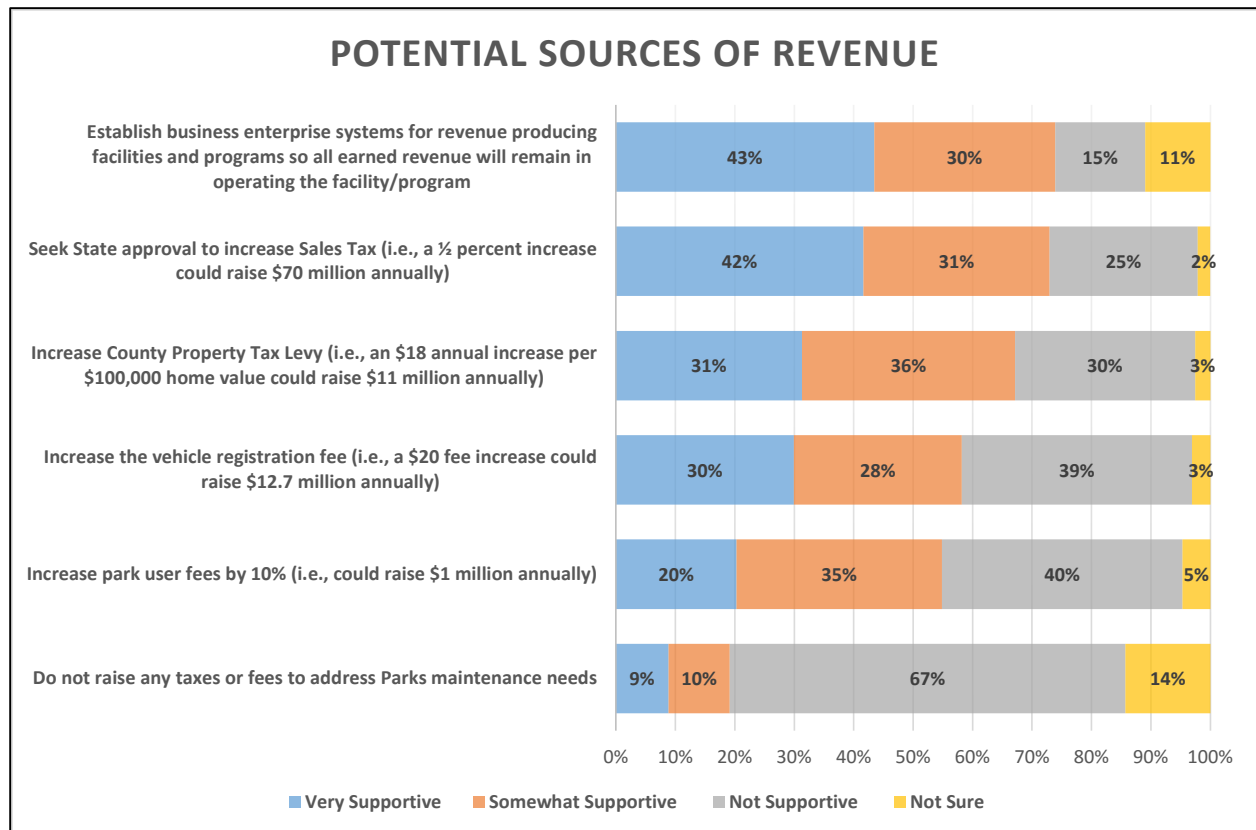
**12) The following are potential sources of tax and fee revenues to help pay for deferred maintenance and repair issues in Milwaukee County parks. Please indicate how supportive you are of each potential source of revenue to help fund deferred parks maintenance and repairs.**

Top supporting potential sources of revenue to help fund deferred parks maintenance and repairs are:

- Establish business enterprise systems for revenue producing facilities and programs so all earned revenue will remain in operating the facility/program
- Seek State approval to increase Sales Tax

Least supportive potential sources of revenue are:

- Do not raise any taxes or fees to address Parks maintenance needs
- Increase park user fees by 10%



Q12 results

**13) Which THREE of the potential source of tax and fee revenues listed in Question #12 would you most support to help pay for deferred maintenance and repair costs for Milwaukee County parks?**

Top potential sources of revenue for 1st choice for respondents are:

- Seek State approval to increase Sales Tax (i.e., a ½ percent increase could raise \$70 million annually)
- Establish business enterprise systems for revenue producing facilities and programs so all earned revenue will remain in operating the facility/program

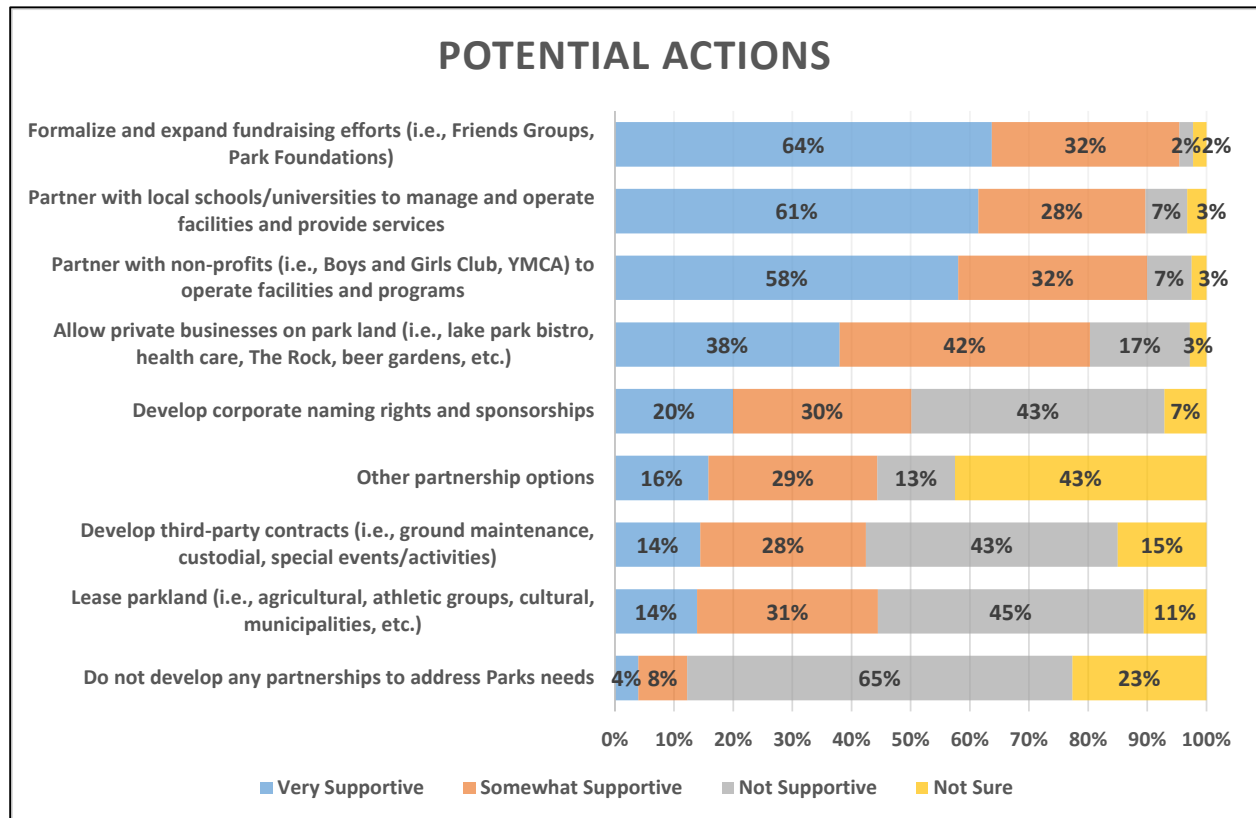
Potential Sources of Revenue Importance	1st Choice	2nd Choice	3rd Choice
Seek State approval to increase Sales Tax (i.e., a ½ percent increase could raise \$70 million annually)	<b>28.97%</b>	<b>24.49%</b>	13.47%
Establish business enterprise systems for revenue producing facilities and programs so all earned revenue will remain in operating the facility/program	<b>26.30%</b>	16.11%	<b>21.24%</b>
Increase the vehicle registration fee (i.e., a \$20 fee increase could raise \$12.7 million annually)	17.68%	15.17%	19.69%
Increase County Property Tax Levy (i.e., an \$18 annual increase per \$100,000 home value could raise \$11 million annually)	14.41%	<b>23.38%</b>	<b>23.66%</b>
Increase park user fees by 10% (i.e., could raise \$1 million annually)	9.06%	16.59%	16.23%
Do not raise any taxes or fees to address Parks maintenance needs	3.57%	4.27%	5.70%

*Q13 results*

**14) The following are potential actions that could be taken to support the park system's operations, maintenance, and improvement of facilities through partnerships and sponsorships. Please indicate how supportive you are of each action.**

Top three actions most supportive by respondents are:

- Formalize and expand fundraising efforts (i.e., Friends Groups, Park Foundations)
- Partner with local schools/universities to manage and operate facilities and provide services
- Partner with non-profits (i.e., Boys and Girls Club, YMCA) to operate facilities and programs



Q14 results

**15) Which THREE of the potential actions to support the system's operations and financing listed in Question #14 would you most support to help pay for deferred maintenance and repair costs for Milwaukee County parks?**

Top potential actions for 1st choice for respondents are:

- Partner with local schools/universities to manage and operate facilities and provide services
- Allow private businesses on park land (i.e., lake park bistro, health care, The Rock, beer gardens, etc.)
- Formalize and expand fundraising efforts (i.e., Friends Groups, Park Foundations)

Formalize and expand fundraising efforts was a top choice among all three choices.

Potential Actions Importance	1st Choice	2nd Choice	3rd Choice
Partner with local schools/universities to manage and operate facilities and provide services	31.60%	30.87%	13.18%
Allow private businesses on park land (i.e., lake park bistro, health care, The Rock, beer gardens, etc.)	28.40%	8.19%	16.31%
Formalize and expand fundraising efforts (i.e., Friends Groups, Park Foundations)	21.07%	13.86%	22.90%
Partner with non-profits (i.e., Boys and Girls Club, YMCA) to operate facilities and programs	10.69%	32.13%	22.24%
Develop corporate naming rights and sponsorships	3.97%	6.61%	6.92%
Develop third-party contracts (i.e., ground maintenance, custodial, special events/activities)	2.14%	2.99%	5.77%
Lease parkland (i.e., agricultural, athletic groups, cultural, municipalities, etc.)	1.22%	3.46%	5.93%
Do not develop any partnerships to address Parks needs	0.46%	0.31%	1.15%
None	0.31%	0.47%	1.81%
Other partnership options	0.15%	1.10%	3.79%

*Q15 results*

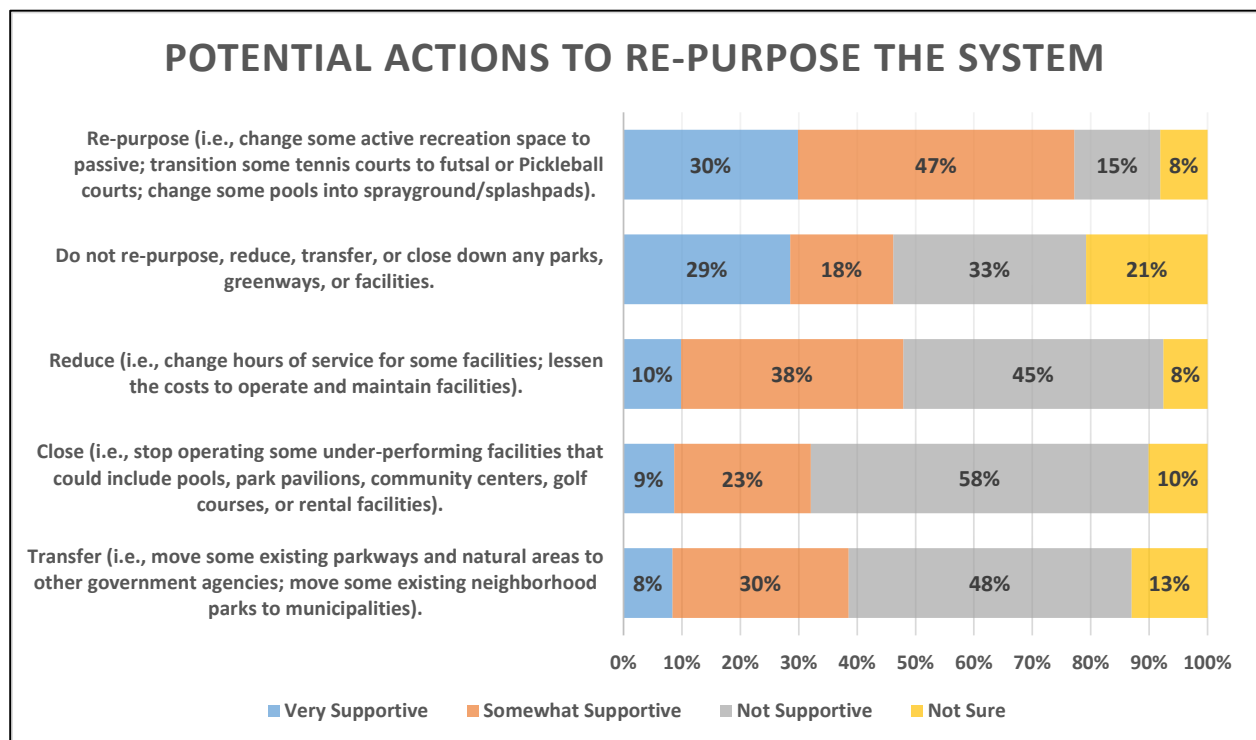
**16) The following are potential actions that could be taken to re-purpose the current park system's services/facilities to match current available funding. Please indicate how supportive you are of each action.**

Top two potential actions most supportive by respondents are:

- Re-purpose (i.e., change some active recreation space to passive; transition some tennis courts to futsal or Pickleball courts; change some pools into sprayground/splash pads)
- Do not re-purpose, reduce, transfer, or close down any parks, greenways, or facilities

Least supportive actions by respondents are:

- Transfer (i.e., move some existing parkways and natural areas to other government agencies; move some existing neighborhood parks to municipalities).
- Close (i.e., stop operating some under-performing facilities that could include pools, park pavilions, community centers, golf courses, or rental facilities).



Q16 results

**17) Which THREE of the potential actions to re-purpose services/ facilities of the Milwaukee County parks system to match current available funding listed in Question #16 would you most support?**

Top potential actions for 1st choice for respondents are:

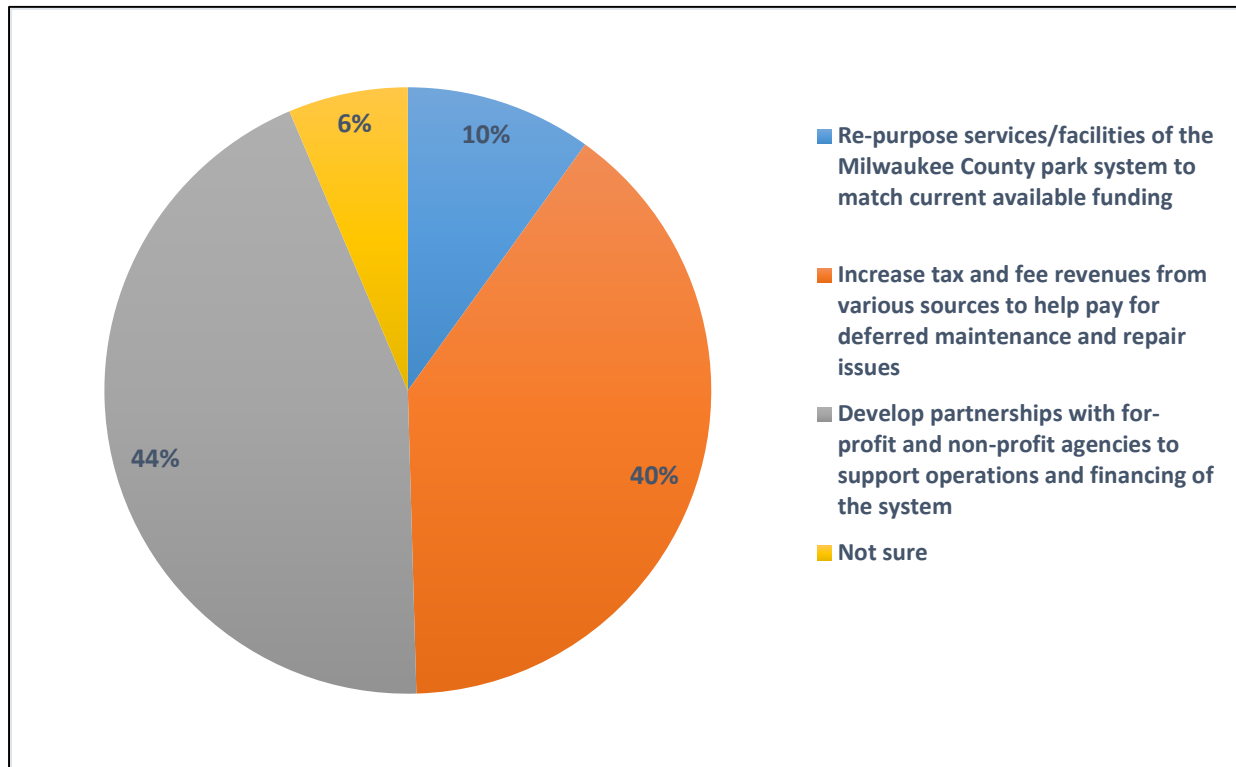
- Re-purpose (i.e., change some active recreation space to passive; transition some tennis courts to futsal or pickleball courts; change some pools into sprayground/splash pads)
- Do not re-purpose, reduce, transfer, or close down any parks, greenways, or facilities

Potential Actions To Re-purpose The System Importance	1st Choice	2nd Choice	3rd Choice	4th Choice
Re-purpose (i.e., change some active recreation space to passive; transition some tennis courts to futsal or Pickleball courts; change some pools into sprayground/splashpads).	<b>55.16%</b>	18.81%	8.90%	5.00%
Do not re-purpose, reduce, transfer, or close down any parks, greenways, or facilities.	<b>21.60%</b>	9.98%	11.71%	12.81%
Transfer (i.e., move some existing parkways and natural areas to other government agencies; move some existing neighborhood parks to municipalities).	7.86%	<b>21.31%</b>	<b>22.01%</b>	13.44%
Reduce (i.e., change hours of service for some facilities; lessen the costs to operate and maintain facilities).	6.87%	<b>33.78%</b>	<b>23.19%</b>	10.00%
Close (i.e., stop operating some under-performing facilities that could include pools, park pavilions, community centers, golf courses, or rental facilities).	6.38%	9.40%	17.56%	<b>24.06%</b>
None	2.13%	6.72%	16.63%	<b>34.69%</b>

Q17 results

**18) Listed below are three types of actions milwaukee county could take to resolve unfunded deferred maintenance and repair issues for existing outdoor and indoor parks, trails, and other related cultural and recreation facilities, as previously described. Please indicate the one action that you most prefer.**

Forty-four percent (44%) of respondents are most supportive for developing partnerships with for-profit and non-profit agencies to support operations and financing of the system followed by Increase tax and fee revenues from various sources to help pay for deferred maintenance and repair issues (40%).



Q18 results



19) Counting yourself, how many people are in your household?

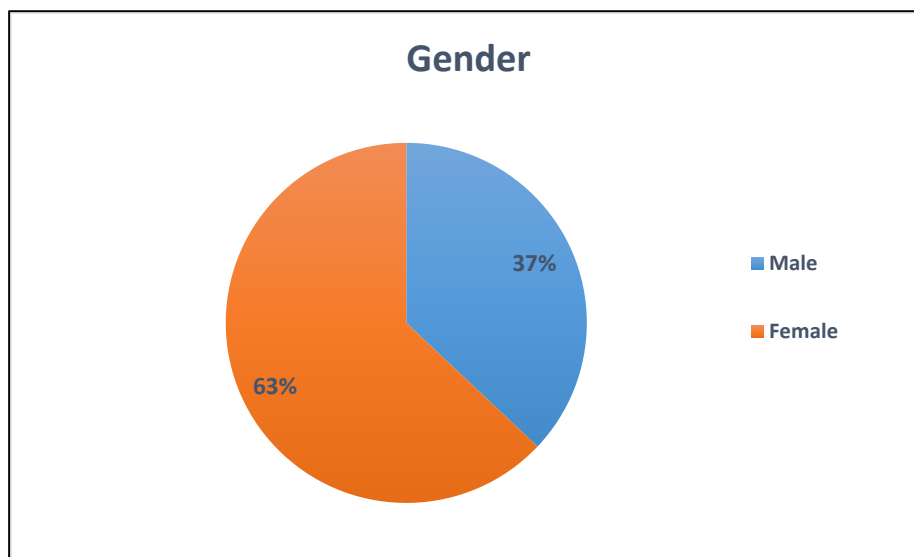
20) What is your age?

21) How many years have you lived in Milwaukee County?

Age Segments	1	2	3	4	5	6
Under age 5	66.34%	26.73%	4.95%	0.00%	0.99%	0.99%
Ages 5-9	62.20%	36.59%	1.22%	0.00%	0.00%	0.00%
Ages 10-14	76.47%	20.59%	1.47%	1.47%	0.00%	0.00%
Ages 15-19	80.56%	15.28%	4.17%	0.00%	0.00%	0.00%
Ages 20-24	74.55%	21.82%	1.82%	0.00%	1.82%	0.00%
Ages 25-34	49.68%	45.22%	5.10%	0.00%	0.00%	0.00%
Ages 35-44	48.13%	51.34%	0.53%	0.00%	0.00%	0.00%
Ages 45-54	63.01%	36.99%	0.00%	0.00%	0.00%	0.00%
Ages 55-64	53.80%	45.65%	0.54%	0.00%	0.00%	0.00%
Ages 65-74	56.88%	43.12%	0.00%	0.00%	0.00%	0.00%
Ages 75+	62.50%	37.50%	0.00%	0.00%	0.00%	0.00%

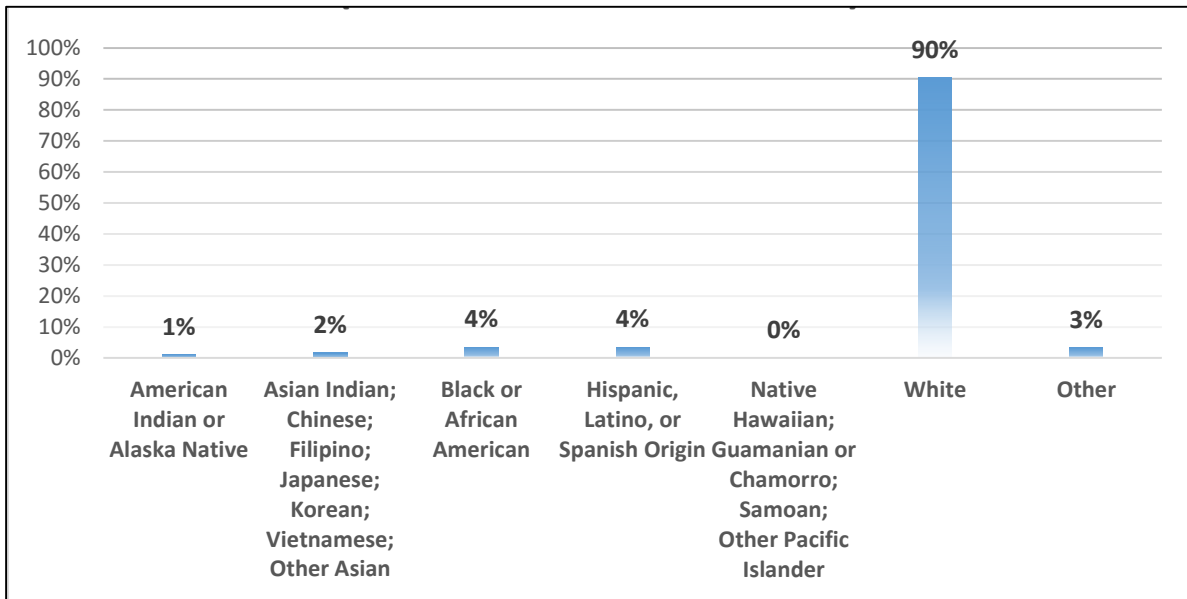
Q19-21 results

22) What is your gender?



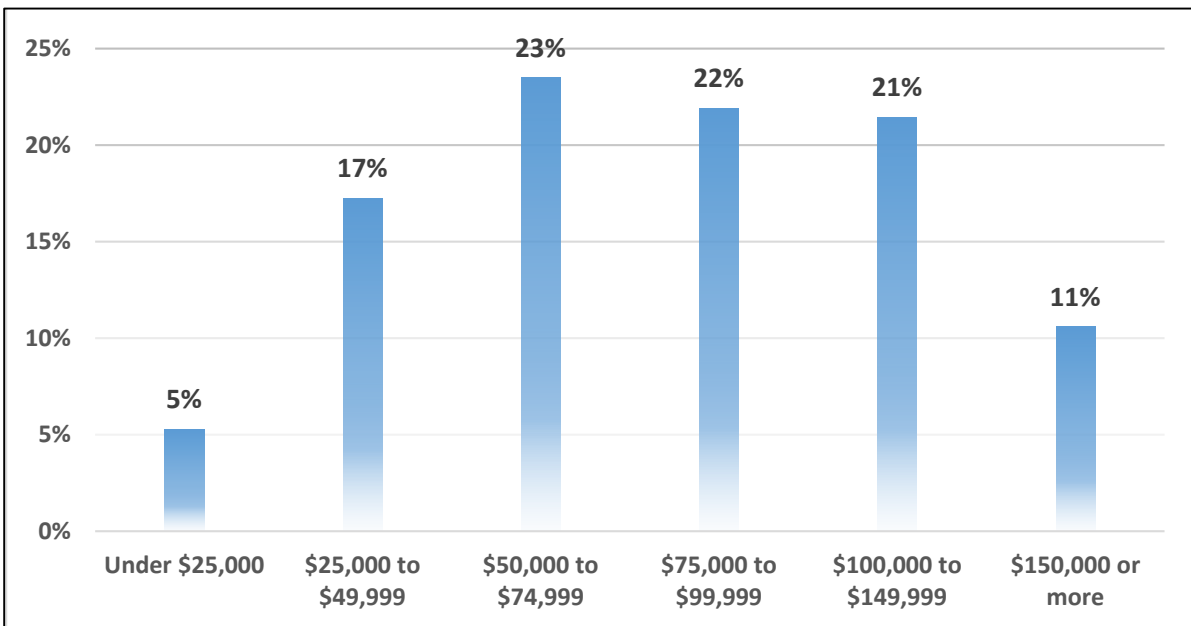
Q22 results

**23) Which of the following best describes your race/ethnicity?**



Q23 results

**24) What is your annual household income?**



Q24 results

## ONLINE SURVEY INSTRUMENT

MILWAUKEE COUNTY

**PARKS** WITH **PURPOSE**

PARKS MASTER PLANNING

**Milwaukee County, WI 10-Year Parks System Master Plan**

COMMUNITY INPUT  
SURVEY

Milwaukee County Parks would like your input to help determine parks, trails, and park and recreation priorities for our County. Today's Milwaukee County Parks system has evolved over the years, spanning parts of three centuries during its acquisition and development. The County Parks system began with the creation of the Milwaukee County Park Commission in 1907. The Department's mission statement is, "To sustain the legacy of our world-class park system by managing and conserving natural, cultural, and recreational resources for the benefit of the community." As such, the Department is undertaking a Master Planning process and public engagement is vital to this process. With over 150 parks and parkways, it is critical for the Department to identify current and future community needs.

This survey will take 20-25 minutes to complete. Please note, a similar survey was also mailed to a random selection of individuals within Milwaukee County during August. The results of this survey will be used in combination with all other information gathered during the public engagement process. We greatly appreciate your time.

1. The Milwaukee County Park System consists of 158 parks and parkways, totaling over 15,000 acres. Milwaukee County Parks, as well as other municipalities, schools, and non-profit organizations provide parks and recreation services throughout Milwaukee County. From the statements below, please indicate how much you agree that it is important for Milwaukee County Parks to provide this service by circling the corresponding number to the right of the service.

"I think it is important for Milwaukee County Parks to..."

	<b>Strongly Agree</b>	<b>Agree</b>	<b>Neutral</b>	<b>Disagree</b>	<b>Strongly Disagree</b>	<b>Not Sure</b>
Provide large regional parks that serve residents throughout the county with a variety of experiences such as trails, boating, picnicking, etc. such as Whitnall, Washington, and Brown Deer.	<input type="radio"/>	<input type="radio"/>	<input type="radio"/>	<input type="radio"/>	<input type="radio"/>	<input type="radio"/>
Provide community parks such as Doctors, Doyne, and Kosciuszko.	<input type="radio"/>	<input type="radio"/>	<input type="radio"/>	<input type="radio"/>	<input type="radio"/>	<input type="radio"/>
Provide small neighborhood parks such as Smith, Moody, Copernicus, etc.	<input type="radio"/>	<input type="radio"/>	<input type="radio"/>	<input type="radio"/>	<input type="radio"/>	<input type="radio"/>
Provide greenways and trails throughout the system.	<input type="radio"/>	<input type="radio"/>	<input type="radio"/>	<input type="radio"/>	<input type="radio"/>	<input type="radio"/>
Preserve open space and the environment	<input type="radio"/>	<input type="radio"/>	<input type="radio"/>	<input type="radio"/>	<input type="radio"/>	<input type="radio"/>
Provide education programs (environment/life-long skills/conservation)	<input type="radio"/>	<input type="radio"/>	<input type="radio"/>	<input type="radio"/>	<input type="radio"/>	<input type="radio"/>
Manage storm water run-off through detention ponds, flood mitigation, green infrastructure such as rain gardens and bioswales	<input type="radio"/>	<input type="radio"/>	<input type="radio"/>	<input type="radio"/>	<input type="radio"/>	<input type="radio"/>
Provide outdoor youth and adult sports fields for baseball, softball, soccer, football, cricket, etc.	<input type="radio"/>	<input type="radio"/>	<input type="radio"/>	<input type="radio"/>	<input type="radio"/>	<input type="radio"/>
Provide youth and adult recreation programs/special events	<input type="radio"/>	<input type="radio"/>	<input type="radio"/>	<input type="radio"/>	<input type="radio"/>	<input type="radio"/>
Provide walking, hiking, biking and nature trails	<input type="radio"/>	<input type="radio"/>	<input type="radio"/>	<input type="radio"/>	<input type="radio"/>	<input type="radio"/>
Provide parkways that tie the park system together into a recreational and natural resource network	<input type="radio"/>	<input type="radio"/>	<input type="radio"/>	<input type="radio"/>	<input type="radio"/>	<input type="radio"/>

	Strongly Agree	Agree	Neutral	Disagree	Strongly Disagree	Not Sure
Provide natural areas, including forests, prairies, marshes, lagoons, grassland, etc. such as Melody View Preserve or Falk.	<input type="radio"/>	<input type="radio"/>	<input type="radio"/>	<input type="radio"/>	<input type="radio"/>	<input type="radio"/>
Provide nature centers (Wehr Nature Center)	<input type="radio"/>	<input type="radio"/>	<input type="radio"/>	<input type="radio"/>	<input type="radio"/>	<input type="radio"/>
Provide formal gardens (Botanical, Horticultural Conservatory - Boerner, The Domes)	<input type="radio"/>	<input type="radio"/>	<input type="radio"/>	<input type="radio"/>	<input type="radio"/>	<input type="radio"/>
Provide large lake front parks and beach areas, with facilities for boating, fishing, and marinas	<input type="radio"/>	<input type="radio"/>	<input type="radio"/>	<input type="radio"/>	<input type="radio"/>	<input type="radio"/>
Provide indoor sports and recreation facilities (community centers, indoor pools, indoor sports fields and courts)	<input type="radio"/>	<input type="radio"/>	<input type="radio"/>	<input type="radio"/>	<input type="radio"/>	<input type="radio"/>
Provide outdoor neighborhood swimming pools, splash pads, etc.	<input type="radio"/>	<input type="radio"/>	<input type="radio"/>	<input type="radio"/>	<input type="radio"/>	<input type="radio"/>
Provide golf courses	<input type="radio"/>	<input type="radio"/>	<input type="radio"/>	<input type="radio"/>	<input type="radio"/>	<input type="radio"/>
Other (please specify) <input type="text"/>						
<b>2. Which THREE of the statements from the list in Question #1 are the MOST IMPORTANT services/facilities for <u>Milwaukee County Parks</u> to provide for you and members of your household?</b>						
<b>Importance</b>						
1st	<input type="text"/>					
2nd	<input type="text"/>					
3rd	<input type="text"/>					



## Milwaukee County, WI 10-Year Parks System Master Plan

### COMMUNITY INPUT SURVEY

**3. Please indicate if YOU or any member of your HOUSEHOLD has a need for each of the parks and recreational FACILITIES listed below (regardless of the provider) by selecting YES or NO.**

**If you or others have a need, please indicate how well your needs for the item are being met.**

	Is there a need?	How well are your needs being met? (100% to 0%)
Walking/hiking/cycling trails (hard surface)	<input type="text"/>	<input type="text"/>
Walking/hiking/cycling trails (soft-surface)	<input type="text"/>	<input type="text"/>
Mountain bike trails	<input type="text"/>	<input type="text"/>
Community centers	<input type="text"/>	<input type="text"/>
Diamond fields (baseball, softball, etc.)	<input type="text"/>	<input type="text"/>
Rectangular fields (football, soccer, etc.)	<input type="text"/>	<input type="text"/>
Skate park	<input type="text"/>	<input type="text"/>
Small neighborhood parks	<input type="text"/>	<input type="text"/>
Large regional parks	<input type="text"/>	<input type="text"/>
Dog parks	<input type="text"/>	<input type="text"/>
Splashpads and spraygrounds	<input type="text"/>	<input type="text"/>
Marinas and boat launches	<input type="text"/>	<input type="text"/>

	Is there a need?	How well are your needs being met? (100% to 0%)
Swimming beaches	<input type="text"/>	<input type="text"/>
Playgrounds	<input type="text"/>	<input type="text"/>
Golf courses	<input type="text"/>	<input type="text"/>
Natural areas	<input type="text"/>	<input type="text"/>
Outdoor water parks	<input type="text"/>	<input type="text"/>
Indoor pools	<input type="text"/>	<input type="text"/>
Neighborhood outdoor swimming pools	<input type="text"/>	<input type="text"/>
Wading pools	<input type="text"/>	<input type="text"/>
Botanical gardens (the Domes, Boerner)	<input type="text"/>	<input type="text"/>
Tennis courts	<input type="text"/>	<input type="text"/>
Disc golf courses	<input type="text"/>	<input type="text"/>
Sand volleyball courts	<input type="text"/>	<input type="text"/>
Pavilion and picnic area rentals	<input type="text"/>	<input type="text"/>
Ice skating rinks	<input type="text"/>	<input type="text"/>
Cross-country skiing trails	<input type="text"/>	<input type="text"/>
Basketball courts (full and half)	<input type="text"/>	<input type="text"/>
Indoor sports complex	<input type="text"/>	<input type="text"/>
Community gardens	<input type="text"/>	<input type="text"/>
Other (please specify)		
<input type="text"/>		
<b>4. Which FOUR of the parks and recreation FACILITIES from the list in Question #3 are most important for <u>Milwaukee County Parks</u> to provide to your household?</b>		
Facility Importance		
1st	<input type="text"/>	
2nd	<input type="text"/>	
3rd	<input type="text"/>	
4th	<input type="text"/>	

**5. If you had a budget of \$100 for improving the Milwaukee County Parks system how would you allocate the funding among the categories listed below? [Please be sure that your allocation adds up to \$100.]**

**Maintain.** Address infrastructure needs of current parks, trails, pools, golf courses, etc. Build and maintain greenways and trails.

**Improve.** Enhance current golf courses, water-based facilities, community centers, sports fields, etc.

**Expand / New.** Develop new facilities. Acquire additional parkland.



MILWAUKEE COUNTY  
**PARKS WITH PURPOSE**  
PARKS MASTER PLANNING

## Milwaukee County, WI 10-Year Parks System Master Plan

COMMUNITY INPUT SURVEY

**6. Please check ALL the ways you learn about Milwaukee County Parks trails, parks, facilities, and services.**

<input type="checkbox"/> County Parks Website	<input type="checkbox"/> Brochures
<input type="checkbox"/> From friends and neighbors	<input type="checkbox"/> Flyers
<input type="checkbox"/> Newspaper articles	<input type="checkbox"/> Park Kiosks
<input type="checkbox"/> Radio	<input type="checkbox"/> County Parks e-mail bulletins
<input type="checkbox"/> Television	<input type="checkbox"/> Word-of-Mouth
<input type="checkbox"/> Banner Signs	<input type="checkbox"/> Friends of Parks Groups
<input type="checkbox"/> E-mail blasts	<input type="checkbox"/> Facebook
<input type="checkbox"/> Billboards	<input type="checkbox"/> Twitter

Other (please specify)

**7. Which THREE of the ways to learn about Milwaukee County Parks trails, parks, facilities and services listed above do you use the most often?**

	Importance	
1st	<input style="width: 100px;" type="text"/>	
2nd	<input style="width: 100px;" type="text"/>	
3rd	<input style="width: 100px;" type="text"/>	

**8. Please CHECK ALL the reasons that prevent you or other members of your household from using parks and recreation facilities or services of Milwaukee County Parks more often.**

- |  |  |  |
|--|--|--|
| <input type="checkbox"/> Facilities are not well maintained  | <input type="checkbox"/> Restrooms are not well maintained     | <input type="checkbox"/> Use programs of other communities/agencies  |
| <input type="checkbox"/> Facility not offered                | <input type="checkbox"/> Program times are not convenient      | <input type="checkbox"/> Not accessible for people with disabilities |
| <input type="checkbox"/> Facilities lack the right equipment | <input type="checkbox"/> Use other local community facilities  | <input type="checkbox"/> I do not know what is being offered         |
| <input type="checkbox"/> Security is insufficient            | <input type="checkbox"/> Fees are too high                     | <input type="checkbox"/> Facility operating hours not convenient     |
| <input type="checkbox"/> Lack of quality programs            | <input type="checkbox"/> Poor customer service by staff        | <input type="checkbox"/> No public transportation to site            |
| <input type="checkbox"/> Too far from our residence          | <input type="checkbox"/> I do not know locations of facilities | <input type="checkbox"/> None  |

Other (please specify)

**9. Please rate your satisfaction with the overall value your household receives from Milwaukee County Parks.**

- ☐ Very Satisfied  
☐ Somewhat Satisfied  
☐ Neutral  
☐ Somewhat Dissatisfied  
☐ Very Dissatisfied  
☐ Don't Know



## Milwaukee County, WI 10-Year Parks System Master Plan

### COMMUNITY INPUT SURVEY

**10. Please indicate if YOU or any member of your HOUSEHOLD has a need for each of the recreation PROGRAMS listed below (regardless of the provider) by selecting the YES or NO.**

**If you or others have a need, please indicate how well your needs for the item are being met.**

	Is there a need?	How well are your needs being met? (100% to 0%)
Youth summer camp programs	<input type="text"/>	<input type="text"/>
Youth sports programs	<input type="text"/>	<input type="text"/>
Youth fitness and wellness programs	<input type="text"/>	<input type="text"/>
Programs for teens	<input type="text"/>	<input type="text"/>
Adult fitness and wellness programs	<input type="text"/>	<input type="text"/>
Adult sports programs	<input type="text"/>	<input type="text"/>
Adult programs for 50 years and older	<input type="text"/>	<input type="text"/>
Adult continuing education programs	<input type="text"/>	<input type="text"/>
Programs for people with disabilities	<input type="text"/>	<input type="text"/>
Water fitness programs	<input type="text"/>	<input type="text"/>
Youth learn to swim programs	<input type="text"/>	<input type="text"/>

	Is there a need?	How well are your needs being met? (100% to 0%)
Tennis lessons and leagues	<input type="text"/>	<input type="text"/>
Youth art, dance, performing arts	<input type="text"/>	<input type="text"/>
Adult art, dance, performing arts	<input type="text"/>	<input type="text"/>
Youth development (i.e., organized clubs)	<input type="text"/>	<input type="text"/>
Golf lessons and leagues	<input type="text"/>	<input type="text"/>
Beer Gardens	<input type="text"/>	<input type="text"/>
Farmers' Market	<input type="text"/>	<input type="text"/>
Programs with your pets	<input type="text"/>	<input type="text"/>
Special events (i.e., concerts, movies, etc.)	<input type="text"/>	<input type="text"/>
Nature/environmental programs	<input type="text"/>	<input type="text"/>
Horticulture programs	<input type="text"/>	<input type="text"/>
Other (please specify)		
<input type="text"/>		
<b>11. Which FOUR of the PROGRAMS from the list in Question #10 are most important to your household?</b>		
<b>Program Importance</b>		
1st	<input type="text"/>	<input type="text"/>
2nd	<input type="text"/>	<input type="text"/>
3rd	<input type="text"/>	<input type="text"/>
4th	<input type="text"/>	<input type="text"/>



## Milwaukee County, WI 10-Year Parks System Master Plan

### COMMUNITY INPUT SURVEY

The annual budget for Milwaukee County Parks cannot cover all the maintenance needs of the Parks System. A [Milwaukee County Audit report](#), released in December 2009, presented a comprehensive look into the Department's infrastructure needs. The report determined deferred maintenance costs of at least \$200 million overwhelms available resources and is rising. The report goes on to say, "Addressing this issue will require the County to make tough decisions concerning the direction of the Parks System as a whole."

Three potential types of actions have been identified to resolve the deferred maintenance and repair issues, those being: 1) increase tax and fee revenues from various sources to help pay for deferred maintenance and repair issues; 2) develop partnerships with for-profit and non-profit agencies to support operations and financing of the system; and 3) re-purpose services/facilities of the Milwaukee County park system to match current available funding. Knowing this, please answer the following questions and then indicate your support for the following.



**12. The following are potential sources of tax and fee revenues to help pay for deferred maintenance and repair issues in Milwaukee County parks. Please indicate how supportive you are of each potential source of revenue to help fund deferred parks maintenance and repairs.**

	Very Supportive	Somewhat Supportive	Not Supportive	Not Sure
Increase the vehicle registration fee (i.e., a \$20 fee increase could raise \$20 million annually)	<input type="radio"/>	<input type="radio"/>	<input type="radio"/>	<input type="radio"/>
Seek State approval to increase Sales Tax (i.e., a ½ percent increase could raise \$70 million annually)	<input type="radio"/>	<input type="radio"/>	<input type="radio"/>	<input type="radio"/>
Increase County Property Tax Levy (i.e., an \$18 fee per \$100,000 home value increase could raise \$10 million annually)	<input type="radio"/>	<input type="radio"/>	<input type="radio"/>	<input type="radio"/>
Increase park user fees by 10% (i.e., could raise \$1 million annually)	<input type="radio"/>	<input type="radio"/>	<input type="radio"/>	<input type="radio"/>
Establish business enterprise systems for revenue producing facilities and programs so all earned revenue will remain in operating the facility/program	<input type="radio"/>	<input type="radio"/>	<input type="radio"/>	<input type="radio"/>
Do not raise any taxes or fees to address Parks maintenance needs	<input type="radio"/>	<input type="radio"/>	<input type="radio"/>	<input type="radio"/>

**Other (please specify)**

**13. Which THREE of the potential source of tax and fee revenues listed in Question #12 would you most support to help pay for deferred maintenance and repair costs for Milwaukee County parks?**

**Most Supported**

1st	<input type="text"/>
2nd	<input type="text"/>
3rd	<input type="text"/>

**14. The following are potential actions that could be taken to support the park system's operations, maintenance, and improvement of facilities through partnerships and sponsorships. Please indicate how supportive you are of each action.**

	Very Supportive	Somewhat Supportive	Not Supportive	Not Sure
Allow private businesses on park land (i.e., lake park bistro, health care, The Rock, beer gardens, etc.)	<input type="radio"/>	<input type="radio"/>	<input type="radio"/>	<input type="radio"/>
Partner with local schools/universities to manage and operate facilities and provide services	<input type="radio"/>	<input type="radio"/>	<input type="radio"/>	<input type="radio"/>
Partner with non-profits (i.e., Boys and Girls Club, YMCA) to operate facilities and programs	<input type="radio"/>	<input type="radio"/>	<input type="radio"/>	<input type="radio"/>
Develop corporate naming rights and sponsorships	<input type="radio"/>	<input type="radio"/>	<input type="radio"/>	<input type="radio"/>
Lease parkland (i.e., agricultural, athletic groups, cultural, municipalities, etc.)	<input type="radio"/>	<input type="radio"/>	<input type="radio"/>	<input type="radio"/>
Formalize and expand fundraising efforts (i.e., Friends Groups, Park Foundations)	<input type="radio"/>	<input type="radio"/>	<input type="radio"/>	<input type="radio"/>
Develop third-party contracts (i.e., ground maintenance, custodial, special events/activities)	<input type="radio"/>	<input type="radio"/>	<input type="radio"/>	<input type="radio"/>
Other partnership options	<input type="radio"/>	<input type="radio"/>	<input type="radio"/>	<input type="radio"/>
Do not develop any partnerships to address Parks needs	<input type="radio"/>	<input type="radio"/>	<input type="radio"/>	<input type="radio"/>

**Other partnership options (please specify)**

**15. Which THREE of the potential actions to support the system's operations and financing listed in Question #14 would you most support to help pay for deferred maintenance and repair costs for Milwaukee County parks?**

Most Supported

1st

2nd

3rd



**16. The following are potential actions that could be taken to re-purpose the current park system's services/facilities to match current available funding. Please indicate how supportive you are of each action, by circling the corresponding number to the right of the potential action.**

	Very Supportive	Somewhat Supportive	Not Supportive	Not Sure
<u>Re-purpose</u> (i.e., change some active recreation space to passive; transition some tennis courts to futsal or Pickleball courts; change some pools into sprayground/splashpads).	<input type="radio"/>	<input type="radio"/>	<input type="radio"/>	<input type="radio"/>
<u>Reduce</u> (i.e., change hours of service for some facilities; lessen the costs to operate and maintain facilities).	<input type="radio"/>	<input type="radio"/>	<input type="radio"/>	<input type="radio"/>
<u>Transfer</u> (i.e., move some existing parkways and natural areas to other government agencies; move some existing neighborhood parks to municipalities).	<input type="radio"/>	<input type="radio"/>	<input type="radio"/>	<input type="radio"/>
<u>Close</u> (i.e., stop operating some under-performing facilities that could include pools, park pavilions, community centers, golf courses, or rental facilities).	<input type="radio"/>	<input type="radio"/>	<input type="radio"/>	<input type="radio"/>
Do not re-purpose, reduce, transfer, or close down any parks, greenways, or facilities.	<input type="radio"/>	<input type="radio"/>	<input type="radio"/>	<input type="radio"/>

**Other (please specify)**

**17. Which THREE of the potential actions to re-purpose services/ facilities of the Milwaukee County parks system to match current available funding listed in Question #16 would you most support?**

	Most Supported
1st	<input type="text"/>
2nd	<input type="text"/>
3rd	<input type="text"/>
4th	<input type="text"/>

**18. Listed below are three types of actions Milwaukee County could take to resolve unfunded deferred maintenance and repair issues for existing outdoor and indoor parks, trails, and other related cultural and recreation facilities, as previously described. Please indicate the ONE action that you most prefer.**

- ☐ Re-purpose services/facilities of the Milwaukee County park system to match current available funding
- ☐ Increase tax and fee revenues from various sources to help pay for deferred maintenance and repair issues
- ☐ Develop partnerships with for-profit and non-profit agencies to support operations and financing of the system
- ☐ Not sure

MILWAUKEE COUNTY  
**PARKS WITH PURPOSE**  
PARKS MASTER PLANNING

## Milwaukee County, WI 10-Year Parks System Master Plan

**DEMOGRAPHICS**

The following questions are for statistical purposes only.

**19. Counting yourself, how many people in your household?**

Specify how many

Under age 5	<input type="text"/>
Ages 5-9	<input type="text"/>
Ages 10-14	<input type="text"/>
Ages 15-19	<input type="text"/>
Ages 20-24	<input type="text"/>
Ages 25-34	<input type="text"/>
Ages 35-44	<input type="text"/>
Ages 45-54	<input type="text"/>
Ages 55-64	<input type="text"/>
Ages 65-74	<input type="text"/>
Ages 75+	<input type="text"/>

**20. What is your age?**

**21. How many years have you lived in the Milwaukee County?**

**22. What is your gender?**

- ☐ Male
- ☐ Female

**23. Which of the following best describes your race/ethnicity? (Check all that apply)**

- |   |   |
|---|---|
| <input type="checkbox"/> American Indian or Alaska Native   | <input type="checkbox"/> Native Hawaiian; Guamanian or Chamorro; Samoan; Other Pacific Islander |
| <input type="checkbox"/> Asian Indian; Chinese; Filipino; Japanese; Korean; Vietnamese; Other Asian | <input type="checkbox"/> White  |
| <input type="checkbox"/> Black or African American  | <input type="checkbox"/> Other  |
| <input type="checkbox"/> Hispanic, Latino, or Spanish Origin  |   |

**24. What is your annual household income?**

- ☐ Under \$25,000
- ☐ \$25,000 to \$49,999
- ☐ \$50,000 to \$74,999
- ☐ \$75,000 to \$99,999
- ☐ \$100,000 to \$149,999
- ☐ \$150,000 or more

**25. Please share any additional park needs, comments or concerns that you or your household may have.**

