









#WHEELFUNRENTALS



WHEEL FUN RENTALS

A Presentation Prepared for:

Milwaukee County Parks



To: Milwaukee County Parks,

We are proud to have just completed our 6th season at Veterans Park with bike and boat rentals. Due to the blue-green algae, unfortunately we saw a large dip in our boat revenue over the 2018 season. We are writing you today to discuss the potential of bringing Swan pedal boats into the Veterans Park lagoon.

Nationally we rent these large Swan Boats in Los Angeles - California, Chicago - Illinois, New Orleans - Louisiana, Seaside - Oregon, and more. We are very familiar with the features of these pedal-efficient and visually stunning boats. Given that they are extremely buoyant and sturdy, and sit out of the water at a high level, these boats completely remove any threat of riders coming in contact with contaminated water.

These large swan boats will offer more protection than our current yellow pedal boats should water quality continue to be an issue at Veterans Park. Additionally these elegant boats will increase rental activity, park visitation, and concession revenue to the park department.

We'd like to invest close to \$100,000 in a new Swan Boat fleet. Our hope is that this presentation spurs a larger conversation about these new boats and a discussion regarding a contract extension.

Best Regards,
Dwight Bratholt and Rodney Knight
Owner/Operators
wheelfunrentals@msn.com
(320) 266-1164


LARGE SWAN BOAT


Our large swan boats, made by Paddle Wheeler, are roomy and sturdy. There is enough space for 5 people to sit comfortably on the boat. Two people pedal up front, and 3 sit in the roomy back bench. The boat can hold up to 1,400 pounds.

The fully-enclosed back bench allows youngsters to be in the boat safely and securely, with no access to the water or edges of the boat.


All boats come equipped with a Bimini top for sun shade. The tops can be retracted open, or put down completely.

The design of the boat is stunning in person. It features detailed facial features and a wing design imprinted on the outside. The boat sits high above the waterline making it easy to step onto the boat from the dock, and keeps all riders a good distance away from the water.





SITS HIGH OUT OF THE WATER AT DOCK LEVEL



IMPRESSIVE FLEET APPEARANCE

- MORE GUESTS COMING INTO THE PARK.
- LESS LIKELY TO HAVE ANY ISSUES REGARDING WATER QUALITY
- MORE WATERCRAFT RENTAL REVENUE. WE HAVE SEEN AN AVERAGE IN 45% MORE BOAT REVENUE WHEN WE BRING IN SWAN BOATS.



ECHO PARK LOS ANGELES

ADDITIONAL BOAT SPECS

Every Paddle Wheeler is engineered for comfort. The molded seats are contoured to fit your body. As you pedal, you'll fully realize the meaning of the term "biomechanical efficiency." It's the natural way to pedal! Added convenience and design includes: tiller handle and grab rails within easy reach.

Safety is always a major part of the equation. Paddle Wheeler Swan Boats can be found all across the globe – including many parks and recreational facilities. These boats are designed for rigorous use and are nearly maintenance free. Constructed of rigid fiberglass with urethane foam flotation, these Swan Boats are virtually unsinkable.

Additionally, this particular boat model has been certified by the prestigious National Marine Manufacturer's Association, which assures premium safety rating.



Thank you for taking time to review this presentation. We hope this leads to a further discussion about the addition of Swan Boats and a possible contract extension at Veterans Park.



Wheel Fun Rentals
3609 Heights Court St.
St. Cloud, MN 56301
320-266-1164 wheelfunrentals@msn.com