



# Overview of the Milwaukee County 2024 Recommended Budget



Scott B. Manske, CPA *Milwaukee County Comptroller*

---

OFFICE OF THE COMPTROLLER STAFF

---

Steve Cady *Research and Policy Director* • Bree Bzdawka *Research and Policy Analyst*

Ciara Miller *Research and Policy Analyst* • Daniel Park *Research and Policy Analyst*





**COUNTY OF MILWAUKEE  
INTER-OFFICE COMMUNICATION**

DATE : October 9, 2023  
FROM : Comptroller Research Services Staff  
SUBJECT: **Overview of County Executive's 2024 Recommended Budget**

Attached is the Comptroller Research Services Staff's overview of the County Executive's 2024 Recommended Budget. This overview consists of the following four sections:

1. Section 1 is a **General Overview** of the Recommended Budget
2. Section 2 shows **Tax Levy Changes** for each Organizational Unit, comparing the 2024 Recommended Budget with the 2023 Adopted Budget.
3. Section 3 provides a summary of **Major Changes**, proposed by the County Executive in the 2024 Recommended Budget.
4. Section 4 is the **Capital Improvements** section, which summarizes the capital improvement projects proposed by the County Executive.

This overview serves as an initial analysis to highlight major policy and budget changes proposed by the County Executive and is intended to assist interested parties in their understanding of the budget. The Committee on Finance will begin its formal review of all budgets as a full committee beginning October 10<sup>th</sup> at 9:00 a.m.

Please note that while changes in departmental appropriations and revenues are generally clear, the corresponding impact on programs and services is not always apparent.

**Comptroller-Research Services Division:**

Steve Cady  
Bree Bzdawka  
Ciara Miller  
Daniel Park

**With Assistance from Comptroller staff:**

Scott B. Manske, CPA, Comptroller  
Michelle Nate, Deputy Comptroller  
Pam Bryant  
CJ Pahl  
Justin Rodriguez

# TABLE OF CONTENTS

## 2024 Budget Overview

<b>SECTION 1 - OVERVIEW SUMMARY</b> .....	<b>3</b>
<b>SECTION 2 - 2024 RECOMMENDED TAX LEVY CHANGES</b> .....	<b>20</b>
<b>SECTION 3 - MAJOR CHANGES</b>	
LEGISLATIVE AND EXECUTIVE FUNCTION .....	<b>25</b>
GENERAL GOVERNMENT FUNCTION .....	<b>26</b>
ADMINISTRATIVE FUNCTION .....	<b>28</b>
COURTS & JUDICIARY FUNCTION .....	<b>39</b>
PUBLIC SAFETY FUNCTION.....	<b>41</b>
TRANSPORTATION FUNCTION.....	<b>47</b>
HEALTH AND HUMAN SERVICES FUNCTION.....	<b>58</b>
PARKS, RECREATION, AND CULTURE FUNCTION .....	<b>61</b>
DEBT SERVICE FUNCTION .....	<b>68</b>
NON-DEPARTMENTAL REVENUES.....	<b>69</b>
NON-DEPARTMENTAL EXPENDITURES:.....	<b>73</b>
<b>SECTION 4 - CAPITAL IMPROVEMENT PROJECTS</b> .....	<b>84</b>
<b>CIC Comparison Table</b> .....	<b>107</b>

# SECTION 1

## OVERVIEW SUMMARY

## SUMMARY ANALYSIS

The 2024 Recommended Budget received a massive boost this summer with the passage of 2023 Wisconsin Act 12 (“Act 12”) that allowed Milwaukee County to levy a new 0.4 percent sales tax to help pay unfunded pension liabilities. The opportune timing of the new revenue, estimated to provide \$84.1 million next year, arrives as the COVID-19 pandemic aid funds run low and inflation increases the cost of programs, services, and capital projects. The new funding “frees up” money in the budget for several new initiatives, allows for almost \$31 million of cash funding in the capital budget and still *lowers* the overall property tax levy by \$24 million. Indeed, the annual structural budget gap was [estimated](#) in March at \$18.3 million for 2024, but the passage of Act 12 eliminated the gap for next year and changed the [projection](#) to a \$31.6 million *surplus*. These funds also afforded a significant tax levy investment in Transit to reduce the size of the “fiscal cliff” and push the fiscal reckoning a few years down the road.

Act 12 also reformed the state shared revenue program, providing Milwaukee County an additional \$8.1 million in state aid, and the promise that future shared revenue payments will be tied to the growth in the state sales tax. The influx of new revenues attributable to Act 12 are key to the construction of the 2024 Recommended Budget and present challenges on how to balance current needs while ensuring funds are available to meet fiscal challenges in the coming years. The budget has numerous “one time” property tax investments, such as almost \$31 million to finance capital improvement budget initiatives or \$4 million in the Department of Health and Human Services for expanding affordable housing units. These “one-time” funding commitments, along with several others in the proposed budget, can either be renewed or repurposed for other budgetary needs in future years.

The County Executive proposes to *decrease* the tax levy by \$24 million, or 7.67 percent, and calls for no change to the \$30 annual vehicle registration fee (VRF) and the \$17.3 million of revenue it generates to support Transit and Highway operations. Policymakers may be surprised to learn the Recommended Budget is only \$4.8 million under the state-imposed property tax levy limit despite the levy being reduced by \$24 million from the 2023 Adopted Budget. This is mostly due to Act 12 requiring the new revenue from the 0.4 percent sales tax to pay, in priority order, the annual unfunded pension liability payment, the debt service on the pension obligation notes, and, if revenues remain, an additional payment toward the pension liability. The \$80.1 million in budgeted revenue from the 0.4 percent sales tax is earmarked to pay \$60.6 million toward the actuarially required unfunded pension liability payment and provide \$23.4 million to pay debt service costs on the pension obligation notes. The debt service costs covered by the 0.4 percent sales tax reduces the County’s allowable property limit by a like amount.

The number of funded full-time equivalent (FTE) positions increases by 64 bringing the County workforce total to 3,983. The increase is driven by the creation of 94.5 new positions, partially offset by the abolishment of 73 positions.

The County Executive's Recommended Budget continues to lift and prioritize racial equity and health through three focus areas: Create Intentional Inclusion, Bridge the Gap, and Invest in Equity. The budget continues to invest in these priorities and backs it up with new initiatives on top of ones made in the past few budgets and through strategic American Rescue Plan Act (ARPA) grant allocations. ARPA funded initiatives are not included in the 2024 Recommended Budget to help make it easier to differentiate from ongoing programming. Last month the County [allocated](#) the remaining \$10.3 million in ARPA funding of the \$183 million. It should be noted there are a tremendous amount of staff resources across the County helping to develop, administer, and account for approved ARPA initiatives in addition to the existing departmental workload.

In the past few years, the County's structural deficit challenges may have been obscured by large budget surpluses totaling \$115.1 million for 2020 through 2022, along with almost \$680 million in COVID-19 grant funds. The arrival of \$80.1 million in new sales tax revenue in 2024 is likely to make many forget about the structural deficit, but even with the new revenue it is projected the budget "surpluses" will revert back to a structural deficit by 2026. The projected gap is \$13 million in 2026 and growing to \$36.2 million by 2028. Policymakers may wish to exercise caution in repurposing funds for "one-time" budget items into ongoing commitments given the budget challenges that are expected to return in a couple of years.

Recent Overviews cautioned policymakers to consider the potential impact a sustained period of higher inflation would have on the County. For the 12-month period ending in August 2023, inflation had risen another 3.4 percent, which is on top of the annual increases of 8.1 percent and 5.7 percent in the two previous periods. The surge in inflation the past few years has been most noticed in the cost of capital projects, as sticker shock on the updated cost of projects strains the capital program. But the impact is felt in the operating budget too as contracts expire and vendors require higher fees for the same services. One example is in the Pretrial Services budget where, in addition to making additional investments for Mental Health and Veterans Treatment Courts, the cost of an existing contract for pretrial monitoring services increases by approximately \$1 million since the last RFP process. Given the impact of inflation, especially on labor and benefit costs, the County's costs are likely going to be higher as existing agreements with vendors are renewed.

Inflation has also produced many challenges in remaining competitive with salary and benefits to fill County positions, especially Correctional Officers and seasonal staff, in a rapidly rising wage market. The 2024 Recommended Budget provides a 2 percent wage increase for most employees effective Pay Period 2, beginning January 7, 2024. The Recommended Budget grants a 3 percent wage increase for Correctional Officer and supervisor positions, as well as an additional \$400,000 for advancements, longevity pay, or wage compression issues with related positions. An appropriation of \$3 million is also provided to continue the

countywide compensation [study](#) for the next group of employees scheduled to be migrated to the new pay grade system.

The County's ability to constrain the growth of employee/retiree health care expenditures over the past decade continues and helps mitigate a key cost driver of the annual structural deficit. Gross health and dental costs budgeted in 2014 was \$120.1 million, compared to \$108.7 million expected for 2024. During this 11-year period, annual health and prescription drug costs have risen, but changes to the plan design (more retiree and employee cost participation), improved prescription drug rebates, and efforts to transition retirees to better and more cost-effective coverage has yielded significant budget savings compared to previous projections. The 2024 Recommended Budget maintains the current health, dental, and flexible spending account benefits for employees without any changes.

The Debt Service Reserve (DSR) is at a historically high level due to outsized countywide budget surpluses in recent years allowing policymakers to deposit most of the proceeds into the reserve. The 2024 Recommended Budget includes a contribution from the DSR of \$11,789,581, an increase of \$3,953,274 from 2023. The projected 2023 year-end DSR balance is \$108.2 million. The projected balance at the end of 2024 is \$96.4<sup>1</sup> million after factoring the \$11.8 million contribution from the reserve included in the proposed budget. Contributions from the DSR allow for property tax savings, but they are "one-time" revenues.

The DHHS-Behavioral Health Services Division (BHS) successfully closed the Milwaukee County-operated inpatient services and Psychiatric Crisis Services (PCS) last year and continues its service model to provide community mental health and substance use disorder services. An additional 11 FTE positions are added for a total of 313.5 for BHS. Overall, tax levy appropriations increase \$6.6 million to \$59.6 million. A majority of the tax levy increase is attributable to increases in crosscharges (+\$4.2M) and costs related to compensation changes for existing staff. The DHHS-BHS tax levy of \$59.6 million is \$6.6 million above the statutory minimum as required under 2013 Wisconsin [Act 203](#).

In 2023, the House of Correction was renamed the Community Reintegration Center (CRC), to better reflect the mission of the facility, and additional funds were provided in the current budget to support new positions and contracts related to psychiatric social work and mental health issues. Funding was also provided for the CRC (and by extension to occupants of the Jail) to improve the quality of the food, ensure adequate medical coverage, reduce the cost of phone usage charges, and provide Information Technology (IT) training. The 2024 Recommended Budget continues these efforts by reducing phone commission revenue in the CRC and Jail by a total of \$1.8 million to allow occupants 390 minutes of phone calls and 60 minutes of video visitation each month free of charge. An appropriation of \$0.2

---

<sup>1</sup> The 2024 year-end projection does not include any 2023 year-end surplus that may materialize that policymakers may choose to allocate to the Debt Service Reserve.

million was also provided to the CRC for housing supports for short-term rental assistance for occupants leaving custody and transitioning to the community.

The 2024 Recommended Budget for the Parks Department includes \$2.5 million in new expenditures offset by \$1.8 million in additional revenue for a tax levy increase of \$693,603. The budget provides for the creation of 19 new positions primarily using funds previously earmarked for seasonal staff. This will provide the department more staffing consistency and increase total FTE positions to 301. It is anticipated funding (and required seasonal hiring) will allow for the operation of five summer pools or aquatic facilities and two indoor pools in the winter. Parks, including McKinley Marina received \$23.2 million in capital investment in the 2024 Recommended Budget for 13 projects, including \$11.2 million for the South Shore Breakwater, \$4.5 million for parking lot and flushing channel improvements at McKinley Marina, and \$4.3 million for improvements to the Oak Leaf Trail.

It should be noted the budget presentation for 2024 continues to evolve as the County uses a new cloud-based budgeting system, Sherpa, to help produce the document. Departmental narratives have become more standardized, and the number of charts has been reduced. Another change includes the more widespread use by departments of gaining policymaker approval for contracts within the budget rather than through separate files reviewed by County Board standing committees.

Readers of the 2024 Recommended Budget should also be aware of some significant changes regarding how crosscharges are budgeted and allocated to departments. In 2024, more central service costs (such as IMSD, Facilities, and Risk Management charges) have been added to the Central Service Allocation to reflect the costs of departments that support the provision of direct programs and services. Legacy pension crosscharges have also been eliminated as the new 0.4 percent sales tax revenue is covering these costs. The changes make it difficult to compare some departmental tax levy appropriations to the 2023 Adopted Budget, but the net result is they largely have no impact on the ability to provide programs and services. The goal of reforming the crosscharge process is to maximize the ability of revenue-generating departments to capture outside revenues.

The initial analysis of the 2024 Recommended Budget indicates the new 0.4 percent sales tax revenue ability to free up funds is clearly the primary factor to maintain most departments' cost-to-continue and allow for targeted investments in many areas. But acknowledgment of some other significant revenue increases is warranted, including Earnings on Investments (+\$13M), State Shared Revenue (+\$8.1M), and revenues from the existing 0.5 percent Sales Tax (+\$6.3M). Some of the budget investments are "one-time" and, coupled with an unprecedented \$30.8 million in property tax levy to cash finance many capital improvement projects, allow the County to preserve funds for future budget challenges. Policymakers may wish to focus on several areas prioritized by the County Executive that are outlined later in this section including:



- 0.4 percent Sales Tax revenue and uses.
- Transit funding and the impact on the “fiscal cliff.”
- Correctional Officer compensation.

## FIVE YEAR FISCAL FORECAST

The five-year fiscal [forecast](#) for 2024-2028 was released earlier this year and the trend of annual structural deficits due to expenditures rising faster than revenues was upended by the passage of Act 12 and the new 0.4 percent sales tax this summer. The goal of the State-mandated report is to develop a consensus of the County’s fiscal status and future outlook as well as help promote a more data-driven decision-making process that comports with the forecast. In the chart below, a comparison of the five-year forecast is shown before and after the passage of Act 12 which provides dedicated sales tax revenue funding to pay pension liabilities.

Estimated Structural (Deficit)/Surplus		
Year	Pre Act 12	Post Act 12
	Five Year Forecast <i>before</i> 0.4% Sales Tax	Five Year Forecast <i>after</i> 0.4% Sales Tax
2024	(\$18,296,000)	\$31,642,000
2025	(\$52,775,000)	\$2,688,000
2026	(\$75,815,000)	(\$13,022,000)
2027	(\$93,311,000)	(\$23,317,000)
2028	(\$109,656,000)	(\$36,193,000)

To the extent that the County makes permanent fixes, as opposed to using *one-time* expenditure or revenue changes, the following year’s structural deficit will be reduced. Policymakers should keep in mind the type of fixes that are made to annual budgets (one-time or permanent) with an eye on the challenges that lay in the years ahead so that thoughtful planning can be made to address the projected shortfalls.

Although the 2024 and 2025 Budgets are projected to have structural “surpluses” a new gap is expected to emerge in 2026 due to the cost-to-continue outpacing revenue growth. The use of reserves or other “one-time” funds will make the budget gap even more challenging in future years.

## USE OF DEBT SERVICE RESERVE FUND

The 2024 Recommended Budget includes a Contribution from the Debt Service Reserve (DSR) of \$11,789,581, an increase of \$3,953,274 from 2023. The current projected year-end DSR balance is \$108.2 million. The projected balance at the end of 2024 is \$96.4<sup>2</sup> million based on the \$11.8 million contribution from the reserve included in the proposed budget. In recent years, the majority of any year-end county surplus is typically deposited into the DSR. Due to some extraordinary county budget surpluses in recent years, the balance of the DSR has significantly increased.

The use of reserves is considered a “one-time” use of funds and does not reduce the County’s structural deficit for future years. The chart below outlines the recent history of the Debt Service Reserve and the projected impact on using \$11.8 million in 2024 to fund the budget.

<b>DEBT SERVICE RESERVE</b>			
<b>2023 ACTIVITY &amp; 2024 PROJECTION</b>			
	<b>Action</b>	<b>Outflows</b>	<b>Inflows</b>
Balance as of December 31, 2022			\$125,185,055
2023 Budget Commitment	2023 Budget	(\$7,836,307)	
2023 Budget Contribution to Project WC020901 Forensic Science Center Ph 2	2023 Budget	(\$10,000,000)	
Closeout Project WM005301 - MPM - Chiller Replacement	22-628		\$57,790
Appropriation Transfer to Pay Debt Service	23-442	(\$291,845)	
Lapse Funding from Closed Capital Projects	23-502		\$2,369,505
June Bond Reallocation	23-594	(\$1,156,371)	
Move 2021B and 2021C Bonds to Org. 9960 Debt Service to Pay Interest	23-703	(\$92,987)	
Projected Balance as of December 31, 2023			\$108,234,840
2024 CEX Recommended Budget Contribution	2024 Budget	(\$11,789,581)	
Projected Balance as of December 31, 2024			\$96,445,259

<sup>2</sup> This projection does not include any 2023 year-end surplus that may materialize that policymakers may choose to allocate to the Debt Service Reserve.

## BUDGET FISCAL SYNOPSIS

The 2024 Budget calls for total expenditures of \$1,363,239,671 a decrease of \$10,660,724, or 0.78 percent, compared to the 2023 Adopted County Budget. The recommended property tax levy is \$288,922,151, a decrease of \$24,000,000 or 7.67 percent, from the 2023 levy. The recommended tax levy is comprised of two components: debt service levy of \$66,678,830 and operating levy of \$222,243,321. The recommended tax levy is \$4,828,475 below the state-limited tax levy cap. (See Tax Levy Cap below)

The Recommended Budget allocates \$124,051,494 in expenditures for capital improvements with \$12.9 million for the airport and \$111.1 million for general government. General Obligation bond financing is \$47,193,777 and is at the self-imposed bonding cap.

## TAX LEVY CAP

The Office of the Comptroller recently calculated the property tax levy limits for 2024 based on the 2024 Recommended Budget. In general, the allowable increase in levy is limited to the growth in net new construction/terminated (or subtracted) tax incremental financing districts and the estimated growth in the debt service. There are four other factors that could have an impact on the allowable property tax levy. The four factors are as follows: change in levy for emergency medical services, change in the levy for Southeastern Wisconsin Regional Planning Commission, adjustments in personal property aid, and tax levy carryover amounts from prior years.

Discussion on the tax levy limit below is based on the 2024 Recommended Budget, additional changes to the Budget (e.g. debt service, EMS levy) will change the tax levy limit. The estimated tax levy limit for 2024 is a *decrease* of \$19,171,525. This is primarily due to the new 0.4 percent sales tax revenue covering the debt service costs for the pension obligation bonds, which reduces the allowable (debt) levy by \$23,447,035. The County Executive is recommending a tax levy of \$288,922,151 excluding Southeastern Wisconsin Regional Planning Commission levy ("SEWRPC"). Based on current budget allocations, **this amount is \$4,828,475 under the maximum the County is able to levy under the state tax levy limits.**

## RECOMMENDED BUDGET TAX LEVY LIMIT

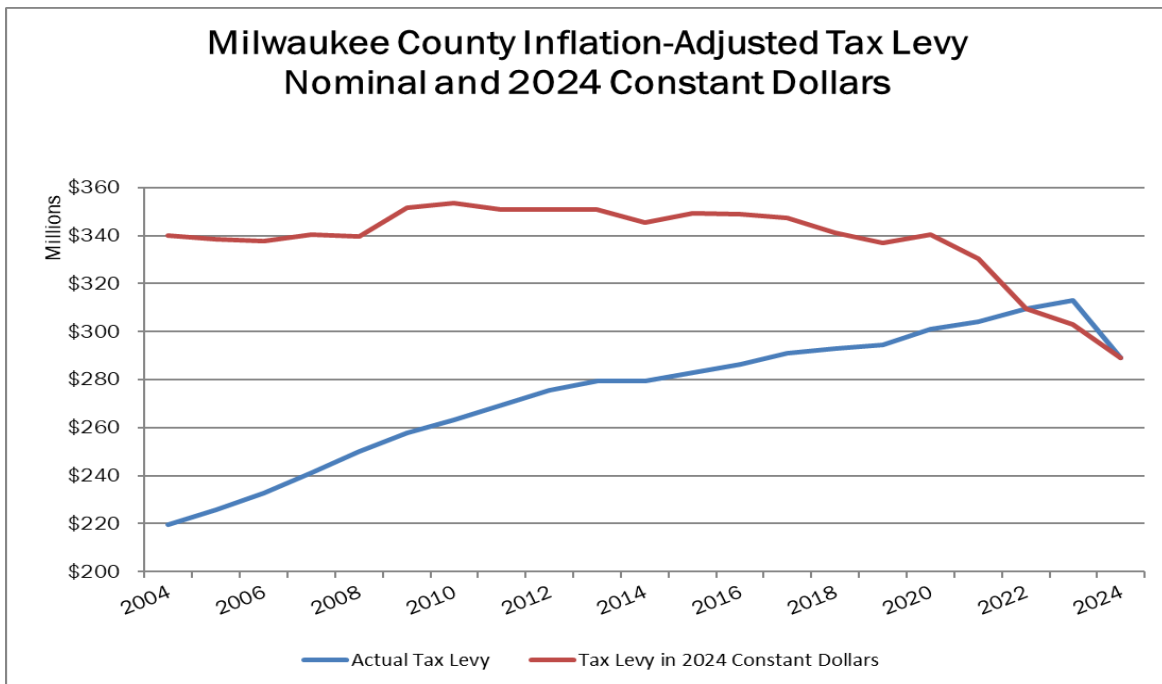
	<b>2023 Adopted Levy (Excluding SEWRPC)</b>	<b>\$312,922,151</b>
A)	Net New Construction and Terminated/Subtracted TIDs	\$2,862,831
B1)	<b>0.4% Sales Tax Funding for POBs Reduces Amount Financed by Levy</b>	<b>(\$23,447,035)</b>
B2)	Growth in Gross General Obligation Debt Service *	\$994,384
C)	Change in EMS Levy Available to be Levied Separately *	\$416,165
D)	SEWRPC Levy Change	\$2,130
	<b>Total Changes to Allowable Levy</b>	<b>(\$19,171,525)</b>
	<b>2024 Allowable Levy (Excluding SEWRPC)</b>	<b>\$293,750,626</b>
	<b>2024 CEX Recommended Levy</b>	<b>\$288,922,151</b>
	<b>Remaining Allowable Levy</b>	<b>\$4,828,475</b>

*\*The tax levy limit may change before final budget adoption due to factors such as the final sales of the 2023 bonds or changes to the exclusions noted above.*

The Office of the Comptroller will provide the updated debt service amounts after the final sales occur and report any changes to the tax levy limit.

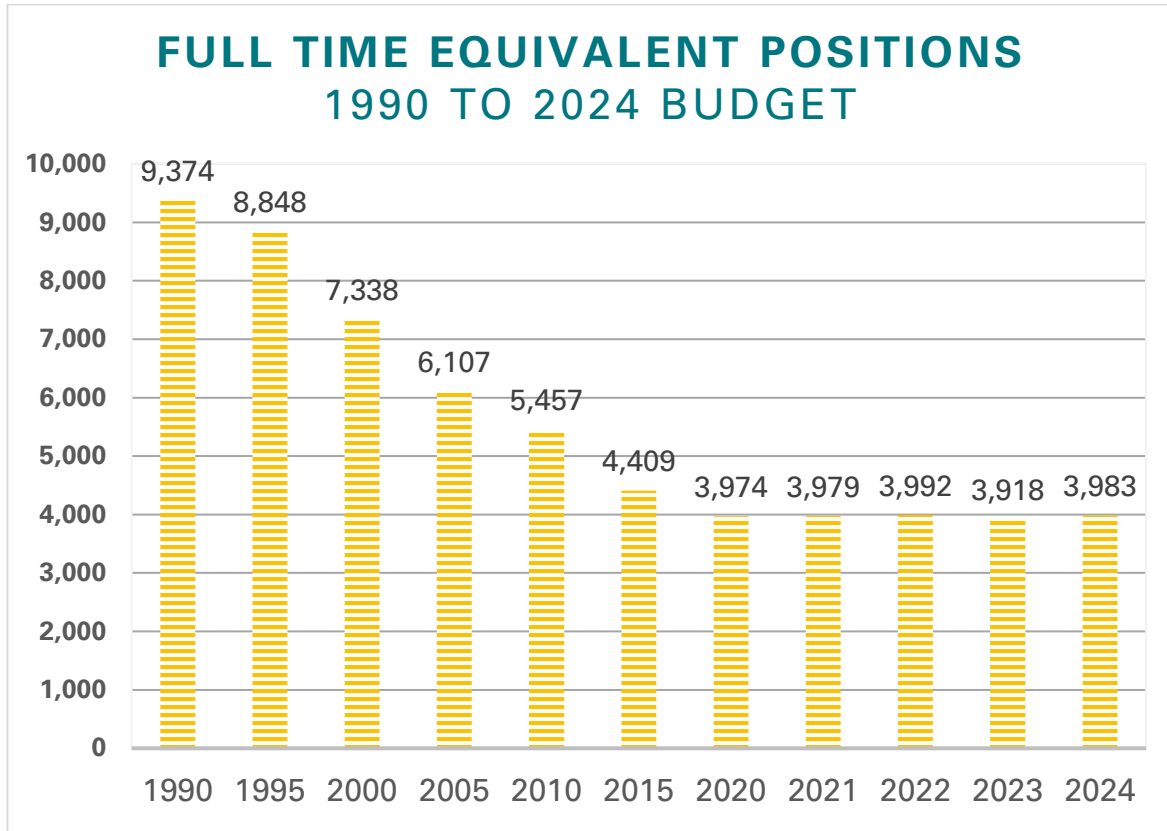
### Tax Levy History

The average increase in the County property tax levy since 2004 is 1.4 percent per year while the average annual inflation rate has been 2.5 percent. The following chart shows the changes in the tax levy from 2004 through 2024 in actual amounts and when compared to inflation (constant dollars) for the period.



## FUNDED FULL-TIME POSITIONS

The 2024 Recommended Budget includes 3,983 funded FTEs, an increase of 64 positions from the 2023 Adopted Budget. The FTE count is net of positions created, abolished, and unfunded. The Office of Strategy, Budget, and Performance reported to Research Services staff that, as of the date of this report, only one position is “at-risk” of layoff due to the transfer of the Department of Child Support Services into the Department of Health and Human Services. The chart below provides a historical summary of the number of FTEs within the County since 1990.



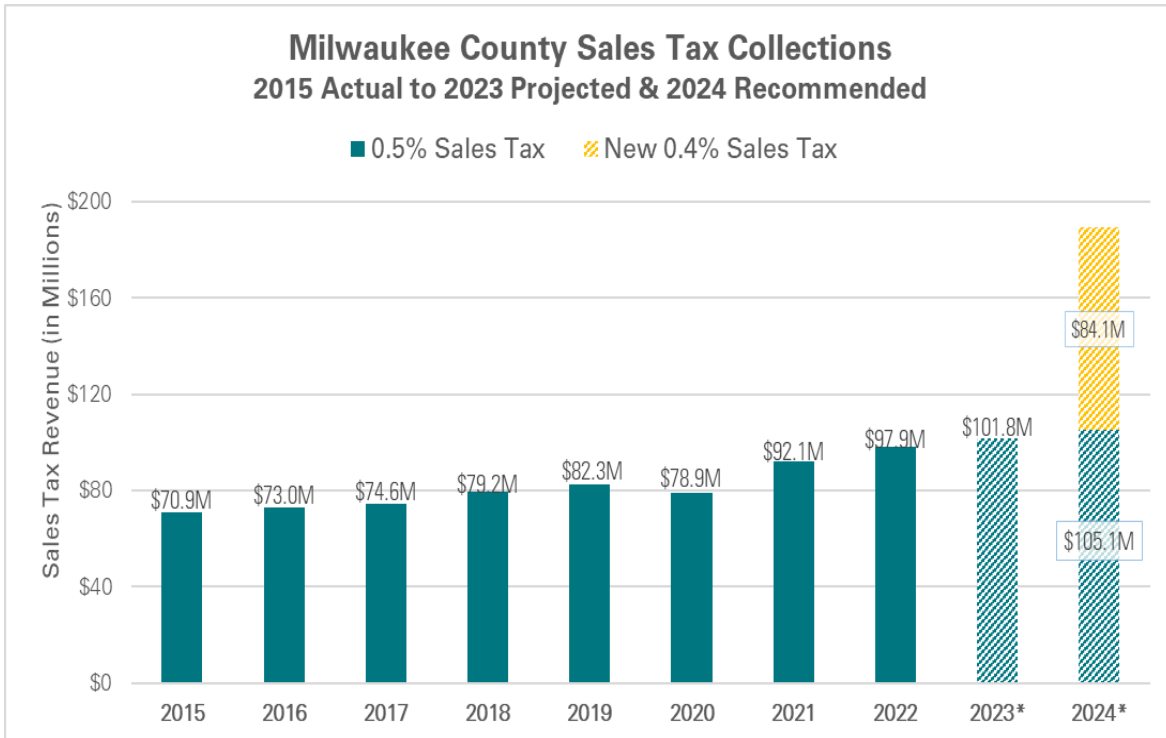
## MAJOR INITIATIVES

### New 0.4 Percent Sales Tax and Existing 0.5 Percent Sales Tax Revenues

The passage of 2023 Wisconsin Act 12 this summer and the subsequent approval by the Milwaukee County Board to add the 0.4 percent increase to the existing 0.5 percent sales tax brings substantial budgetary relief to Milwaukee County. The revenue related to the new 0.4 percent sales tax, projected to be \$84.1 million in 2024, is restricted to funding only the annual unfunded liability payment and, if monies remain, to paying debt service costs on the pension obligation bonds (POB).

(If funds still remain, the County is required to make an additional payment toward the unfunded pension liability.)

The chart below provides a history of sales tax collections in Milwaukee County from 2015 actual through 2023 projected and the 2024 County Executive Recommended amount. Revenues from the new 0.4 percent sales and use tax, effective in January 2024, are shown in the chart but are budgeted separately in Agency 194 – Non-Departmental Expenditures to align the revenue with the allowable expenditures per Act 12.



According to the budget narrative, the new 0.4 percent sales tax revenue will “free up” approximately \$50 million in the budget to be used to address other budgetary needs. Perhaps this is most evident in the Capital Improvement Budget where \$30.8 million of property tax levy is used to cash finance numerous projects.

It should be noted the 2024 Recommended Budget proposes<sup>3</sup> to change the amortization period of the unfunded liability in the Employees Retirement System from a 20-Year period to a 30-Year period. The chart below compares the impact of 20-Year to a 30-Year amortization period:

<sup>3</sup> There is no explicit language in the budget narrative detailing the change to a 30-Year amortization period, but the proposed payment toward the ERS unfunded liability is consistent with the amount provided by the County’s actuary and shared with policymakers in File No. 23-712, [Attachment #9](#).

<b>0.4% SALES TAX REVENUE USES (2024)</b>			
	<b>0.4% Sales Tax Revenue using 30-Year Amortization of Unfunded Pension Liability</b>	<b>0.4% Sales Tax Revenue using 20-Year Amortization of Unfunded Pension Liability</b>	<b>Difference between 30-Year and 20-Year Amortization</b>
<b>0.4 % Sales Tax Revenue</b>	\$84,085,035	\$84,085,035	\$0
<b>Unfunded Pension Liability Payment</b>	\$60,638,000	\$71,355,000	\$10,717,000
<b>Funds Remaining to Pay Pension Obligation Bond Debt Service Costs</b>	\$23,447,035	\$12,730,035	(\$10,717,000)
<b>Total Pension Obligation Bond Debt Service</b>	\$26,682,069	\$26,682,069	\$0
<b>Remaining Pension Obligation Bond Debt Service Financed by Tax Levy</b>	\$3,235,034	\$13,952,034	\$10,717,000

By choosing a 30-Year amortization period, more revenue from the 0.4 percent sales tax was available to pay the debt service on the Pension Obligation Bonds (POBs). Any of the 0.4 percent sales tax revenue that is used to pay POB debt *lowers* the County’s tax levy limit by a like amount. *(See Tax Levy Limit above)* It is expected the last year of POB debt service payments will be 2030, therefore it is likely a more aggressive (i.e. shorter) amortization for the ERS unfunded liability will be pursued as the 0.4 percent revenue must be used to pay the pension liability.

### **TRANSIT AND THE “FISCAL CLIFF”**

One of the main beneficiaries of the “freed up” property tax levy from the 0.4 percent sales tax was the Milwaukee County Transit System (MCTS). Tax levy support for the Transit/Paratransit system increases by \$16.4 million and allows \$13 million in ARPA funds that were to be used in 2024 to offset budget gaps expected in 2025 and 2026. The Office of the Comptroller created the chart below as a preliminary estimate on budget funding gaps in the next several years. It is likely to change but is designed to help policymakers see the Transit funding crisis and how it was aided in the 2024 Recommended Budget.

## TRANSIT FISCAL FORECAST AND BUDGET GAP ANALYSIS

	2024	2025	2026	2027	2028	2029
Estimated Inflation	3.3%	1.8%	1.8%	1.8%	1.8%	1.8%
<b>Total Gross Expenditures</b>	\$170,417,700	\$173,553,386	\$176,746,768	\$179,998,909	\$183,310,888	\$186,683,809
Tax Levy	\$25,131,707	\$25,131,707	\$25,131,707	\$25,131,707	\$25,131,707	\$25,131,707
Section 5307 Funds*	21,587,524	21,587,524	21,587,524	\$21,587,524	\$21,587,524	\$21,587,524
Federal Stimulus Funds	\$8,000,000	\$6,250,000	\$6,272,707	-	-	-
Passenger Fares	\$27,935,265	\$29,289,310	\$29,777,890	\$30,276,242	\$30,784,560	\$31,303,045
Other Revenues	\$87,763,204	\$88,087,204	\$88,417,684	\$87,254,774	\$87,598,605	\$87,949,313
<b>Total Revenues</b>	\$170,417,700	\$170,345,745	\$171,187,512	\$164,250,246	\$165,102,396	\$165,971,589
<b>Estimated Budget Gap</b>	\$0	\$(3,207,641)	\$(5,559,256)	\$(15,748,662)	\$(18,208,492)	\$(20,712,220)
<b>Previously Presented Five-Year Gap**</b>	\$(1,312,293)	\$(25,097,814)	\$(28,860,571)	\$(32,056,628)	\$(35,614,558)	[blank]

\*The Federal Formula Grant Program for Urbanized Areas (also called "Section 5307") is a federally funded grant program that assists transit systems in large communities with capital expenditures, including bus replacement and capitalized maintenance.

\*\* Office of the Comptroller Five-Year Financial Forecast - March 2023 (Forecast based on Federal Stimulus Funds used in 2024 and tax levy fixed at \$8,681,886 for all five years of forecast.)

For more detailed information, see the Vehicle Registration Fee and 5600 – Transit/Paratransit System segments under the Transportation Function in Section 3 of this Overview.

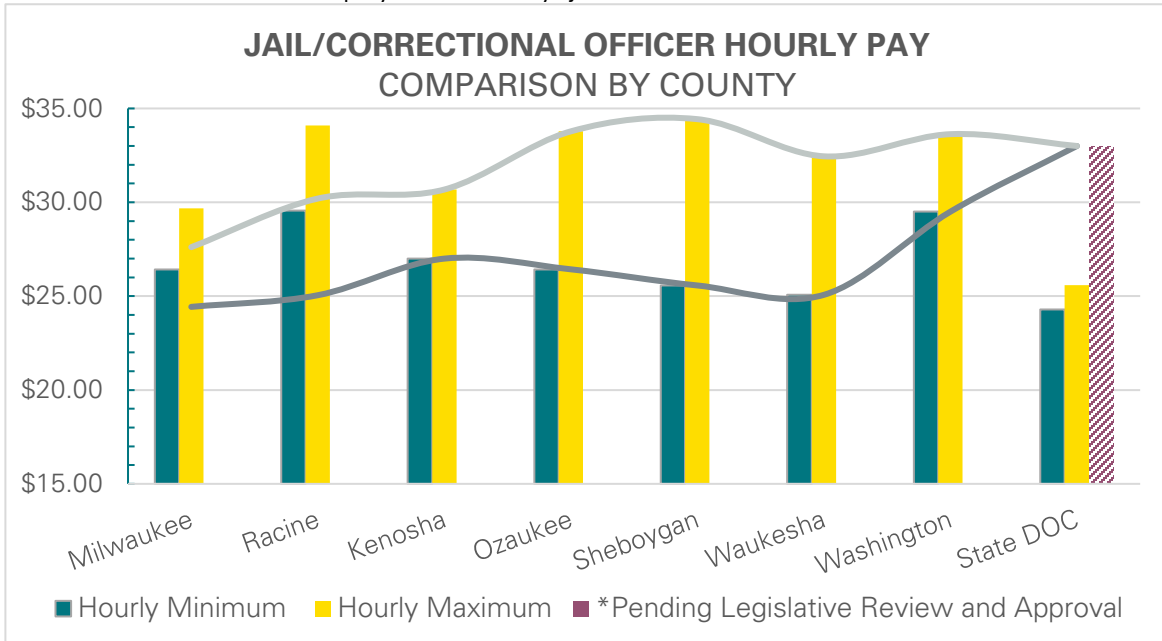


## CORRECTIONAL OFFICER COMPENSATION

Correctional Officer compensation has been a topic of concern for the past few years as the County has struggled with excessive vacancies and staff turnover which has led to the frequent use of mandatory overtime to cover posts. The County Board [authorized](#) a \$3/hour premium pay increase for Correctional Officers effective in October 2021 using American Rescue Plan Act (ARPA) funds. In July 2022, the County Board [approved](#) a plan to make the \$3/hour premium pay permanent by reallocating the pay grades for the effected Correctional Officer staff. The use of ARPA funds to pay the extra compensation has been stepped down each year since 2002 and is completely replaced with tax levy in 2024.

The impact of excessive vacancies in Correctional Officer positions was also discussed as part of the ongoing deliberations of [File No. 23-834](#), a report largely related to policies and procedures in the Milwaukee County Jail.

Concerns have been raised about the amount of Correctional Officer pay in light of pay increases already made by other nearby jurisdictions and State Department of Corrections' plans to increase the starting hourly wage to a minimum of \$33/hour, pending final approval by a state committee. The 2024 Recommended Budget includes a 3 percent wage increase for Milwaukee County Correctional Officers<sup>4</sup> (compared to two percent for most general employees) that would increase the starting wage by \$0.79, from \$26.43 to \$27.22. A comparison of Correctional Officer pay for nearby jurisdictions is shown in the chart below:

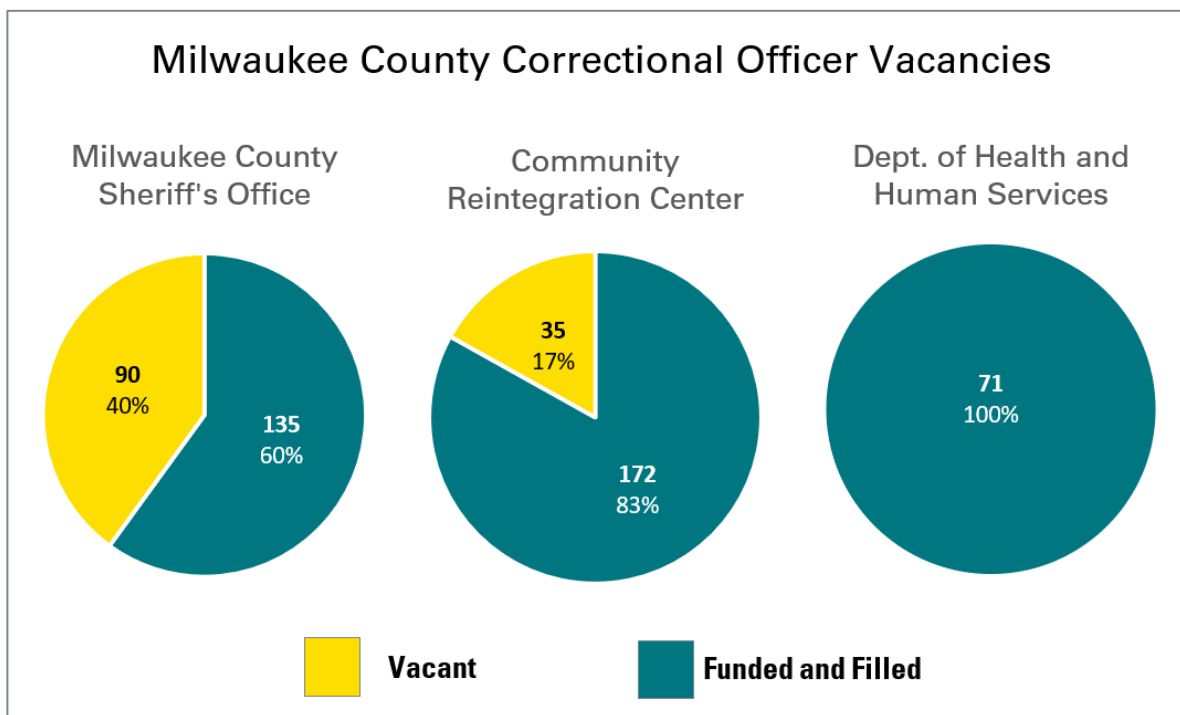


<sup>4</sup> The three percent raise would also apply to classifications other than Correctional Officer (CO) Nm, including: CO 1 Sheriff Nm, CO Lt, CO Lt – Program Fac, CO Truck Driver, CO Sgt, Family Visitation Security Officer, Supervisor Juvenile CO, and Youth CO. The total cost is approximately \$1.2 million.

COUNTY	HOURLY PAY RANGE	COUNTY	HOURLY PAY RANGE
<b>Milwaukee</b>	\$26.43 - \$29.68	<b>Sheboygan</b>	\$25.57 - \$34.43
<b>Racine</b>	\$29.55 - \$34.10	<b>Waukesha</b>	\$25.07 - \$32.45
<b>Kenosha</b>	\$27.00 - \$30.68	<b>Washington</b>	\$29.50 - \$33.63
<b>Ozaukee</b>	\$26.43 - \$33.78	<b>State DOC*</b>	\$20.29 - \$25.59

*The current rate of pay for the State DOC is \$20.29/hour with a \$4/hour add-on. The \$33/hour rate is in the proposed State of Wisconsin Compensation Plan, which is still pending legislative review and approval.*

Milwaukee County hourly rates for Correctional Officers should also be considered in light of the County’s ability to attract and retain employees and fill funded positions. Based on payroll data on October 6, 2023, Milwaukee County Correctional Officer<sup>5</sup> vacancy rates were as follows:



The Milwaukee County Correctional Officer vacancy challenges are largely at the Sheriff’s Jail and to a lesser extent at the Community Reintegration Center. Policymakers may wish to review how the proposed three percent pay increase will impact the County’s ability to attract and retain candidates to reduce the number of vacant positions.

<sup>5</sup> Correctional Officer positions only and not related classifications or supervisory positions.

## CAPITAL IMPROVEMENTS PROGRAM

The Recommended Budget allocates \$124 million in expenditures for capital improvements, with \$12.9 million for the airport and \$111.1 million for general government. These expenditures will require \$89.7 million to be partly financed with: \$47.2 million in general obligation bonds, \$30.8 in property tax levy, and \$11.7 million in Airport Passenger Facility Charges (PFC)/Airport Reserve revenues. See the financing chart below. The 2024 Recommended Capital Improvements Program allocates funding for 69 new projects: ten airport and 59 non-airport projects.

A summary of the financing of the 2024 Capital Improvement Program is as follows:

<b>CAPITAL FINANCING SUMMARY</b>			
	<b>Non-Airport</b>	<b>Airport</b>	<b>Combined</b>
<b>Total Number of Projects</b>	59	10	69
<b>Total Expenditures</b>	\$111,118,384	\$12,933,110	\$124,051,494
<b>Total Reimbursement Revenues</b>	\$33,097,371	\$1,252,528	\$34,349,899
<b>Net County Financing</b>	<b>\$78,021,013</b>	<b>\$11,680,582</b>	<b>\$89,701,595</b>
<b>FINANCED AS FOLLOWS:</b>			
<b>General Obligation Bonds</b>	\$47,193,777	\$0	\$47,193,777
<b>Property Tax Levy</b>	\$30,827,236	\$0	\$30,827,236
<b>Sales Tax Revenue (cash financing)</b>	\$0	\$0	\$0
<b>Debt Service Reserve</b>	\$0	\$0	\$0
<b>Airport Revenue Bonds (GARBS)</b>	\$0	\$8,902,900	\$8,902,900
<b>Airport Reserve/PFC</b>	\$0	\$2,777,682	\$2,777,682
<b>TOTAL FINANCING</b>	<b>\$78,021,013</b>	<b>\$11,680,582</b>	<b>\$89,701,595</b>

The Capital Improvement Budget is smaller for 2024 compared to 2023 primarily due to the financing in 2023 of the Forensic Science Center which included \$112.9 of expenditures and \$62.9 million in GO bonding. (Policymakers chose to exceed the self-imposed bonding cap to finance the Forensic Science Center.) The 2024 Recommended Capital Improvements Budget proposes to use \$30.8 million in property tax levy to cash finance many projects. Typically, cash financing in the capital budget is in the form of dedicated sales tax revenues, however, the 0.4

percent sales and use tax “freed up” property tax levy that would otherwise been needed to pay pension liabilities. This affords the appropriation of property tax levy to “one-time” projects that can be used in future years to cash finance capital projects or repurposed to meet structural budget deficit challenges.

Notable non-airport projects include \$9.5 million for planning and design of a new criminal courthouse to replace the Safety Building. A total of \$479 million in additional funds are expected in future years to complete the project. An \$11.3 million appropriation is provided for repairs to the South Shore Breakwater, which has degraded through years of deferred maintenance and storm events. Transit benefits from \$21 million for 30 new clean diesel busses as a regular replacement cycle reduces maintenance costs aging buses. \$16.8 million of federal reimbursement reduces the County’s cost for the busses to \$4.2 million. Countywide fleet vehicle replacement is allocated \$12.9 million to replace 155 vehicles or pieces of equipment deemed critical for replacement.

The Airport has ten projects totaling \$12.9 million in expenditures including \$8.4 million for the replacement of five passenger loading bridges and \$1.4 million for parking ramp maintenance. Funding for the airport projects includes \$8.9 million in Airport Revenue Bonds, \$1.3 million in state and federal reimbursements, and \$2.7 million in PFC/Airport (cash) reserves. No property tax levy or general obligation bonding is used to finance Airport capital projects.

Excluding Airport projects, cash financing accounts for \$30.8 million of the \$78 million in net County financing commitments, or 39.5 percent. This includes \$30.8 million in property tax levy and exceeds the goal of 20 percent cash financing of capital improvement projects.

## **CAPITAL IMPROVEMENTS COMMITTEE**

The 2013 Adopted Budget included the creation of the Capital Improvement Committee (CIC) to help analyze and rank requested capital improvement projects and develop a five-year plan for capital expenditures. The CIC is comprised of County elected officials, staff, and representatives from local municipalities. The recommendations are not binding on the County Executive or County Board but help develop a capital improvement project approval process that is based on in-depth analysis and quantifiable scoring. This now includes a racial equity component to the project scoring process.

At its meeting on August 17, 2023, the CIC approved a [recommended](#) five-year Capital Improvement Plan (CIP) to the County Executive and County Board of Supervisors. A summary of that plan, including differences to the 2024 Recommended Capital Improvements Plan, can be found at the end of Section 4.

## BONDING LIMITS

In 2003, the County Board adopted a change in the County's debt management goal in conjunction with the major debt restructuring to restrict future borrowing. In effect, this policy limited 2005-2007 borrowing to an increase of no more than \$1 million over the previous year's corporate purpose bond amount. In addition, the corporate purpose bond amount for 2008 would be set at a not-to-exceed amount of \$30 million, and future not-to-exceed amounts would increase by 3 percent over the previous year's bond amount. Due to the accelerated capital program in 2009 and 2010 to take advantage of lower interest rates through the Federal Stimulus' Build America Bond program, no additional bonding authority was available in 2011 and 2012 under the County's self-imposed limits.

The self-imposed bonding limit for 2024 is \$47,193,777. The 2024 Recommended Capital Improvements Budget includes \$47,193,777 in general obligation bonding and is at the self-imposed bonding limit.

Policymakers wishing to better understand the County's self-imposed bonding limits and alternative limit scenarios may wish to review [File No. 19-626](#), a report from the Comptroller requested as part of the 2019 Capital Improvement Budget.

*Remaining sections of this Overview present a more detailed explanation of tax levy changes, major budget changes, and capital improvement projects.*

# **SECTION 2**

## TAX LEVY CHANGES

## 2024 RECOMMENDED TAX LEVY CHANGES

	AGENCY	2023 Adopted	2024 CEX	Tax Levy Change	Percent Change
<b>DEPARTMENTAL</b>					
<i>Legislative &amp; Executive</i>					
100	County Board	\$ 1,251,689	\$ 1,155,689	\$ (96,000)	-7.67%
110	County Exec. - General Office	\$ 957,708	\$ 1,031,891	\$ 74,183	7.75%
103	County Exec. - Government Affairs	\$ 400,490	\$ 414,562	\$ 14,072	3.51%
<b>Legislative &amp; Executive Subtotal</b>		<b>\$ 2,609,887</b>	<b>\$ 2,602,142</b>	<b>\$ (7,745)</b>	<b>-0.30%</b>
<i>Staff Agencies</i>					
109	Office of Equity	\$ 905,454	\$ 920,637	\$ 15,183	1.68%
112	Personnel Review Brd /Civil Service Commission	\$ 266,785	\$ 273,601	\$ 6,816	2.55%
113	Corporation Counsel	\$ 1,318,659	\$ 1,374,921	\$ 56,262	4.27%
114	Human Resources	\$ 5,949,244	\$ 6,702,107	\$ 752,863	12.65%
118	Strategy, Performance, & Budget	\$ 2,133,667	\$ 2,804,320	\$ 670,653	31.43%
<b>Staff Agencies Subtotal</b>		<b>\$ 10,573,809</b>	<b>\$ 12,075,586</b>	<b>\$ 1,501,777</b>	<b>14.20%</b>
<i>Staff Agencies-Consolidated DAS</i>					
115	DAS - Central Business Office	\$ 755,740	\$ 793,480	\$ 37,740	4.99%
115	DAS - Facilities Operations and Maintenance	\$ 17,813,053	\$ 21,006,722	\$ 3,193,669	17.93%
115	DAS - Facilities Management Director's Office	\$ -	\$ 188,922	\$ 188,922	100.00%
115	DAS - Procurement	\$ 1,017,572	\$ 1,180,832	\$ 163,260	16.04%
115	DAS - Office of Economic Inclusion	\$ 585,826	\$ 632,250	\$ 46,424	7.92%
115	DAS - Mangement	\$ 115,502	\$ 121,940	\$ 6,438	5.57%
115	DAS - Office of Sustainability	\$ 197,055	\$ 202,563	\$ 5,508	2.80%
115	DAS - Environmental Services	\$ 204,061	\$ 300,414	\$ 96,353	47.22%
115	DAS - Architecture & Engineering	\$ (291,854)	\$ (123,420)	\$ 168,434	-57.71%
115	DAS - Economic Development	\$ 118,173	\$ 96,668	\$ (21,505)	-18.20%
115	DAS - IMSD Central Purchases	\$ 6,166,223	\$ 8,633,455	\$ 2,467,232	40.01%
116	DAS - Information Mgt Services Division	\$ 14,420,018	\$ 15,532,097	\$ 1,112,079	7.71%
117	DAS - Risk Management	\$ 11,213,918	\$ 11,655,344	\$ 441,426	3.94%
550	DAS - Water Distribution System	\$ (26,000)	\$ -	\$ 26,000	-100.00%
<b>Consolidated DAS Subtotal</b>		<b>\$ 52,289,287</b>	<b>\$ 60,221,267</b>	<b>\$ 7,931,980</b>	<b>15.17%</b>
<i>General Government</i>					
301	Election Commission	\$ 555,203	\$ 996,925	\$ 441,722	79.56%
309	County Treasurer	\$ (1,080,562)	\$ (1,033,481)	\$ 47,081	-4.36%
327	County Clerk	\$ 532,183	\$ 888,729	\$ 356,546	67.00%
340	Register of Deeds	\$ (3,299,645)	\$ (2,634,867)	\$ 664,778	-20.15%
370	Office of the Comptroller	\$ 5,106,843	\$ 5,502,364	\$ 395,521	7.74%
<b>General Government Subtotal</b>		<b>\$ 1,814,022</b>	<b>\$ 3,719,670</b>	<b>\$ 1,905,648</b>	<b>105.05%</b>

<b>Courts &amp; Judiciary</b>						
200	Combined Court Related Operations	\$ 17,439,285	\$ 17,270,374	\$ (168,911)	-0.97%	
243	Department of Child Support Services	\$ 2,029,516	\$ -	\$ (2,029,516)	-100.00%	
290	Courts - Pre-Trial Services	\$ 4,884,719	\$ 6,414,838	\$ 1,530,119	31.32%	
<b>Courts &amp; Judiciary Subtotal</b>		<b>\$ 24,353,520</b>	<b>\$ 23,685,212</b>	<b>\$ (668,308)</b>	<b>-2.74%</b>	
<b>Public Safety</b>						
400	Office of the Sheriff	\$ 38,404,336	\$ 48,248,019	\$ 9,843,683	25.63%	
430	Community Reintegration Center	\$ 48,563,198	\$ 53,414,185	\$ 4,850,987	9.99%	
450	District Attorney	\$ 7,360,432	\$ 7,851,951	\$ 491,519	6.68%	
480	Emergency Management	\$ 8,907,616	\$ 7,930,908	\$ (976,708)	-10.96%	
490	Medical Examiner	\$ 1,473,078	\$ 1,833,631	\$ 360,553	24.48%	
<b>Public Safety Subtotal</b>		<b>\$ 104,708,660</b>	<b>\$ 119,278,694</b>	<b>\$ 14,570,034</b>	<b>13.91%</b>	
<b>Public Works and Transportation</b>						
504	DOT - Airport	\$ -	\$ -	\$ -	0.00%	
509	DTPW - Transportation Services	\$ 284,150	\$ 286,916	\$ 2,766	0.97%	
510	DOT - Highway Maintenance	\$ -	\$ -	\$ -	0.00%	
530	DOT - Fleet Maintenance	\$ (421,853)	\$ (542,672)	\$ (120,819)	28.64%	
560	Milwaukee County Transit/Paratransit Sys.	\$ 8,681,886	\$ 25,131,707	\$ 16,449,821	189.47%	
580	DOT - Director's Office	\$ -	\$ -	\$ -	0.00%	
<b>Public Works and Transportation Subtotal</b>		<b>\$ 8,544,183</b>	<b>\$ 24,875,951</b>	<b>\$ 16,331,768</b>	<b>191.14%</b>	
<b>Health and Human Services</b>						
630	DHHS - Behavioral Health Services	\$ 53,000,000	\$ 59,585,732	\$ 6,585,732	12.43%	
800	Dept. of Health and Human Services	\$ 35,447,935	\$ 37,927,775	\$ 2,479,840	7.00%	
<b>Health &amp; Human Services Subtotal</b>		<b>\$ 88,447,935</b>	<b>\$ 97,513,507</b>	<b>\$ 9,065,572</b>	<b>10.25%</b>	
<b>Recreation &amp; Culture</b>						
900	Parks, Recreation and Culture	\$ 20,806,587	\$ 21,500,190	\$ 693,603	3.33%	
950	Zoological Dept.	\$ (689,120)	\$ (164,526)	\$ 524,594	-76.13%	
991	University Extension Service	\$ 329,697	\$ 422,713	\$ 93,016	28.21%	
<b>Recreation &amp; Culture Subtotal</b>		<b>\$ 20,447,164</b>	<b>\$ 21,758,377</b>	<b>\$ 1,311,213</b>	<b>6.41%</b>	
<b>Cultural Contributions - Agency 199</b>						
1908	Milwaukee Cty. Historical Society	\$ 354,105	\$ 354,105	\$ -	0.00%	
1914	War Memorial Center	\$ 486,000	\$ 442,000	\$ (44,000)	-9.05%	
1915	Villa Terrace/Charles Allis Museums	\$ 225,108	\$ 225,108	\$ -	0.00%	
1916	Marcus Center for the Performing Arts	\$ 600,000	\$ 550,000	\$ (50,000)	-8.33%	
1917	Milwaukee Art Museum	\$ 1,290,000	\$ 690,000	\$ (600,000)	-46.51%	
1966	Federated Library System	\$ 66,650	\$ 66,650	\$ -	0.00%	
1974	Fund for the Arts	\$ 407,825	\$ 407,825	\$ -	0.00%	
9700	Public Museum	\$ 3,500,000	\$ 3,500,000	\$ -	0.00%	
<b>Cultural Contributions Subtotal</b>		<b>\$ 6,929,688</b>	<b>\$ 6,235,688</b>	<b>\$ (694,000)</b>	<b>-10.01%</b>	
<b>DEBT SERVICE</b>						
996	General County Debt Service	\$ 35,478,674	\$ 38,891,247	\$ 3,412,573	9.62%	
<b>Debt Service Subtotal</b>		<b>\$ 35,478,674</b>	<b>\$ 38,891,247</b>	<b>\$ 3,412,573</b>	<b>9.62%</b>	



<b>CAPITAL IMPROVEMENTS</b>						
	Capital Improvements - Agency 120	\$	-	\$ 30,827,236	\$ 30,827,236	100.00%
	<b>Capital Improvements Subtotal</b>	\$	-	\$ 30,827,236	\$ 30,827,236	100.00%
<b>NON-DEPARTMENTAL REVENUES - AGENCY 190</b>						
1901	Unclaimed Money	\$	(1,250,000)	\$ -	\$ 1,250,000	-100%
1986	Fire Charges Uncollectable	\$	952,032	\$ -	\$ (952,032)	-100%
1902	State Personal Property Aid	\$	(1,552,371)	\$ (1,561,543)	\$ (9,172)	1%
1937	Potawatomi Allocation	\$	(5,881,977)	\$ (5,919,880)	\$ (37,903)	0.64%
1992	Earnings on Investments	\$	(5,382,871)	\$ (18,424,000)	\$ (13,041,129)	
1993	State Shared Taxes	\$	(30,967,836)	\$ (39,111,080)	\$ (8,143,244)	26.30%
1994	State Exempt Computer Aid	\$	(5,129,455)	\$ (5,292,252)	\$ (162,797)	3.17%
1995	Milwaukee Bucks Sports Arena	\$	4,000,000	\$ 4,000,000	\$ -	0.00%
1996	County Sales Tax Revenue	\$	(90,656,281)	\$ (105,106,294)	\$ (14,450,013)	15.94%
1998	Surplus from Prior Year	\$	(5,000,000)	\$ (5,000,000)	\$ -	0.00%
1999	Other Misc. Revenue	\$	(25,000)	\$ (25,000)	\$ -	0.00%
	<b>Non Departmental Revenues Subtotal</b>	\$	(140,893,759)	\$ (176,440,049)	\$ (35,546,290)	-25.23%
<b>NON - DEPARTMENTAL EXPENDITURES AGENCY 194</b>						
1913	Civil Air Patrol	\$	11,500	\$ 11,500	\$ -	0.00%
1921	Human Resource and Payroll System	\$	1,790,139	\$ 1,790,139	\$ -	0.00%
1930	Internal Service Abatement				\$ -	0.00%
1935	Charges to Other County Depts.	\$	(10,304,052)	\$ (54,245,907)	\$ (43,941,855)	426.45%
1945	Appropriation - Contingencies	\$	5,000,966	\$ 5,009,162	\$ 8,196	0.16%
1950	Employee Fringe Benefits	\$	111,326,750	\$ 69,637,722	\$ (41,689,028)	-37.45%
1951	0.4% Sales Tax	\$	-	\$ -	\$ -	0.00%
1961	Litigation Reserve Account	\$	186,362	\$ 186,362	\$ -	0.00%
1971	Centralized Crosscharges	\$	(10,522,889)	\$ -	\$ 10,522,889	-100.00%
1972	Central Salary Adjustment	\$	2,773,096	\$ 2,850,385	\$ 77,289	2.79%
1985	Capital Outlay/Depreciation Contra	\$	(2,942,791)	\$ (1,861,740)	\$ 1,081,051	36.74%
1989	Investment Mangement Fee	\$	300,000	\$ 300,000	\$ -	0.00%
	<b>Non Departmental Expenditures Subtotal</b>	\$	97,619,081	\$ 23,677,623	\$ (73,941,458)	75.74%
<b>Expendable Trust Funds</b>						
700	BHD Expendable Trust Fund	\$	-	\$ -	\$ -	0.00%
	<b>Expendable Trust Funds Subtotal</b>	\$	-	\$ -	\$ -	0.00%
	<b>GRAND TOTAL DEBT SERVICE</b>	\$	35,478,674	\$ 38,891,247	\$ 3,412,573	9.62%
	<b>GRAND TOTAL OPERATING PURPOSE</b>	\$	418,337,236	\$ 426,470,953	\$ 8,133,717	1.94%
	<b>GRAND TOTAL REVENUES</b>	\$	(140,893,759)	\$ (176,440,049)	\$ (35,546,290)	25.23%
	<b>GRAND TOTAL</b>	\$	312,922,151	\$ 288,922,151	\$ (24,000,000)	-7.67%

# SECTION 3

## MAJOR CHANGES

## LEGISLATIVE AND EXECUTIVE FUNCTION

### 100 - COUNTY BOARD

Under 2013 Wisconsin Act 14, expenditures for the County Board are limited to a maximum of 0.4 percent of the County levy, with limited exceptions for other expenses. With the County Executive's proposed *decrease* in the tax levy, the Act 14 cap is \$1,155,689, or \$96,000 less than the 2023 cap amount. The amount in the 2024 Recommended Budget is at the statutory cap. Each \$1 million increase/decrease in the tax levy results in the allowable cap for Board expenditures increasing/decreasing \$4,000.

The 2024 Recommended Budget transfers five Legislative Assistant positions to the County Clerk's Office. The challenges of absorbing higher [salaries](#) and other departmental costs under a strict state-imposed expenditure limit was highlighted in a [report](#) reviewed by the Committee on Finance in September. The DAS-IMSD Budget also includes \$103,584 for specialized audio-visual support for the County Board to manage hybrid and public meetings and updated smart conference rooms.

### 110 - COUNTY EXECUTIVE

The County Executive – General Office budget for 2024 maintains nine FTE and two paid intern positions and related salary costs. Tax levy support for the office increases by \$74,183 to \$1,031,891. The majority of the increase is for ongoing personnel costs, travel expenditures related to NACo duties, and fleet management charges.

### 103 – COUNTY EXECUTIVE – OFFICE OF GOVERNMENT AFFAIRS

The Office of Government Affairs represents the interests of Milwaukee County and engages with the State of Wisconsin, the federal government, and local governments across Wisconsin. The office consists of a Government Affairs Director, who works within the Office of the County Executive, and a Government Affairs Liaison, who works with the County Board of Supervisors. Membership in the Wisconsin Counties Association is paid for through the Office of Government Affairs.

For 2024, the Office's budget increases by \$14,072 to \$414,562 from \$400,490. The increase reflects contracted help to support efforts at the State and Federal levels to gain more revenue for the County.

## GENERAL GOVERNMENT FUNCTION

### 309 - COUNTY TREASURER

The 2024 Recommended Budget for the County Treasurer includes 10 budgeted positions, the same as the 2022 Adopted Budget.

Total revenue remains at \$2,030,000, which is driven by delinquent property tax collections. The Treasurer also manages the earnings on investments function, which beginning in 2023 is budgeted in Agency 190, Countywide Non-Departmental Revenues. In a recent [report](#), the Treasurer and Comptroller is projecting earnings on investments to have a \$17.1 million surplus this year due to rising interest rates and a higher than expected daily average balance. These strong results helped justify the decision to budget \$18.4 million in investment earnings in 2024, an increase of \$13 million.

The Treasurer manages investment earnings with the assistance of outside investment advisors. These three-year contracts were recently modified by the County Board in [File No. 23-638](#).

### 327 – COUNTY CLERK & ELECTION COMMISSION

The independently elected County Clerk administers and records the proceedings of the County Board of Supervisors, maintains all legislative files, staffs County Board meetings and committees, updates existing ordinances and publishes new ordinances online. The County Clerk's Office runs and maintains the legislative workflow software Legistar, its public-facing counterpart, the Milwaukee County Legislative Information Center (CLIC) and all the hardware and software that accompanies it. The County Clerk issues marriage licenses and domestic partnership terminations, registers all lobbyists and lobbying principals, and reports lobbying registrations and expenditures to the County Board, County Executive, and the public. The Clerk's office also administers all oaths of office, and the County Clerk serves as the Executive Director of the County Elections Commission.

The 2024 Recommended Budget for the Clerk/Election Commission increases its net tax levy by \$798,268 to meet costs associated with the scheduled Presidential-year 2024 elections, staffing changes, and increases in courthouse weddings in 2024. Expenditures increase by \$819,618 and revenues increase by \$21,350 compared to 2023.

The County Clerk's FTEs increase by 6 to 21.0 in 2024. 5.0 FTE Legislative Assistants will be transferred from the Milwaukee County Board of Supervisors to the Office of the County Clerk and 1.0 FTE Committee Coordinator, funded by tax levy, was created in the current year ([File No. 23-551](#)).

The tax levy for the Election Commission is increased by \$441,722. The expenditures in this service area increase as it is an even numbered year with four elections scheduled in 2024: the Spring Primary, the Spring & Presidential Preference, the Partisan Primary, and the General Election. \$20,000 in tax levy is

included for the Election Commission to improve and enhance user experience of the election night reporting webpage.

### **340 – OFFICE OF THE REGISTER OF DEEDS**

The Register of Deeds (ROD) is mandated under Wisconsin State Statutes 59.43, 69.05, and 69.07. The Register of Deeds documents and records all vital statistics and land records. The Register of Deeds also reviews all tax descriptions, assigning new tax numbers and assisting local assessors with copies of real estate documents.

As the real estate market trends downwards and lending rates increase, the ROD has seen a reduction in digital images and documents needed to transfer. The 2024 Recommended Budget increases its net tax levy by \$664,778 as a result of a decrease in revenues by \$540,700.

Two bills in the Wisconsin Legislature may have an impact on ROD revenues if passed. The first bill may result in an influx of vital records sales if the City Health Department is no longer able to sell certain records that are also sold by the ROD. The second bill relates directly to the Real Estate Transfer tax and would increase the percentage fee split between Milwaukee County and the State. The current rate is 20 percent County and 80 percent state. If the bill is passed, the split would change to 30/70 for 2023 and 2024, 40/60 in 2025 and 50/50 in 2026.

Administrative changes for the ROD include 1.0 FTE increase due to a position moving from Tax Listing Services to Administration.

### **370 - OFFICE OF THE COMPTROLLER**

The Office of the Comptroller was created in 2012 in accordance with State Statute 59.255. The elected Comptroller maintains Milwaukee County's accounting books, monitors and reports on budget versus actual fiscal results, prepares annual financial reports of the government and analyzes proposals for the use of County funds. The Comptroller serves as the County's Chief Financial Officer and therefore administers the payroll functions as well.

The 2024 Recommended Budget reflects a tax levy increase of \$395,521 to \$5,502,364 driven primarily by approved pay increases for existing staff. The number of positions for the office remains at 62 FTE assigned to the following areas: Administration/Fiscal Services, Central Accounting, Central Payables, Central Capital, Central Payroll, Audit Services, and Research Services. Areas of focus in 2024 will be the ongoing support of the financial administration of American Rescue Plan Act (ARPA) funding of \$183 million and the ongoing implementation of the Enterprise Resource Planning (ERP) financial system, INFOR.

The 2024 Recommended Budget is using the Full Cost Allocation Plan which will allow the County to recoup revenue in support of the full cost of indirect operations. In addition, the Comptroller is negotiating with the Federal government to obtain its first Negotiated Indirect Cost Rate Agreement (NICRA) which will allow

departments to receive additional revenue when applying for federal and state grants in support of the full cost of indirect operations that support the department.

The Audit Services Division increases expenditures by \$228,795 partially due to rising costs for existing outside professional services agreements related to the County's financial statements and to also review new and ongoing COVID-related programs to ensure help accurate reporting.

## ADMINISTRATIVE FUNCTION

### 109 – OFFICE OF EQUITY

The Office of Equity (OOE) will focus on moving from community input to community empowerment, inviting residents to take part in crucial conversations in Milwaukee County. The OOE strives to bridge the gap between County residents and government. The OOE works to eliminate barriers to access and inclusion in ways that are responsive, transparent, and accountable to vulnerable communities. The 2024 Recommended Budget increases the net tax levy by \$15,183. Revenue is reduced by \$167,483 due to the end of a grant. Additionally, OOE is moving the Information and Outreach Coordinator role from funded to unfunded, as costs for this position are covered by American Rescue Plan Act (ARPA) funds. The movement of the Information and Outreach Coordinator role reduces OOE's FTE by 1.0.

### 112 – PERSONNEL REVIEW BOARD, CIVIL SERVICE COMMISSION AND ETHICS BOARD

The Personnel Review Board (PRB) and the Civil Service Commission (Commission) were established in [Chapter 33](#) of the Milwaukee County Code of General Ordinances (MCGO). The PRB and the Commission consist of five citizen members appointed by the County Executive and approved by the Milwaukee County Board of Supervisors. Each entity is quasi-independent of one another and operates with the highest integrity and in the public's best interest. The Commission meets bi-monthly. The Ethics Board meets quarterly and comprises six members who provide advisory opinions, ethics education, ethics code investigations, and interpretation of [Chapter 9](#): Code of Ethics in the MCGO. The office of these three bodies is managed by three FTEs (an administrator, a paralegal, and an administrative assistant.)

The 2024 Recommended Budget reflects a cost to continue and increases the net tax levy by \$6,816. The volume of charges for employee disciplinary matters and continued levels of service, training, and outreach remains about the same.

## 113 – OFFICE OF CORPORATION COUNSEL

The Office of Corporation Counsel (OCC) serves as the chief legal counsel for all Milwaukee County departments, elected officials, and the Employees' Retirement System. Additionally, OCC provides litigation defense services billed to Wisconsin Mutual Insurance Company to generate revenue for the department.

The 2024 Recommended Budget for OCC is a cost to continue and has a tax levy increase of \$56,262. The department maintains full staffing of 26.0 FTE positions, with an additional 1.0 FTE Assistant Corporation Counsel position, created mid-year 2023 outside the annual budget process to increase the capacity and responsiveness of the office. (File No. [23-621](#))

## 114 – DEPARTMENT OF HUMAN RESOURCES

The 2023 Recommended Budget reflects a tax levy increase of \$752,863 to \$6.7 million. This is primarily due to personnel costs, including the addition of two new positions, and additional funding for operational costs. One new Director of Diversity, Equity, and Inclusion (DEI) position is added to help recruit diverse talent to the County and help and ensure equitable hiring and career ladder opportunities. One new Deputy Director of Retirement Plan Services position is added to help manage the transition to the Wisconsin Retirement System in 2025 for all new hires, as required by Act 12, and assist with the operation of the legacy Employees' Retirement System. The salary and social security cost of these two positions is \$205,071.

An appropriation of \$170,000 is provided to provide \$100,000 for the Employee Engagement survey and \$70,000 is added for Diversity, Equity, and Inclusion initiatives.

The Division of Audit Services, Office of the Comptroller, issued an [audit](#) in February 2020, "Pulling Back the Curtain: A Look at Milwaukee County's Workforce Through Racial and Gender Equity Lenses from 2009 to 2019. This work has helped inform the process of data analytics on the County's workforce. Follow up reports on the recommendations contained in the audit have been reviewed by the County Board, including [File No. 23-112](#) reviewed by the Committee on Audit in 2023.

As discussed in Agency 194 – Central Salary Costs, this non-departmental account holds \$3 million for employee salary adjustments to be recommended by the Department of Human Resources in 2024 based on the results of an ongoing compensation study. The County Board recently approved the revised pay grades and first group of evaluated employees in [File No. 23-811](#). County Board approval to release these funds will be required after the compensation study has been presented and reviewed.

## 115 – DEPARTMENT OF ADMINISTRATIVE SERVICES

The Department of Administrative Services includes many strategic areas that operate under Agency 115. A listing of the divisions under DAS includes:

- DAS Management
- Central Business Office (CBO)
- Procurement
- Office of Economic Inclusion formerly known as Community Business Development Partners
- Economic Development
- IMSD
- Governance and Business Solutions
- Facilities Management Director’s Office
- Facilities Operations and Maintenance
- Architecture and Engineering
- Environmental Services
- Office of Sustainability
- GIS & Land Information Office
- Risk Management (Agency 117 but under DAS)
- Water Distribution System/Utilities (Agency 550 but under DAS)

## **115 - DAS– CENTRAL BUSINESS OFFICE**

The DAS Business Office (Central Business Office “CBO”) was created in to assist the other DAS Divisions and provide a more seamless and consolidated view of the department. The office provides centralized financial and budget preparation support for DAS and several other departments.

## **115 - DEPARTMENT OF ADMINISTRATIVE SERVICES - PROCUREMENT DIVISION**

The Procurement Division increases the number of FTE positions to 12 in 2024 with the creation of one Compliance Contract Manager. The position is expected to assist in the formation of Administrative Manual Operating Procedures (AMOPs), a code of conduct for contractors and a debarment process.

The Procurement Division plans on administering 65 Request for Proposals (RFPs) in 2024. The division also processes requisitions and obtains price agreements on behalf of departments.

## **104 - DAS – OFFICE OF ECONOMIC INCLUSION**

The Office of Economic Inclusion (formerly Community Business Development Partners) works to increase overall economic viability for targeted and disadvantaged businesses (TBEs and DBEs), in addition to tracking internal contract compliance within Milwaukee County.

This office administers the County’s Targeted, Small, and Disadvantaged Business Enterprise (TBE/DBE) programs pursuant to federal regulations and County ordinances. OEI frequently reports to County Board committees regarding



the states of different contracts meeting their TBE and DBE participation goals (For example, see File Nos., 21-10, 22-12, or 23-21).

The 2024 Recommended Budget includes \$25,000 one-time funding to create a training program to educate, prepare, and grow minority owned businesses in Milwaukee County. Including this one-time funding, the OEI budget increases by \$46,242 for a total tax levy allocation of \$632,250.

## 115 - DAS - ECONOMIC DEVELOPMENT

The Economic Development Division manages economic development initiatives and real estate services, including leasing County properties, selling surplus properties, and selling properties primarily seized via tax foreclosure. The division studies County real estate issues by examining the total lifecycle cost and serves as a locus for County construction and leasing active ties.

For 2024, the division's budgeted revenues increase by \$60,432 from \$1,744,889 to \$1,805,321. The increased revenue is greater than the anticipated expenditure increases, resulting in a reduced tax levy contribution compared to 2023. DAS-ED will strengthen its focus into more traditional economic development initiatives (see below), advancing racial equity and strengthening the regional economy.

### 2024 INITIATIVES

- Working toward the construction of a forensic science and protective medicine center to house the Office of the Medical Examiner and the Office of Emergency Management together with the Medical College of Wisconsin at the Milwaukee Regional Medical Complex (MRMC) (see File Nos. [16-393](#), [17-298](#), [19-705](#), [19-698A](#), [20-237](#), and [20-610](#))
- Support the development of the new Marcia P. Coggs Human Services Center by determining the current structure's future and by accommodating DHHS parking and move needs (see File No. [22-617](#)).
- Prepare, market, and sell the Fiebrantz Bus Station (see File No. [23-815](#))
- Connect job training and workforce development efforts with Milwaukee County services such as the Milwaukee County Housing Choice Voucher Program (see File No. [23-698](#))

### ONGOING RESPONSIBILITIES

- Land Sales: Both County surplus and tax-foreclosed properties for failure to pay County property taxes and/or property taxes in Milwaukee County but outside of the City of Milwaukee (For example, see [File No. 22-26](#), [File No. 21-21](#), [File No. 20-15](#), and Org. Unit 1933 Land Sales).
- Compliance on real estate and development projects such as:
  - **Ballpark Commons** baseball stadium and developments in the City of Franklin (File Nos. [17-334](#), [19-455](#), [19-602](#), [19-619](#), [20-94](#), [20-193](#), [21-760](#), [21-934](#), [21-935](#), [21-940](#), [22-400](#), and [22-983](#))

- **St. Anthony’s Supportive Housing** in the City of Milwaukee (File No. [16-506](#))
- **City Campus** building in the City of Milwaukee (File Nos. [14-937](#) and [16-338](#))
- **Couture development** on the City of Milwaukee lakefront (File Nos. [11-401](#), [12-633](#), [13-152](#), [14-827](#), [17-158](#), [17-432](#), [18-312](#), [18-562](#), [18-776](#), [19-661](#), [20-475](#), [20-754](#), [20-904](#), [21-491](#), and [22-967](#))
- **Innovation Campus** in the City of Wauwatosa (File Nos. [20-381](#), [20-484](#), and [21-1089](#))
- **Park East Corridor** redevelopments in the City of Milwaukee (File Nos. [11-108](#), [11-285](#), [11-388](#), [12-10](#), [12-213](#), [12-429](#), [12-473](#), [12-474](#), [12-707](#), [12-761](#), [13-468](#), [13-528](#), [13-555](#), [13-599](#), [13-616](#), [13-634](#), [13-801](#), [13-802](#), [13-914](#), [14-184](#), [14-724](#), [15-288](#), [15-413](#), [15-415](#), [15-442](#), [16-90](#), [17-153](#), [17-300](#), [18-644](#), [19-146](#), [19-794](#), [20-123](#), [21-263](#), and [22-398](#))

**MONITOR PARTNERSHIP PROGRAMS**

- Milwaukee Economic Development Corporation (MEDC)—Small business loans (File Nos. [12-985](#), [13-231](#), [18-646](#), [20-483](#), and [22-852](#))
- Property Assessed Clean Energy (PACE)—Finance for water and energy efficiency and for renewable energy sources ([File No. 18-536](#))
- Near West Side Partners—Economic Development Grants

<b>MILWAUKEE COUNTY DUES PAID</b> <i>VIA ECONOMIC DEVELOPMENT DIVISION</i>				
ORGANIZATION	DUES CHANGES			
	2021	2022	2023	2024
<b>East Wisconsin RR Co.</b>	\$25,000	\$25,000	\$25,000	\$25,000
<b>Visit Milwaukee</b>	\$25,000	\$25,000	\$25,000	\$25,000
<b>Milwaukee Workforce Funding Alliance</b>	\$10,000	\$10,000	\$10,000	\$10,000
<b>Milwaukee 7</b>	\$10,000	\$10,000	\$10,000	\$10,000
<b>ACTS Housing</b>	\$0	\$0	\$0	\$0

*continued on next page*

<b>MILWAUKEE COUNTY DUES PAID (CONTINUED)</b> <i>VIA ECONOMIC DEVELOPMENT DIVISION</i>				
<b>International Economic Development Council (IEDC)</b>	\$2,000	\$2,000	\$0	\$0
<b>Wisconsin Economic Development Association (WEDA)</b>	\$2,000	\$2,000	\$0	\$0
<b>BizStarts</b>	\$0	\$0	\$0	\$0
<b>CEOs for Cities</b>	\$0	\$0	\$0	\$0
<b>Wisconsin Policy Forum*</b>	\$0*	\$0*	\$0	\$0
<b>Urban Economic Development Association of Wisconsin (UEDA)</b>	\$350	\$350	\$0	\$0
<b>Total</b>	<b>\$74,350</b>	<b>\$74,350</b>	<b>\$70,000</b>	<b>\$70,000</b>

\*Wisconsin Policy Forum membership is paid through the Office of Government Affairs

### **115 – DAS – INFORMATION MANAGEMENT SERVICES DIVISION (IMSD)**

The DAS-IMSD Division is part of the combined DAS department with portions of its budget in the General Fund, while the remainder stays as an Internal Service Fund. Overall, tax levy increases \$1.1 million to \$15.5 million. The 2024 Recommended Budget proposes the continuation of five positions for DAS-IMSD, including one position each of Analyst Business Development IT, Business Intelligence Analyst III, Business Intelligence Analyst II, Data Engineer III, and Data Delivery Manager III. These positions were funded with American Rescue Plan Act (ARPA) funds through 2024. Another seven positions are created including a Telecom Analyst, System Security Engineer, two Service Desk II, two Desktop Support, IT Business Relationship Manager. This is partially offset with the abolishment of one Project Manager IT position. Eight of these positions are created to reduce the reliance on contracted staff.

An allocation of \$10.5 million of American Rescue Plan Act (ARPA) funds were [allocated](#) to DAS-IMSD in 2022. The ARPA Task Force recommended, and County Board approved, the requested \$500,000 for a digital transformation assessment and set aside of \$10 million to execute the digital transformation roadmap. Approximately \$3.2 million of funds were released as part of [File No. 22-977](#) approved in September, 2022 including the IMSD projects found [here](#). [File No. 23-821](#) was approved in September which approved the remainder of the funding. The list of approved projects can be found [here](#).

The County’s Technology Purchase Management (aka Central Spend, Page 158) increases \$2.4 million to \$8.6 million. These funds are used countywide to support departments by paying for software licenses and providing centralized purchases for IT needs, such as copiers and other technology needs. \$2.3 million is moved in 2024 from Non-Departmental Expenditures to the Central Spend

account due to the county-wide change in the methodology for the Central Service Allocation.

## **115 – DAS - FACILITIES MANAGEMENT DIRECTOR'S OFFICE**

Division Functions:

- County facilities operations and maintenance
- Planning and development Countywide
- Emphasis on total lifecycle and asset management of County real property
- Architecture and engineering
- Environmental Services
- Building Condition assessment and sustainability

Further, the Director's Office provides overall management and oversight of the Facilities Management Division (FMD), which focuses on total lifecycle and asset management of the County's real property.

The Office's expenditures in 2024 remain at \$188,922, are entirely cross- charged to other units of DAS-FMD.

## **115 – DAS FACILITIES OPERATIONS AND MAINTENANCE**

Facilities Operations and Maintenance provides full facility services to County-owned properties, ranging from the Courthouse to the Criminal Justice Facility. The operations team focuses on people, performance, and the transition from a reactive to a preventative maintenance program. The 2024 Recommended Budget includes a variety of position changes but results in no net FTE personnel increases including:

- Create 1.0 FTE Maintenance Technician
- Create 1.0 FTE Electrical Lead and Abolish 1.0 FTE Electrical Mechanic DOT
- Create 1.0 FTE Locksmith Supervisor retitled from Machinist Lead
- Abolish 1.0 FTE Refrigeration Mechanic

Tax Levy allocated to DAS-Facilities Operations and Maintenance increases by \$3,193,669 compared to 2023. Revenues increase by \$1,059,798, as additional tax levy will be used to facilitate the early payoff to the City of Wauwatosa related to fire protection expenses to serve County assets.

The County has a legacy agreement with the City of Wauwatosa for Fire Protection on the County Grounds which was executed when the County had a much larger presence. Under the status quo agreement, \$39 million of payments are owed between 2023 and 2041. The County has attempted to collect these costs through the County's Water Utility charges, but a portion was not paid and

budgeted previously in Non-Departmental Agency 190 – Org. 1986 Fire Charge Uncollectable. That account is discontinued and approximately \$973,000 of tax levy is moved from the non-departmental account to DAS.

DAS has negotiated an exit agreement with Wauwatosa which requires total payments of \$8.7 million by 2029 million, but advance payments can be made to eliminate the obligation sooner. The County Board authorized \$1,869,490 in ARPA funds toward the commitment in [File No. 23-808](#) approved in September. The 2024 Recommended Budget includes \$3.6 million; \$1.6 million for the annual payment and \$2 million in advance payments. These payments would reduce the total outstanding to approximately \$3.2 million, with the goal of paying the balance off by the 2025 Budget.

## 115 – DAS ARCHITECTURE & ENGINEERING

Subdivisions:

- Architectural Services
- Airport Engineering
- Civil Engineering and Site Development
- Facilities Condition Assessment

This division plans, designs, monitors, and provides technical services for various County projects relating to remodeling, improvements, additions, and new construction.

For 2024, the Architecture & Engineering Division’s budget increases by \$202,241 from \$4,333,895 to \$4,536,136. A new Capital Program Operations team will provide project assistance, compliance, and workflow management. Further, a new Project Management unit will be added to efficiently utilize existing County spaces. Additionally, the 2024 Recommended Budget includes adding an Engineering Project Manager position to improve project delivery and customer service in conjunction with Environmental Services (See File No. [23-704](#)) and defunds 1 FTE Principal Facilities CA position.

## 115 – DAS ENVIRONMENTAL SERVICES

The Environmental Services program provides technical guidance and development of environmental functions for County buildings and assets, including sustainability. Environmental Services also serves as the Milwaukee County Land Conservation agent, working with grants from the Wisconsin State Department of Agriculture, Trade, and Consumer Protection to reduce soil erosion and minimize pollution. Despite the tax levy allocation for Environmental Services increasing by \$96,353, this is a cost to continue budget. The 2024 tax levy increase in 2024 is to account for the Sewer direct crosscharge being moved to the Central Service Allocation.

## 115 – DAS OFFICE OF SUSTAINABILITY

The Office of Sustainability is operated by two FTE positions including one Energy Efficiency Program Manager. Duties of the Office of Sustainability include:

- Reduce energy costs
- Reduce greenhouse gas emissions
- Improve solid waste tracking and diversion rate
- Promote sustainable design and construction
- Will lead County’s climate action plan for County operations
  - File Nos. [20-318](#):and [20-889](#): County government greenhouse gas emissions report
  - File No. [21-234](#): Application for a Wisconsin Energy Innovation Grant to secure greater energy efficiency
  - File Nos. [22-389](#) & [22-818](#): Climate Action Plan and Lighting Upgrades Capital Project

The Office has offered its expertise through participation in the City-County Joint Taskforce on Climate and Economic Equity. Related Files:

- Inception: [File No. 19-582](#) and City of Milwaukee [File No. 19-445](#)
- [Workgroup files](#) (City of Milwaukee)
- Preliminary report: [File No. 20-496](#)
- Milwaukee’s Climate & Equity Plan: Summary of Working Group Recommendations: [File No. 22-64](#)

This is a cost to continue budget, with a modest tax levy increase of \$5,508 for a total allocation of \$202,563.

## 115 – DAS GIS & LAND INFORMATION OFFICE

The Land information Office (LIO) maintains the digital application of the County’s land records based on ESRI’s Geographic Information System (GIS) software. In particular its [website](#) has an [interactive map](#) with property information, but also hosts a variety of data for the public to download among services available. Upon request the LIO also provides additional data which may not exist online. It provides GIS-based support, drafting GIS-based maps for County departments and providing GIS spatial analysis upon request. The LIO also oversees the County’s master space planning, utility management, and Facilities Maintenance Division sustainable facilities to evaluate all County facilities for viability and lifecycle based on cost to maintain and operationality.

For 2024, the LIO’s budget increases to \$1,101,538 from \$931,000, an increase of \$160,538. The LIO will contract with the Southeastern Wisconsin Regional Planning Commission ([SEWRPC](#)) for county surveyor services pursuant to [Wis. Stat. § 59.74](#). This will include compiling all surveying work done in Milwaukee County and providing technical assistance to the LIO.

The 2024 budget moves the LIO into DAS – Information Management Services Division (IMSD) from DAS-Facilities, aligning with IMSD’s shared technology around geospatial information.

## **115 – DAS - RISK MANAGEMENT**

DAS-Risk Management is an internal service fund that charges its expenses to other County departments. Risk Management is striving for a centralized safety management model to oversee safety programs, policies and claims investigation. In 2023, the rollout of Occupational Health Program continues to develop broad policies across all departments. A new position of Subrogation Specialist is created to recover losses to the County that fall below insurance deductibles. The cost of the position will be charged to user departments. Overall, expenditures and tax levy increase \$441,426 mainly due to personnel costs and rising premium increases for areas such as auto property insurance, airport liability insurance, and general property insurance.

In 2021, Risk Management [requested](#) authorization to create [Section 32.67](#) of the Milwaukee County Code of General Ordinances to require the Risk Management Division, Department of Administrative Services, to collaborate with the Office of Corporation Counsel to produce an annual report to the Milwaukee County Board of Supervisors by October 1 of each year detailing liability insurance and claims costs by department.

## **115 – DAS UTILITIES - WATER DISTRIBUTION SYSTEM**

After years of negotiations going at least as far back as 2019, Milwaukee County concluded negotiations with the Milwaukee Regional Medical Center and the City of Wauwatosa regarding the County’s dispossession of most of the water utility it has operated for some time. As of December 1, 2021 and pursuant to Wisconsin Public Service Commission approval, the MRMC Water, LLC acquired the southeast quadrant water system and all associated assets and liabilities there. The City of Wauwatosa acquired the North Avenue Water Main and its assets and liabilities. Milwaukee County retains some system assets on the County Grounds strictly for County entities.

The 2024 Recommended Budget does not include any expenditures or revenues, whereas the 2023 budget included a tax levy of \$26,000.

The Fire Charge – Uncollectable is transferred into Agency 115 (DAS). This Strategic Program Area is deactivated in 2024 and all remaining activity will be moved to DAS-FMD Strategic Program Area Operations and Maintenance. *(See DAS-FMD above)*

## 115 – DAS - WATER DISTRIBUTION SYSTEM

After years of negotiations going at least as far back as 2019, Milwaukee County concluded negotiations with the Milwaukee Regional Medical Center and the City of Wauwatosa regarding the County's dispossession of most of the water utility it has operated for some time. As of December 1, 2021 and pursuant to Wisconsin Public Service Commission approval, the MRMC Water, LLC acquired the southeast quadrant water system and all associated assets and liabilities there. The City of Wauwatosa acquired the North Avenue Water Main and its assets and liabilities. Milwaukee County retains some system assets on the County Grounds strictly for County entities.

The 2024 Recommended Budget does not include any expenditures or revenues, whereas the 2023 budget included a tax levy of \$26,000.

The Fire Charge – Uncollectable is transferred into Agency 115 (DAS) and charged out to all County Grounds users of the water system. This Strategic Program Area is deactivated in 2024 and all remaining activity will be moved to DAS-FMD Strategic Program Area Operations and Maintenance. *(See DAS-FMD above)*

## 118 – OFFICE ON OFFICE OF STRATEGY, BUDGET, AND PERFORMANCE

This department was created in the 2022 Budget and is largely comprised of staff previously assigned to DAS-Fiscal Affairs, Office of Performance, Strategy and Budget (DAS-PSB) and the DAS-Grants Management Division. The department has three divisions: Strategy, Budget, and the Project Management Office.

The Strategy Division for the Office of Strategy, Budget, and Performance works with all departments "to help drive meaningful progress toward achieving the County's [strategic plan](#). Two new positions are created including one position each of Coordinator Administrative and Grant and Project Analyst. This is partially offset with the unfunding of one position of Senior Analyst Grants – Pandemic Relief that was covered through ARPA funding.

A one-time allocation of \$400,000 is included for contract support for a future state analysis project. The goal is to obtain an external analysis of County services, a framework for prioritizing services, and making recommendations on a future state for Milwaukee County.

The Budget Division for the Office of Strategy, Budget, and Performance focuses on long-range financial sustainability. This includes the continued use of a Racial Equity Budget Tool that was implemented for the 2021 Budget to make intentional connections between the strategic plan and budget.

The Project Management Office (PMO) continues its support of the Milwaukee County Youth Commission. In 2024, an additional \$50,000 is provided for programming, networking activities, and microgrants. An allocation of approximately \$24,000 is included for Youth Commissioner stipends. The PMO also helps coordinate the allocation and monitoring of the ARPA and Opioid Settlement



funds. Staff also help develop Administrative Manual of Operating Procedures (AMOPs) to help provide clear and consistent management of County directives.

## COURTS & JUDICIARY FUNCTION

### 200 – COMBINED COURT OPERATIONS

The Combined Court Related Operations includes the Chief Judge and the Family Court Commissioner, Register in Probate, and County-funded State Court Services/Clerk of Circuit Court, formerly three separate divisions. In addition, the Chief Judge is responsible for the judicial functions of 47 Circuit Courts within the District that includes ten program areas:

- General Administration
- Probate Administration
- Criminal Court
- Family Drug Treatment Court
- Children’s Court
- Permanency Plan Review Division
- Civil Court
- Law Library
- Family Court
- Self-Help Services

#### ***Major Staffing Changes***

- Creation of 1.0 FTE Assistant Accounting, 0.5 FTE Commissioner Circuit Court, 1.0 FTE Coordinator Court, 1.0 FTE Court Coordinator Eviction Diversion, and 1.0 FTE Supervisor Operations Court.
- Abolishment of 1.0 FTE Assistant Administrative, 2.0 FTE Clerk Cash, 1.0 FTE Clerk Court Services, 7.0 FTE Specialist Clerical Courts, and 15.0 FTE Sr. Assistant Clerical.
- 1.0 FTE unfunded Register in Probate is funded in 2024.

The 2024 Recommended Budget decreases the net tax levy by \$168,911. Certain projected costs and revenues in the Family, Civil, and Self-Help program areas are anticipated to be reimbursed through Title IV-D funding as well as projected guardian ad litem reimbursements under Title IV-E in Children’s Court.

### 290 – COURTS PRE-TRIAL SERVICES

The Pre-trial Services division is overseen by the Chief Judge and Judicial Operations Manager. Together, they monitor all pre-trial contracts, program outcomes, and fiscal management of the division. The Pre-trial Services Advisory Board also meets to review program outcomes and recommend program development and annual budget guidance. The goals of the pre-trial services division are to reduce pre-trial misconduct, reduce re-arrest rates, reduce overcrowding at the Milwaukee County Jail, enhance the processing and adjudication of criminal cases, and enhance public safety.

The 2024 Recommended Budget increases the net tax levy by \$1,530,029 as operational costs increase due to inflation and program enhancements. Revenue for Pre-trial Services in 2024 increases due to the MacArthur Safety and Justice Challenge award of \$150,000 and the increase in Treatment Alternatives and Diversion award of \$19,801.

In 2023 the department submitted a request for proposal process (RFP) for 2024 services. These services included Universal Screening, Drug Testing and Secure Continuous Remote Alcohol Monitoring (SCRAM), Pretrial Supervision, Early Interventions, Supportive Programming, Drug Testing, Data Support, and Drug Treatment Court (DTC) and Veteran Treatment Court (VTC) Evaluation. The RFP also included services for a Safety and Justice Challenge Project Manager and case management support for the Mental Health Treatment and Veterans Treatment Courts. These programs had not gone through a competitive bid process since 2019. The winning contracts are detailed below and are included in the 2024 Budget in lieu of separate review and approval from the County Board

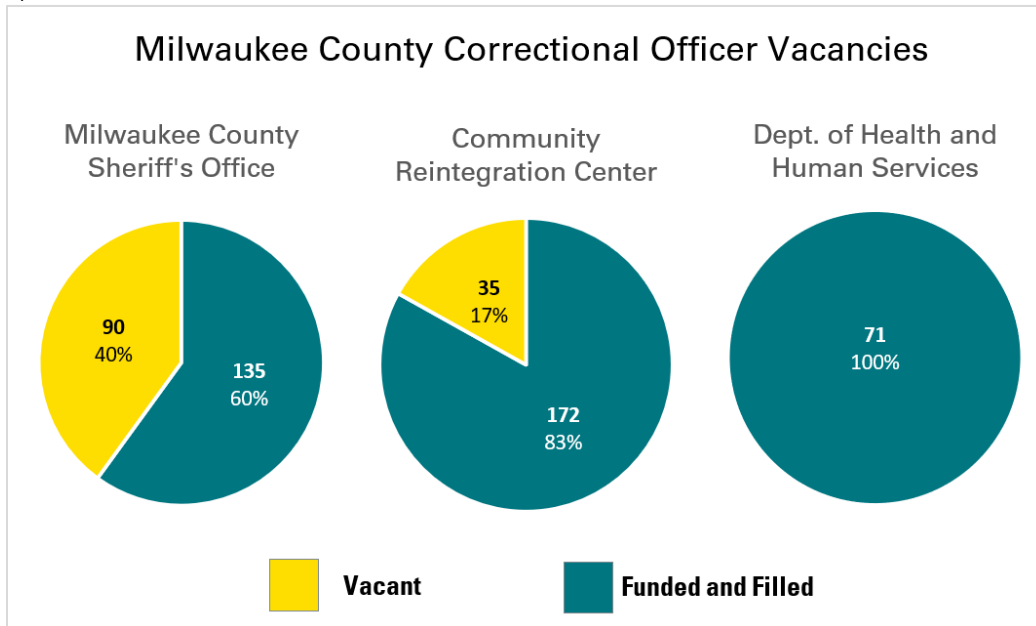
<b>2024 COURTS PRE-TRIAL SERVICES CONTRACTS</b>		
<b>DESCRIPTION</b>	<b>VENDOR</b>	<b>AMOUNT</b>
Universal Screening	JusticePoint	\$1,568,248
Drug Testing and SCRAM (BJA Grant Funded)	Wisconsin Community Services	\$86,574
Pretrial Supervision	JusticePoint	\$2,779,012
Early Interventions	JusticePoint	\$1,600,386
Supportive Programming	JusticePoint	\$408,862
Drug Testing	Wisconsin Community Services	\$198,046
SCRAM	Wisconsin Community Services	\$80,010
Data Support (Safety and Justice Grant Dollars)	Medical College of Wisconsin	\$6,790
Safety and Justice Challenge Project Manager (Grant Dollars)	Wisconsin Policy Forum	\$60,661
DTC and VTC Evaluation-BJA Grant Funded	University of Wisconsin-Milwaukee	\$32,000

# PUBLIC SAFETY FUNCTION

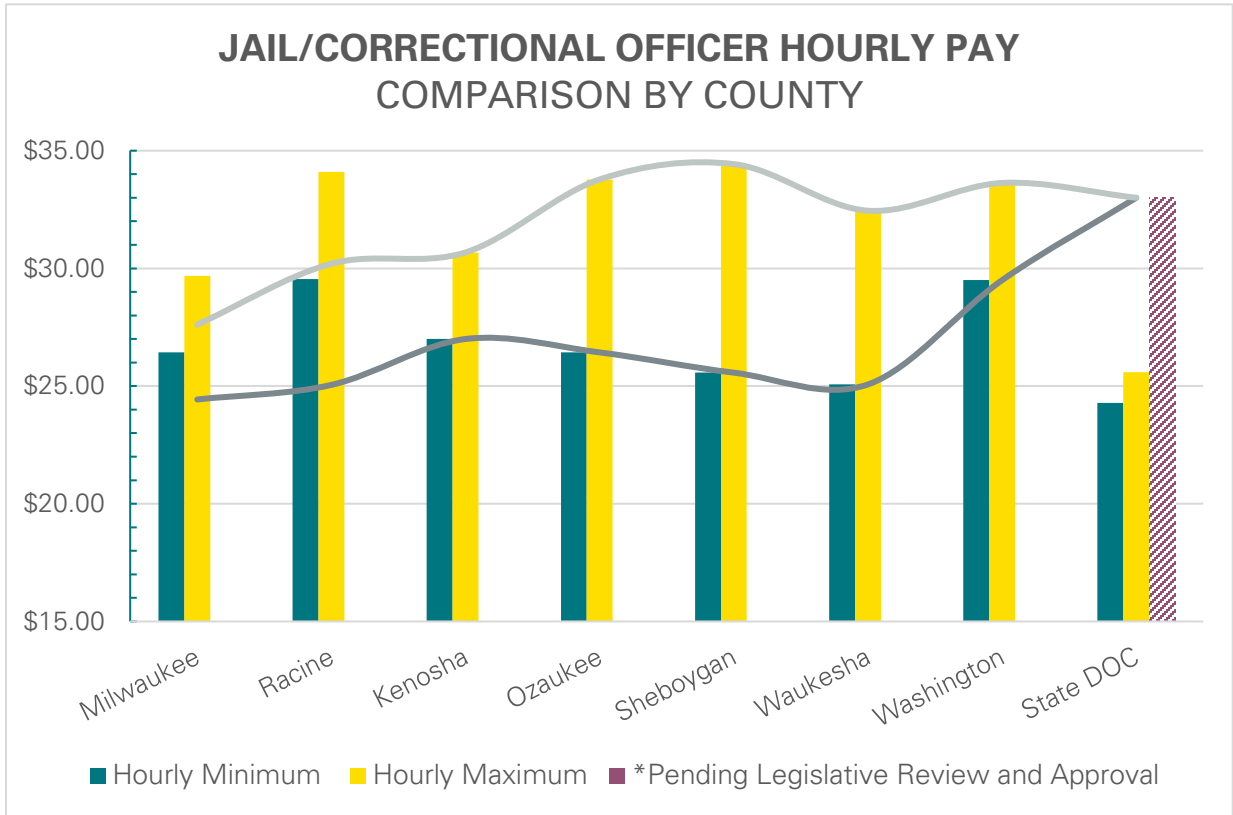
## 400 – OFFICE OF THE SHERIFF

The Sheriff is an independently elected position and is the head of the Milwaukee County Sheriff’s Office (MCSO). The Office of the Sheriff is responsible for the day-to-day safety and security of the citizens of Milwaukee County. The department has five service areas including: Detention Services Bureau, Investigative Services Bureau, Police Services Bureau, and Administration and Compliance. Collectively, these units oversee and manage the Milwaukee County Jail (MCJ), perform police services for Milwaukee County Courts, airports, parks, and expressways; conduct criminal investigations, effectuate arrests and warrants, serve process papers, and extradite criminals.

The 2024 Recommended Budget increases expenditures by \$7,427,012 and reduces revenues by \$2,416,671 for a net tax levy increase of \$9,843,683. Funding for interdepartmental charges increase \$5.4 million as many costs that were budgeted centrally are now charged to departments. The remainder of the increase is primarily due to wage increases earned through collective bargaining or authorized by the County Board, the transition of the \$3.00 per hour premium pay increase for Correctional Officers from ARPA funding to tax levy funding (+\$713,356), and the provision of free phone calls for occupants at the Milwaukee County Jail (+\$975,000).



The tax levy increases approximately \$503,000 to account for anticipated pay increase of 3 percent for the positions of Correctional Officer, Correctional Sergeant, Correctional Lieutenant, and Corrections Captains to remain competitive with the State of Wisconsin and neighboring counties. The Milwaukee County Sheriff’s Office continues their efforts to combat shortages for staffing with a vacancy rate for Correctional Officers at 40 percent and Sergeants at 33 percent. These high vacancy rates have required the use of mandatory overtime, with Correctional Officers required to work six days per week. This has led to higher rates of attrition.



COUNTY	HOURLY PAY RANGE	COUNTY	HOURLY PAY RANGE
<b>Milwaukee</b>	\$26.43 - \$29.68	<b>Sheboygan</b>	\$25.57 - \$34.43
<b>Racine</b>	\$29.55 - \$34.10	<b>Waukesha</b>	\$25.07 - \$32.45
<b>Kenosha</b>	\$27.00 - \$30.68	<b>Washington</b>	\$29.50 - \$33.63
<b>Ozaukee</b>	\$26.43 - \$33.78	<b>State DOC*</b>	\$20.29 - \$25.59

*\*The current rate of pay is \$20.29/hour with a \$4/hour add-on. The \$33/hour is in the proposed State of Wisconsin Compensation Plan, which is still pending legislative review and approval.*

The 2024 Recommended Budget includes \$1.3 million to accommodate the contractual yearly step increase for Deputy Sheriff I and Deputy Sheriff Sergeant positions as well as the estimated yearly Milwaukee Deputy Sheriffs Association (MDSA) pay percentage merit increase. Beginning in 2024, ARPA funding will no longer cover a stepped down portion of the 3 percent raise for Correctional Officers that began in 2021 and will be funded in 2024 with tax levy at a cost of \$713,356. The 3 percent raise effectuated in 2024 for Correctional Officers is budgeted at a cost of \$503,000. An additional \$169,000 is included for Correctional Officer advancements and increases.

The 2023 Adopted Budget included an additional \$1,089,365 for the Correctional Officer \$1.50 and Public Safety Officer \$.50 pay increase and funds were placed in non-departmental Org. 194-1972 Central Salary Adjustment. Funding of approximately \$1 million are now in the Sheriff's budget.

Administrative changes include a \$1.4 million increase due to the cross charge of fleet, radio, technical support, and laundry no longer being centrally budgeted and now is in the department’s budget. Position changes include the transfer of 1.0 FTE Administrative Assistant from Administration to Expressway Patrol and 1.0 FTE Sheriff's Department Captain from Civil Process/Warrants strategic area to Administration.

The Milwaukee County Sheriff’s Office also includes the program area of Public Safety Officers who provide security for those who enter the Milwaukee County Courthouse, Safety Building, Milwaukee County Jail (MCJ), and the Vel R. Phillips Youth and Family Justice Center. As required by the security checkpoints, visitors must show a valid form of identification or complete a safety inspection. To assist with the opening of the additional entrance for the screening of employees who come into the Courthouse Complex and the Vel R. Phillips Youth and Family Justice Center, 4.0 FTE Public Safety Officer positions have been added in the 2024 operating budget.

In efforts to provide free phone calls for occupants in the County Jail, the 2024 Recommended Budget increases tax levy expenditures by \$975,000 as a result of reduction in Phone Revenue. The anticipated change is to provide residents with 390 minutes of free phone calls per month and 60 free video visitation minutes per month.

The following contracts are included in the 2024 Recommended Budget in lieu of separate County Board approval during the fiscal year.

<b>2024 MSCO CONTRACTS</b>		
<b>DESCRIPTION</b>	<b>VENDOR</b>	<b>AMOUNT</b>
Secured Transportation	Allied Universal Inc.	\$2,765,197
Body Cameras, Tasers, Arbitrators & Storage	Axon Enterprise Inc.	\$527,916
Body Cameras and Storage	Axon Enterprise Inc.	\$300,000
Service of Legal papers	State Process Inc.	\$235,000
Occupant Communications	ICS Solutions	\$975,000
Traffic Mitigation Contract	Wisconsin DOT	\$800,000
TSA Certified Explosives Detection Canine Team	TSA	\$202,000

### **430 – COMMUNITY REINTEGRATION CENTER (HOUSE OF CORRECTION)**

The Community Reintegration Center (CRC) is Milwaukee County’s house of correction as defined in Chapters 302, 303, 304, and 973 of the State Statutes. The CRC is responsible for receiving and maintaining custody of all those sentenced in Milwaukee County and other jurisdictions as authorized by County ordinance, for periods not to exceed one year per conviction. Additionally, State Statutes allow this institution to receive and maintain custody of people awaiting trial at the request of the Milwaukee County Sheriff.

The 2024 Recommended Budget increases the CRC’s net tax levy by \$4,850,987. Expenditures increase by \$2,764,609 and revenues decrease by \$2,086,378 The elimination of phone revenue results in a decrease in revenue by \$820,257. This change is estimated to

provide residents of the CRC with 390 minutes of free phone calls for month and 60 free video visitation minutes per month. In addition, ARPA revenue is decreased by \$1.0 million which was used to cover a portion of compensation increases for Correctional Officers. These lost revenues are now covered by tax levy.

Due to the \$1.50 Correctional Officer pay increase adopted in the 2023 Adopted Budget, and general wage increases for other employees, personnel costs increase by 11.9 percent or \$2.02 million in the 2024 Budget. Correctional Officer staff are also scheduled to receive a 3 percent raise in 2024 at a cost of \$502,770. An additional \$179,327 is allocated for Correctional Officer advancements and increases within the range and/or longevity pay and for Correctional Officer managerial pay increases. In 2024, the department aims to reduce the vacancy rate to 10 percent and increase its staffing levels to 233 correctional officer/sergeant positions filled.

To address the critical need for stable housing, the 2024 Recommended Budget includes \$200,000 to provide housing support for short-term rental assistance for the successful reintegration of residents upon screening and release from the CRC.

The following contracts are included in the 2024 Budget in lieu of separate review and approval from the County Board during the fiscal year.

<b>2024 COMMUNITY REINTEGRATION CONTRACTS</b>		
<b>DESCRIPTION</b>	<b>VENDOR</b>	<b>AMOUNT</b>
Programming for female residents	Benedict Center Inc.	\$220,000
Reentry services	Employ Milwaukee, Inc.	\$100,000
Day Reporting Center	Wisconsin Community Services, Inc.	\$945,000
Electronic Monitoring Services	Wisconsin Community Services, Inc.	\$250,000

## **450 – DISTRICT ATTORNEY**

The District Attorney’s (DA) Office is responsible for the prosecution of all criminal, juvenile, and ordinance violations in Milwaukee County. The District Attorney’s Office is comprised of nine divisions: Administrative, Information Technology, General Crimes, Community Prosecutions and Early Intervention, Juvenile, Violent Crimes, Sensitive Crimes, Victim/Witness, Investigations, and Special Units. Each division works collaboratively to ensure the guilty are prosecuted, the innocent go free, and impartial justice for victims.

The DA’s 2024 budgeted expenditures increase by \$1,394,219 while revenues increase by \$902,700 for a net tax levy increase of \$491,519. In addition, the 2024 Recommended Budget decreases the number of positions by one. Revenues increase from grants reimbursing the District Attorney’s office. Reimbursements are for the costs of state prosecutor positions due to changes in the pay scale adopted in the State 2023-2025 biennium budget.

The 2024 Recommended Budget creates three FTE positions and is offset by the abolishment of two FTEs.

## 480 – OFFICE OF EMERGENCY MANAGEMENT (OEM)

Office of Emergency Management (OEM) operates under Chapter 323 of the Wisconsin Statutes and Milwaukee County Code of General Ordinances (MCGO) Chapter 99: Emergency Activities of the Government of the County. OEM is comprised of five program areas: The Director’s Office, Emergency Management, Emergency Medical Services (EMS), 9-1-1 Communications, and Radio Services.

OEM’s 911 Communications Division is responsible for the prompt response and delivery of emergency services to 911 callers, serving as the Public Safety Answering Point (PSAP) for Milwaukee County. The division continues to work in collaboration with public stakeholders to create a consolidated communication center designed to expedite call responses. The 2024 Recommended Budget increases expenditures by \$988,185 and revenues by \$1,964,893 for a net tax levy decrease of \$976,708. General merit increase, reallocation of 911 Dispatchers to a higher paygrade, and the creation of 2.0 FTEs within EMS have increased personnel costs by \$454,223.

The following contracts are included in the 2024 Budget in lieu of separate review and approval from the County Board during the fiscal year.

2024 OEM CONTRACTS		
DESCRIPTION	VENDOR	AMOUNT
Motorola – Critical Connect LTE & ISSI Yearly Contract	Motorola	\$60,000
Motorola – OASIS Core SUAll Yearly Contract	Motorola	\$138,000
Motorola – OASIS Repair Bank	Motorola	\$50,000
Motorola – OASIS SUAll Yearly Contract	Motorola	\$690,000
Motorola WAVE Dispatch Yearly Contract	Motorola	\$10,000
Motorola Cyber Security Yearly Contract	Motorola	\$120,000
Zoll RescueNet Case Review Premium	Zoll Medical	\$49,316
OASIS Core Site Lease – Yearly Contract MOU	Waukesha County	\$100,000
Nice – Silver Maintenance Package Yearly Contract	NICE	\$13,000
LST Radio Site Lease – Yearly Contracted Lease	Bieck Management	\$34,728
US Bank Radio Site Lease – Yearly Contracted Lease	Broadcast Services (BSI)	\$59,544

2024 OEM CONTRACTS (CONTINUED)		
DESCRIPTION	VENDOR	AMOUNT
Greenfield Radio Site Lease – Yearly Contracted Lease	Crown Castle C.C.A.T.T.	\$33,204
Ch49 Oakwood Road Radio Site Lease – Yearly Contracted Lease	T10 Unison (Diamond)	\$29,050
Chief Health Policy Advisor	Medical College of Wisconsin	\$117,000
EMS System Medical Direction	Medical College of Wisconsin	\$372,000
Electronic Patient Care Record	ImageTrend	\$343,995

#### 490- MEDICAL EXAMINER

The Milwaukee County Medical Examiner’s Office (MCMEO) investigates and determines the cause of death for persons that died from injury, homicide, suicide, suspicious or unusual circumstances, or when a person is not attended by a physician. The MCMEO also identifies public health trends, such as potential infectious diseases or injuries that may pose a risk to the public. In addition, the MCMEO performs referral autopsies for other counties, provides educational and training opportunities, and operates an annual two-day Forensic Science Education Program.

The 2024 Recommended Budget has a net tax levy increase of \$360,553. The amount charged for referral autopsies increases to \$1,800 per autopsy which results in an approximate increase of \$60,000 in referral revenue. Personnel costs increase by \$448,414.

The contract with Dr. Schneider continues in 2024 at the cost of \$75,000. Dr. Schneider provides oversight of the Forensic Laboratory as per accrediting standards of both the National Association of Medical Examiner’s and by the American Board of Forensic Toxicology (ABFT). Two additional contracts with the Medical College of Wisconsin are included in the 2024 Budget: contracted forensic pathology support due to increasing workload and oversight (+\$100,000) and oversight of the Milwaukee County Overdose and Public Health and Safety Team (+\$300,000)



# TRANSPORTATION FUNCTION

## VEHICLE REGISTRATION FEE

The vehicle registration fee (VRF), colloquially known as the “wheel tax” is a fee imposed on drivers at the time of annual vehicle registration to cover transportation costs. The State of Wisconsin charges a fee to all drivers annually and local governments have the option to do so as well. Milwaukee County has charged a \$30 VRF since 2017.

Given the strict tax levy limits, the VRF is one of the few revenue options available to Milwaukee County policymakers to raise revenue to offset transportation-related costs.


### RECENT HISTORY OF THE MUNICIPAL VRF IN WISCONSIN

The State has permitted local governments to levy a VRF since 1971 but for decades it was rarely used. In 2009 only four local governments collected a VRF but as the State of Wisconsin has simultaneously restricted local government revenue options and reduced shared revenue to local governments (see [File No. 18-944](#)), that has steadily increased and many localities have opted to at least partially fill their budget gaps with VRF revenue. As of October 2021, the number of adoptees increased to 30 municipalities and 13 counties to a total of 43 localities. Like elsewhere in Wisconsin, Milwaukee County’s ability to finance transportation operations, infrastructure, and mass transit from general revenue has been constrained by ongoing inflationary pressures from higher costs.

Serious consideration of a VRF in Milwaukee County began in 2016 when the Recommended Budget proposed a \$60 VRF for the 2017 Budget. In the 2017 Adopted Budget, the County Board halved the proposal to \$30 and initiated a Spring 2018 nonbinding referendum for the electorate to advise the County on raising the VRF to \$60. The referendum was rejected by 72 percent of the voters and no further action has been taken to increase the County’s VRF. The 2024 Recommended Budget has included approximately \$17.2 million in VRF revenue for 2023 based on past receipts and assuming the \$30 fee remains in place for all 12 months.

Vehicle Registration Fee Increase *Scenario Estimates*	
INCREASE AMOUNT	2024 ANNUALIZED INCREASE
\$10	~\$5.7 million
\$20	~\$11.5 million
\$30	~\$17.2 million

*\*VRF increases become effective three months after an ordinance change. If a VRF change were to be included in a budget adopted in November, it would not be collected for the following full fiscal year. In order to be effective for the subsequent full year, the ordinance would need to be changed in September ([File No.20-228](#)).*



## 504 – DEPARTMENT OF TRANSPORTATION – AIRPORT

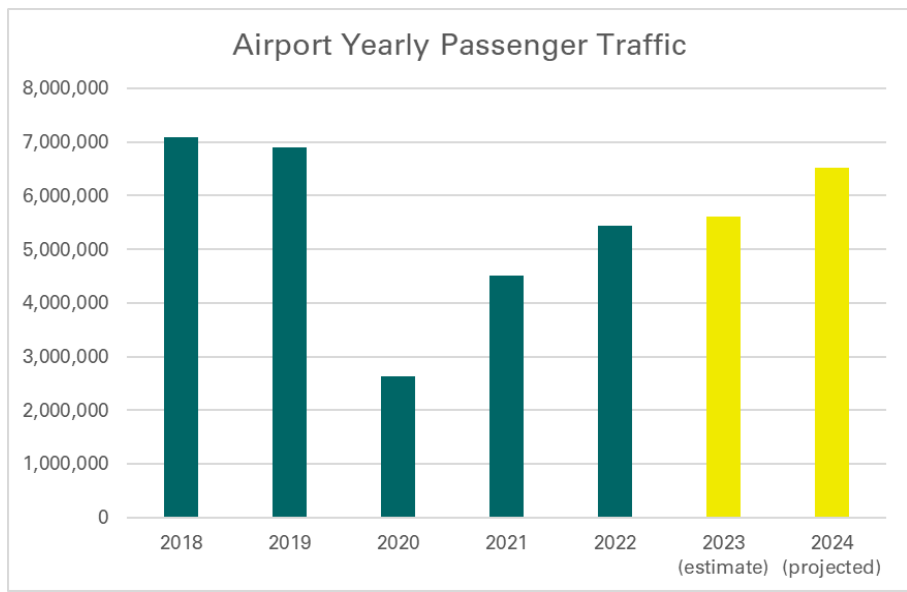
### MILWAUKEE MITCHELL INTERNATIONAL AIRPORT (INTERNATIONAL AIRPORT CODE: MKE)

Milwaukee Mitchell International Airport (MMIA) is an important asset for Milwaukee County, southeastern Wisconsin, and northern Illinois. MMIA is an economic catalyst for the region, providing connections to domestic and international markets for business and leisure travelers. It accounts for 234 of direct and numerous indirect jobs for the County and the region.

MMIA’s operations budget is paid for entirely through passenger and airline fees under a residual lease agreement. Any airport surplus or deficit has no impact on the County’s budget or its taxpayers. The operating budget for MMIA sees a modest increase of \$146,162 with revenues matching the anticipated expenditures of \$99,141,875. MMIA expects to complete a long-term Airline Use and Lease Agreement (AULA) and Capital Improvement Plan (CIP) with major airlines effective January 1<sup>st</sup>, 2024.

### PANDEMIC RECOVERY

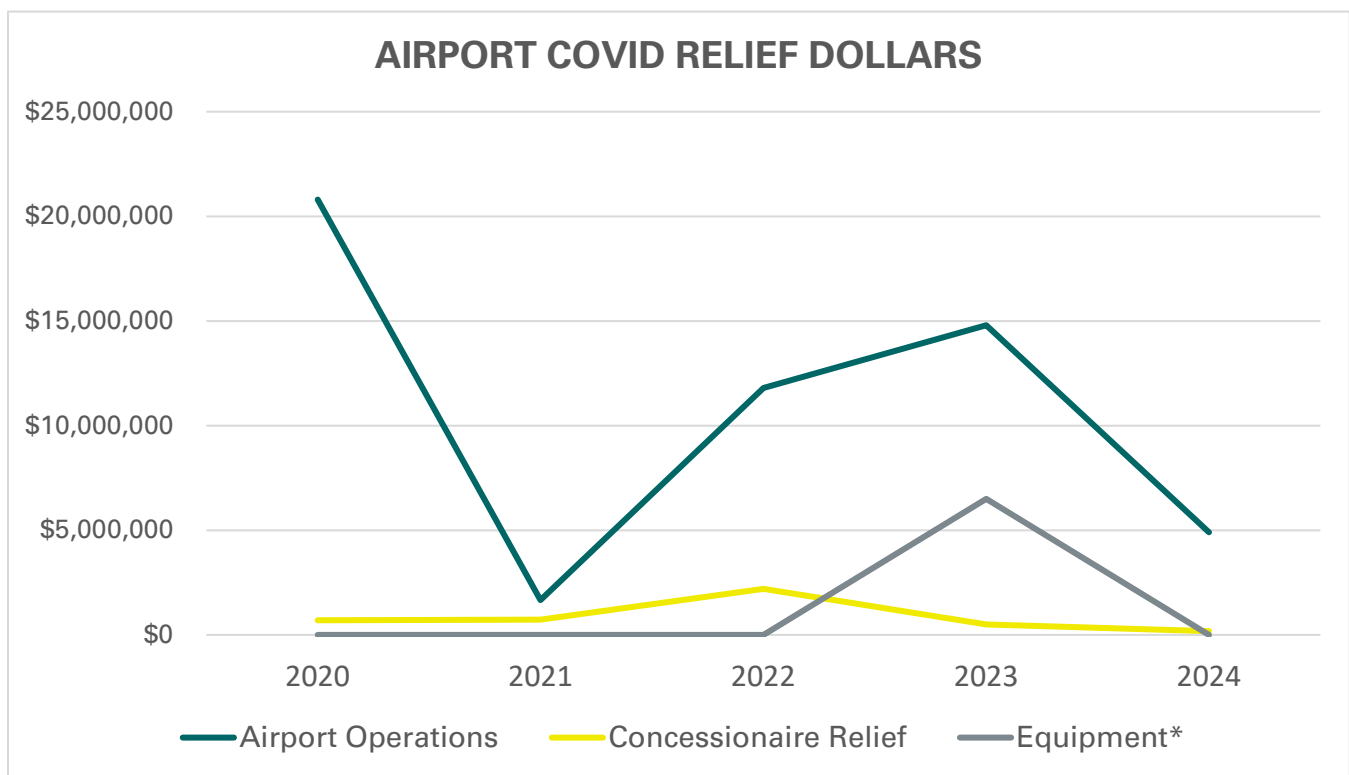
MMIA continues to gain recovery from the COVID-19 Pandemic that vastly impacted all facets of airport operations in 2020. Prior to



the pandemic, passenger traffic totaled 6,894,894 in 2019. However, passenger traffic is gradually increasing back to pre-pandemic levels, as MMIA estimates 2024 passenger levels to 6,542,630 or 94 percent of pre-pandemic levels.

COVID-19 Federal Stimulus Funds have been used since the onset of the pandemic to supplement lower nonaeronautical revenues linked with decreased passenger traffic. The 2024 Recommended Budget includes \$4.9 million in federal stimulus funds earmarked for mitigation of airline rates and charges. The remaining federal stimulus funds are expected to be exhausted in 2024. However, stimulus funds that would zero out at the end of 2024 would be partially offset by passenger traffic rebounding. The airport will strive to remain within competitive ranges for charges to passenger and airline traffic to attract airline service and passengers.

(See also File Nos. [20-326](#), [20-644](#), [21-267](#), and [21-781](#))

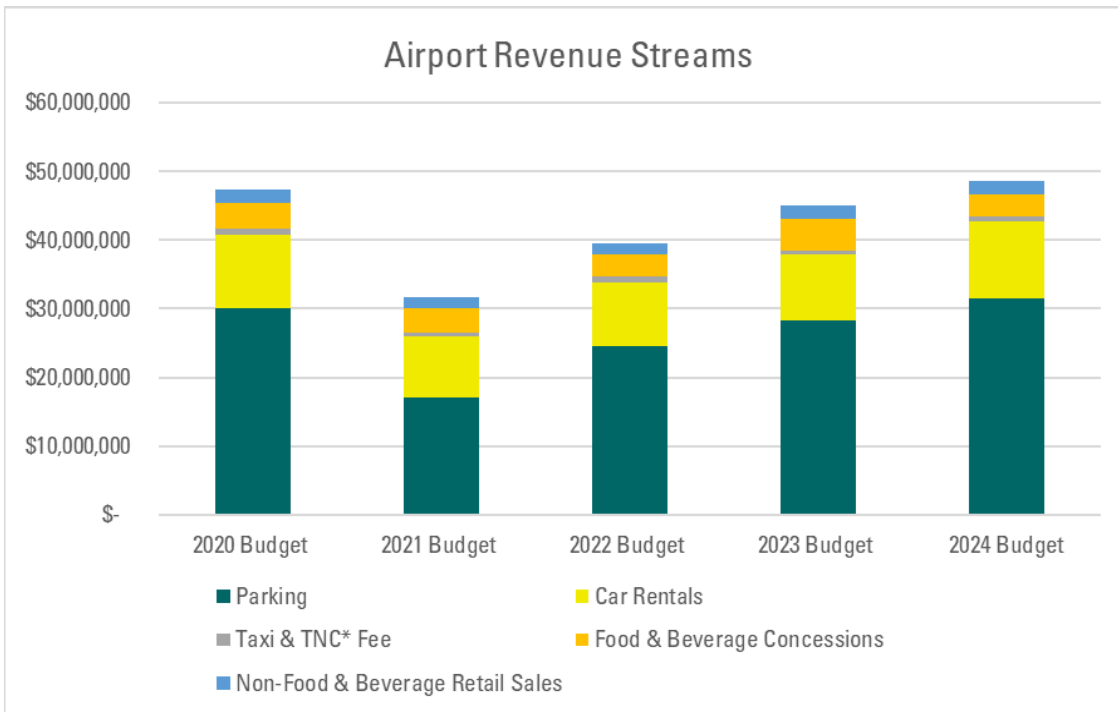


	AIRPORT OPERATIONS	CONCESSIONAIRE RELIEF	EQUIPMENT*
2020	\$20,800,000	\$700,000	\$-
2021	\$1,663,926	\$722,638	\$-
2022	\$11,800,000	\$2,200,000	\$-
2023	\$14,800,000	\$500,000	\$6,500,000
2024	4,907,091	178,204	0

### **AIRPORT REVENUE STREAMS**

Reduced passenger traffic due to the pandemic resulted in lower revenues for the airport, as these revenues would have been used for capital infrastructure improvements. These infrastructure improvements rely on Passenger Facility Charge (PFC) revenues and the Airport Development Fund (ADF) reserve revenues. However, as passenger traffic continues to rebound in 2024, PFC and ADF revenues will also recover back to pre-pandemic levels. In 2019, pre-pandemic PFC revenues totaled \$13.5 million annually. In 2024, PFC revenues are estimated to be \$12.4 million annually.

Airport Development Fund (ADF) revenues are generated by parking, rental car, and retail sales at MMIA. Pre-pandemic ADF revenues totaled \$4.9 million annually. As noted before, passenger levels recovering from the pandemic in 2024 show promising signs of ADF revenues exceeding pre-pandemic levels. In 2024, ADF revenues are estimated to be \$5 million.



	<b>2021 BUDGET</b>	<b>2022 BUDGET</b>	<b>2023 BUDGET</b>	<b>2024 BUDGET</b>
Parking	\$17,062,798	\$24,638,500	\$28,350,000	\$31,483,468
Car Rentals	\$8,832,244	\$9,144,116	\$9,507,777	\$11,245,959
Taxi & TNC* Fee	\$610,475	\$892,000	\$623,350	\$790,000
Food & Beverage Concessions	\$3,589,820	\$3,263,000	\$4,647,508	\$3,099,829
Retail Sales Non-Food & Beverage	\$1,670,000	\$1,618,200	\$1,866,040	\$2,000,000
<b>TOTAL</b>	<b>\$31,765,337</b>	<b>\$39,555,816</b>	<b>\$44,994,675</b>	<b>\$48,619,256</b>

\*TNC = Transportation Network Company (Uber, Lyft)

## **504- AIRPORT - MILWAUKEE REGIONAL BUSINESS PARK**

The Milwaukee Regional Business Park is the area of MMIA formerly occupied by the 440th Air Reserve Base until 2010 in Milwaukee at South Howell Avenue and East College Avenue ([File No. 11-311](#)).

MMIA continues to focus on removing aged buildings and structures within the Business Park and redeveloping the campus to efficiently utilize the space. In February 2023, the airport announced a proposal to redevelop a substantial portion of the business park for direct airfield access and a new air cargo facility.

The budgeted airline subsidy for the business park will decrease by \$347,937 from \$694,673 for 2023 to \$346,736 in 2024. The decrease in airline subsidy is due to expenditure decreases. Additionally, personnel costs will decrease as the Airport Business Manager position will be transferred to the MMIA Airport Strategic Plan Area.

## **504- AIRPORT - LAWRENCE J. TIMMERMAN AIRPORT (LJT) (AIRPORT CODE MWC)**

LJT is a “general aviation reliever” in industry terms, meaning it provides services for private and recreational aviation which otherwise would need to be provided at MMIA. Having LJT as a general aviation reliever reduces congestion and allows for fewer slower-moving aircraft at MMIA. LJT’s operations are likewise subsidized by the MMIA airlines. Increased activity reduces airline subsidies.

A long-term master plan process for LJT is expected to conclude in 2024. Future qualifying Timmerman based projects will be eligible for federal and state funding once the master plan is completed.

The increase in subsidy is driven by increasing expenditures with revenues remaining relatively constant. Expenditures for LJT will increase in the 2024 Budget by \$295,744 due to increased general repairs and maintenance costs and to more accurately reflect the true cost of snow removal chemicals. The 2024 Budget requires a tax levy contribution of \$764,965 to operate LJT.

## **509 – TRANSPORTATION SERVICES**

Transportation Services plans, designs, and provides construction management over capital projects relating to county trunk highways, County-owned bridges, and County-owned traffic signals. It also inspects these County assets.

Transportation Services was formerly a section of the 5100-Highway Maintenance Division and has been a separate division since 2019. The separation allows MCDOT to better monitor the Transportation Services’ budget and performance.

The 2024 Recommended Budget increases total budgeted expenditures by \$95,199 to \$2,276,969. Revenues similarly increase by \$92,433 resulting in a minor increase in tax levy contribution.

## **510 – HIGHWAY MAINTENANCE**

Highway Maintenance repairs, maintains, and plows County Trunk Highways and the interstate freeways under the direction of WisDOT. In 2019 the Transportation Services section of Highway Maintenance spun off as its own division to better monitor its budgetary and performance goals.

The Highway Maintenance division does not receive any tax levy in the 2024 Recommended Budget. Their operating budget decreases by \$1,953,028 from a budgeted \$26,709,096 in 2023 to \$24,756,068 in 2024. There are no major programmatic changes for 2024 but the personnel costs for the highway-maintenance division is reduced by \$2,772,030 largely driven by reductions unfunded pension liabilities. The Division will continue to secure Discretionary Maintenance Agreements with the State of Wisconsin's Department of Transportation (WISDOT) to maintain an adequate level of service and offset cost to continue, which have increased dramatically over the last few years.

The 2024 Highway Maintenance budget also contains 7.44 FTE unfunded Highway Maintenance Worker positions.

## **530 – FLEET MANAGEMENT**

Fleet Management purchases, maintains, repairs, and helps with procurement of the County's stock of approximately 2,400 vehicles and equipment while working with departments to minimize vehicle and equipment inactivity.

The 2024 Recommended Budget increases expenditures by \$1,846,602 to \$21,406,823. Significant expenditure increases in 2024 are due to increases in purchase prices and repair parts as a result of inflation and scarcity. Supply has not recovered within pre-pandemic demand returning.

The 2024 Fleet Budget adds the Program Manager and Body/Paint Technician positions. Fleet Management increased 2024 crosscharges to other Milwaukee County Departments due to a \$600,000 rise in principal payments for vehicle and equipment replacement, along with increased parts and labor expenses.

## **560- TRANSIT/PARATRANSIT SYSTEM**

### **POSTPOING THE TRANSIT FISCAL CLIFF**

The Milwaukee County Comptroller's Office projected earlier this year the MCTS' federal American Rescue Plan Act (ARPA) funding to be fully exhausted in 2025. ARPA funding allowed MCTS' bus routes to maintain its service to the public during the COVID-19 Pandemic. Thus, MCTS was facing a fiscal cliff in 2025, due to increasing costs, farebox revenue, and lower tax levy funding.

With the addition of a tax levy in transit amounting to \$16.4 million in 2024, federal pandemic stimulus funding will be deferred into 2025 and 2026. MCTS will reduce its reliance on ARPA funding in the 2024 Recommended Budget. The tax levy increase also supports changes to interdepartmental changes, debt, and depreciation. Due to the addition of the tax levy, MCTS's budget gap has been eliminated.

Based on this additional funding, the Comptroller’s preliminary analysis of the 2024 Recommended Budget indicates the “fiscal cliff” related to transit has been reduced from earlier forecasts and pushed out to 2027. These projections are subject to change given the numerous factors that could influence transit’s budget.

However, MCTS will experience a smaller budget gap in 2026 (~\$5.5M) from rising inflation projections. Further, once federal stimulus funds are no longer available in 2027, MCTS will face a major budget gap, similar to the fiscal cliff that was project prior to the implementation of a tax levy in 2024.

MCTS ridership continues to rebound from pre-pandemic levels in 2019. The 2023 estimate accurately reflects riders returning to public transportation usage. MCTS is projecting in 2024 that ridership will return to near pre-pandemic levels.

### **LOCAL REVENUES AND STATE OPERATING ASSISTANCE**

MCTS’ operating budget is derived from local and intergovernmental revenues. Locally, MCTS gains direct revenue from fares and advertising, but also from County property tax levy and vehicle registration fee (VRF) dollars. Lastly, under [Wis. Stat. § 85.20](#), the Wisconsin Legislature every biennium appropriates operating assistance to transit agencies across Wisconsin. The federal government only provides capital assistance to transit agencies.

As ridership, and subsequently direct revenue, has declined for MCTS the system has had to rely more and more on local and state operating subsidies. However, without a dedicated funding source, MCTS must compete with other County policy objectives.

# TRANSIT FISCAL FORECAST AND BUDGET GAP ANALYSIS

	2024	2025	2026	2027	2028	2029
Estimated Inflation	3.3%	1.8%	1.8%	1.8%	1.8%	1.8%
<b>Total Gross Expenditures</b>	<b>\$170,417,700</b>	<b>\$173,553,386</b>	<b>\$176,746,768</b>	<b>\$179,998,909</b>	<b>\$183,310,888</b>	<b>\$186,683,809</b>
Tax Levy	\$25,131,707	\$25,131,707	\$25,131,707	\$25,131,707	\$25,131,707	\$25,131,707
Section 5307 Funds*	21,587,524	21,587,524	21,587,524	\$21,587,524	\$21,587,524	\$21,587,524
Federal Stimulus Funds	\$8,000,000	\$6,250,000	\$6,272,707	-	-	-
Passenger Fares	\$27,935,265	\$29,289,310	\$29,777,890	\$30,276,242	\$30,784,560	\$31,303,045
Other Revenues	\$87,763,204	\$88,087,204	\$88,417,684	\$87,254,774	\$87,598,605	\$87,949,313
<b>Total Revenues</b>	<b>\$170,417,700</b>	<b>\$170,345,745</b>	<b>\$171,187,512</b>	<b>\$164,250,246</b>	<b>\$165,102,396</b>	<b>\$165,971,589</b>
<b>Estimated Budget Gap</b>	<b>\$0</b>	<b>\$(3,207,641)</b>	<b>\$(5,559,256)</b>	<b>\$(15,748,662)</b>	<b>\$(18,208,492)</b>	<b>\$(20,712,220)</b>
<b>Previously Presented Five-Year Gap**</b>	<b>\$(1,312,293)</b>	<b>\$(25,097,814)</b>	<b>\$(28,860,571)</b>	<b>\$(32,056,628)</b>	<b>\$(35,614,558)</b>	[blank]

\*The Federal Formula Grant Program for Urbanized Areas (also called "Section 5307") is a federally funded grant program that assists transit systems in large communities with capital expenditures, including bus replacement and capitalized maintenance.

\*\* Office of the Comptroller Five-Year Financial Forecast - March 2023 (Forecast based on Federal Stimulus Funds used in 2024 and tax levy fixed at \$8,681,886 for all five years of forecast.)



In June of 2023, the Wisconsin Legislature’s Joint Finance Committee voted to move funding for buses and other mass transit systems from the state’s transportation fund into the General Purpose Revenue (GPR) fund. The legislature’s GPR fund is the State’s largest pool of funding used for a wide array of government services, including education and healthcare. Although the motion increases transit funding by 2 percent over the next 2 years, state aid to MCTS will potentially face further cuts due to competing budget priorities in the GPR fund.

### **SAVE THE BUS CAMPAIGN**

Starting in 2023 MCTS launched a media campaign to “Save the Bus”, as the transit system is facing a cliff in 2027 thereby leaving the potential to reduce bus routes, frequency, and staffing. **#SAVETHEBUS** campaign will continue in 2024 to educate riders, business leaders, and elected officials that legislative action is needed to avert a financial cliff. MCTS will seek input from riders and the public on any route that could be redesigned based on the final budget.

### **TRANSIT SECURITY**

The 2024 Recommended Budget for transit includes an additional \$1.3 million to provide enhancements to transit safety and security.

In 2023, MCTS and the Director’s Office dedicated a task force solely focused on the safety and security of MCTS employees and passengers. The Transit and Security Task Force was directed in the 2023 Adopted Budget to consider the use of park rangers, similar to the Milwaukee County Parks, to enforce safety and security protocol. Currently, transit security is contracted through Allied Universal, with a contract cost of \$2,093,952. The taskforce will continue to monitor and recommend policies in 2024 for MCTS to provide a safer environment for Milwaukee County residents (File No. [23-839](#)).

### **THE WISGO FARE COLLECTION SYSTEM AND CHANGES TO FARE STRUCTURE**

MCTS collaboration with WisGO/UMO has yielded upgrades including new on-bus validators, smartcards, ticket vending machines, and an integrated mobile application. The app integrates with Waukesha Metro, the City of Beloit, and can further integrate with other Wisconsin transit agencies. UMO incorporates educational and employer Commuter Value Passes and the app further allows users to plan trips, integrate with transportation-network companies, and bike share apps.

In lieu of riders buying passes, UMO provides a “best price” based on ridership frequency. Eliminating manually-loaded transfers for riders paying with cash, will speed boarding times and encourage more electronic fare adoption. The new WisGO fare collection system will be evaluated after its first year of operations.

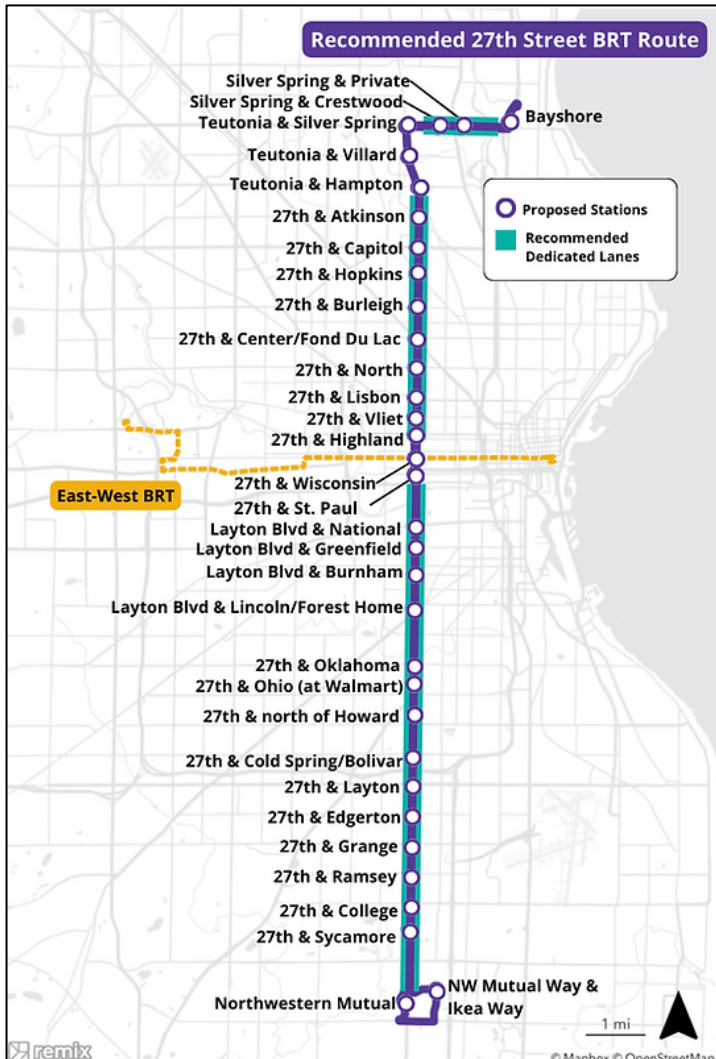
### **MCTS’ CONNECT 1 BUS RAPID TRANSIT (BRT)**

2024 will represent MCTS’ first full year of operation of the Connect 1 BRT, as service officially launched in June of 2023. MCTS will carefully monitor results and ridership in 2024 to improve operations and analyze trends. The Federal Transit Authority (FTA) awarded MCTS \$2 million to expand bus stations at the planned Vel R. Phillips Plaza and Couture Development (File No. [23-350](#)).

The Connect 1 route averaged 3,200 rides per day in 2023, including 17,000 rides during Summerfest. MCTS is also operating a pilot program to return bus shuttle service to Summerfest and will be looking to expand efforts in 2024. Nine battery electric buses are currently operational with an additional four buses to be delivered in 2024. Due to supply chain backlogs, fares for the Connect 1 BRT will remain free of charge into early 2024 from Umo, in partnership with MCTS.

**MAJOR INITIATIVE: NORTH-SOUTH TRANSIT ENHANCEMENT STUDY**

Led by the  
this of a  
the



Southeastern Wisconsin Regional Planning Commission ([SEWRPC](#)), study leads to the recommendation bus rapid transit line along 27<sup>th</sup> Street, a busy transportation corridor, in the north and south of County. As of this writing engineering, design, and environmental review will continue through 2024, with the goal of receiving Federal Transit Authority (FTA) and Capital Investment Grant (CIG) funding in 2025. The locally preferred alternative has termini at Bayshore Mall in the north and Northwestern Mutual’s Franklin campus in the south. (File Nos. [20-](#)

[897](#), [21-273](#), [21-927](#), and [22-834](#))

MCTS is planning for construction to begin as soon as 2026. Extensive stakeholder and public outreach will continue into 2024, with an emphasis on hearing from diverse voices.

## 560 - PARATRANSIT

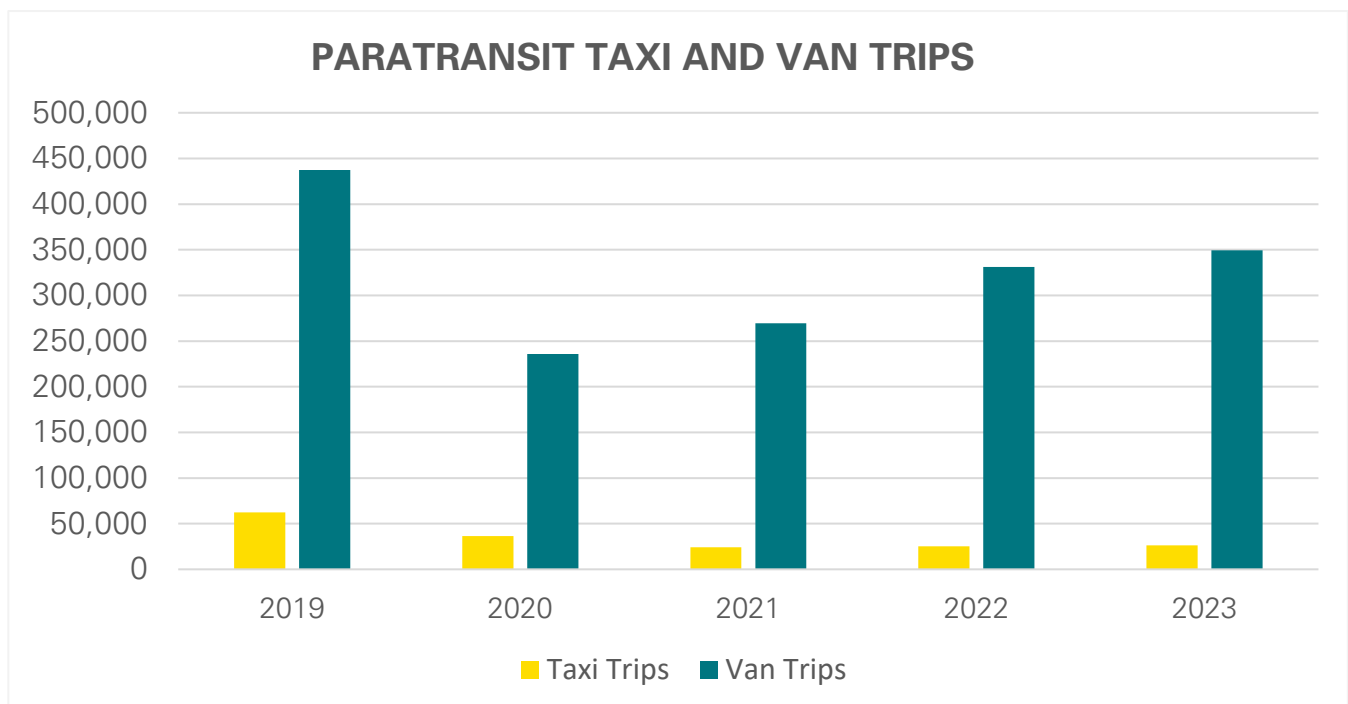
MCTS contracts with outside providers for the Transit Plus paratransit program for those who are eligible through the Americans with Disabilities Act (ADA). In 2023 and 2024 MCTS has anticipated similar costs to pre-pandemic levels with ridership still being significantly reduced due to the ongoing pandemic.

MCTS annually applies for federal Section 5310 funding to cover paratransit costs, community outreach, and ADA sensitivity training.

The Paratransit Task Force, which includes MCDOT, MCTS, DHHS, and SEWRPC, met in April of 2023 to discuss recommendations and findings on the county's paratransit taxi service. Based on findings and stakeholder outreach, the task force decided to end paratransit taxi service. MCTS' paratransit taxi contract will expire on September 28<sup>th</sup>, 2023. Paratransit van service will continue uninterrupted. The projected annualized savings for 2023 is \$275,000. (See File No. [23-617](#))

Paratransit van service is not ending and will continue to operate as planned in 2024. All taxi users are qualified to utilize Transit Plus to get to any Milwaukee County destination. The Paratransit Tax Force will continue to meet in 2024 to analyze future on-demand services. Under a new contract, MCTS will consolidate operations into one vendor and streamline operations and processes. Fares will remain the same at \$4/ride, but agency fare will be increase from \$20.55 to \$35. Agency fare is charged to managed care organizations (MCO) that is already subsidized by the State of Wisconsin.

In 2024, the paratransit expenditures increase by \$996,564 to \$19,069,494. Since the paratransit taxi program is ending, MCTS does not have a 2024 target for ridership. However, 2024 target ridership for paratransit van will decrease from 2023 to 353,955. Paratransit van ridership for 2023 has recovered from pre-pandemic levels.



## 580 – DOT DIRECTOR'S OFFICE

The Director's Office oversees all County Department of Transportation divisions as well as Milwaukee Mitchell International Airport, Lawrence J. Timmerman Airport, and the Milwaukee County Transit System (MCTS).

The office's budget in 2024 decreases by \$89,984 from \$439,984 to \$350,000. The 2024 Recommended Budget adds 1.0 FTE Director of Public Affairs and Marking position, as this position allows the County to be more transparent with the public.

### **INITIATIVE: SAFE STREETS FOR ALL (SS4A) DISCRETIONARY GRANT PROGRAM**

The Milwaukee County Department of Transportation (MCDOT) Director's Office accepted funding in 2023 to study street safety and traffic calming project to reduce traffic fatalities, injuries, and crashes. The Director's Office is working with all 19 county municipalities to improve street safety, of which 5 were able to join the county as the lead applicant. Each municipality is responsible for covering 20 percent local match for their portion of \$274,898. Temporary equipment can be used to further street safety initiatives. Demonstration activities will take place in Spring and Fall of 2024 (File No. [23-832](#)).

## HEALTH AND HUMAN SERVICES FUNCTION

### 630 – MENTAL HEALTH BOARD - BEHAVIORAL HEALTH SERVICES

The Wisconsin State Legislature created the Milwaukee County Mental Health Board (MHB) with the passage of 2013 Wisconsin Act 203, removing Behavioral Health Services (BHS) from the purview of the Milwaukee County Board of Supervisors. The MHB is governed by a group of mental health professionals as mandated by the statute. These individuals are tasked with the operational governance of Behavioral Health Services of Milwaukee County, which includes all program and service functions related to mental health.

Per State statute, the County Board "shall incorporate into the budget for Milwaukee County" the "tax levy amount as proposed by the County Executive". State statute mandates that the MHB may not propose a tax levy that is less than \$53 million, nor more than \$65 million. The total tax levy for 2024 is \$59,585,732.

#### **MAJOR CHANGES OR INITIATIVES INCLUDE:**

- Increases in tax levy by \$6.5 million due to increases in fringe costs, central services allocation, two percent salary increase for employees, and rate increases for Community Support Program providers to support high-quality service delivery.
- Create 7.0 FTE peer support staff positions to aid mobile crisis and community support teams.
- Patient revenue increased by \$3.4 million due to increases in Comprehensive Community Service and Wisconsin Medicaid cost Report (WMCR) revenue.
- New Suicide Prevention Coordinator position is created to lead and develop suicide prevention initiatives.
- Additional administrative positions are anticipated to support quality and growth in the BHS provider network.

- In 2024, Management and Support Services expenditures are decreased by \$30,000 due to a reduction in cross charge allocations.
- In 2024, the Mental Health Emergency Center (MHEC) will receive \$6,265,804 in annual membership payments. \$9.7 million is **budgeted** for inpatient psychiatric placements at partner facilities based on current inpatient **utilization trends**.
- The expenditures for Crisis Intervention in 2024 are increased by \$1.0 million to fund the creation of 5.0 FTE peer specialist positions and 1.0 FTE Lead Peer Specialist to support Milwaukee Mobile Crisis.

## 800 – DEPARTMENT OF HEALTH & HUMAN SERVICES

In 2020, the Department of Health and Human Services (DHHS) underwent restructuring to better align with the department’s “No Wrong Door” initiative that connects residents to services regardless of demographics, economic status, or point of entry for services. DHHS includes the following service areas:

- Director’s Office & Management Services
- Children & Youth Family Services
- Aging and Disability Services, Housing Services
- Behavioral Health Services
- Child Support Services (integrated with DHSS budget in 2024)

To better streamline services, DHHS further refined its “No Wrong Door” initiative by developing separate adult and children’s systems of care. The adult system of care provides services for aging adults and adults with disabilities and the children’s system of care includes youth detention services, youth justice, and children’s programming. The 2024 Recommended Budget increases expenditures by \$6,640,472 and revenues by \$6,190,148 for a small net tax levy increase of \$450,324.

Veteran’s Services are included in the Director’s Office and Management Services. Veteran’s Services assist veterans and their families with determining eligibility for State and Federal veteran’s benefits and connects veterans with energy assistance, housing assistance, and other programs. In addition, Veteran’s Services maintains the Needy Veteran’s fund that provides emergency financial aid to veterans and their families for housing, security deposits for homeless veterans moving into independent living, and burial assistance to indigent veterans.

### 2024 STAFFING CHANGES

The 2024 Recommended Budget also increases the number of FTEs by 30.75, which is driven by increases in Housing navigation staff, Aging and Disability Resource Center (ADRC), Children's Long-Term Support (CLTS) direct service staff, a new Deputy Administrator position in Aging and Disability Services (ADS), and Child Support Specialists positions in Child Support Services. These positions are funded by grants and other revenue offsets in their respective program areas.

## **800 – CHILDREN YOUTH & FAMILY SERVICES (CYFS)**

The Children, Youth, and Family Services consists of administration, community-based programming, and youth detention. This area specializes in care for youth and children ages birth to 23 years old. Since 2022, CYFS now includes the former Division of Youth and Family Services as well as children’s programs within the former Disabilities Services Division. The long-term vision of this service area is to reduce youth recidivism, provide greater access to care, transitional assistance from short-term to long-term needs, earlier care assistance for children and youth with complex needs, and strengthen relationships to meet the needs of the whole family.

CYFS continues to focus intensely on services and strategies to reduce the number of youth committed to the state youth correctional institutions and has added several community-based providers through its network in 2023 that will continue in 2024. In 2023, CYFS saw a 45 percent increase in Children’s Long-Term Support (CLTS) enrollment and is estimated to serve over 3,000 kids.

In 2018, the Wisconsin State Legislature adopted Wisconsin Act 185 allowing for the establishment of local secured residential care centers and the closure of Lincoln Hills and Copper Lake Schools. Placements at Lincoln Hills and Copper Lakes School have been trending downwards with an Average Daily Population (ADP) of 28 youth which reflects a decrease of seven youth from the 2023 Budget, which results in savings of \$2.1 million. It is estimated that it would cost counties about \$454,790 per year for each young person placed at Lincoln Hills, Copper Lake, and Mendota Juvenile Treatment Center (MJTC).

## **800 – AGING AND DISABILITIES SERVICES**

The area of Aging and Disabilities Services (ADS) include Adult Protective Services, recreation for persons with disabilities, a combined Aging and Disabilities Resource Center (ADRC), caregiver support, transportation services, senior center operations, case management, respite, and employment services. This unit simplifies access to care for adults, provides better care coordination between DHHS and other providers, and advocates for finding solutions for those individuals.

The department also serves as the Area Agency on Aging (AAA) and is charged with implementing the Older Americans Act (OAA) programs, information and assistance, and advocacy in Milwaukee County.

In 2023, DHHS has contracted with State Department of Health Services (DHS) which has launched an Independent Living Support Project (ILSP) Pilot Project to enable more customers in need to access critical services and ADS was awarded a two-year grant for \$1,468,800. As a result of grant-funded positions, personnel and operating costs for this service area have increased by \$0.6 million.

## **800 – HOUSING SERVICES**

Housing Services administers the Supportive Housing and Homeless Programs, Housing Choice Voucher Program, Community Development Block Grant, Home Repair Loans, Housing Outreach Services, Real Estate Services, and the Energy Assistance Program.

Since 2015, Housing Services has collaborated with Behavioral Health Services, the City of Milwaukee, the Milwaukee Police Department, and other network providers to house homeless individuals and families through the Housing Choice Voucher Program. In 2023, \$15 million in ARPA funds were allocated to affordable housing development in five different suburbs. Other initiatives of the year included the construction of 120 new single-family homes in King Park, and the implementation of the first HUD Domestic Violence program.

Housing Services continues to work with the homeless population in Milwaukee County and was awarded several new, long-term grants totaling \$2.0 million to expand homelessness prevention and intervention services.

The 2024 Recommended Budget includes \$4.0 million to support the County's affordable housing developments. Although ARPA and Opioid Settlement funding is anticipated in 2024, it is not included in the operating budget.

## **800 – CHILD SUPPORT SERVICES**

The 2024 Recommended Budget integrates the Department of Child Support Services with the Department of Health and Human Services and encourages a child and family-centric approach to service delivery.

Child Support Services (CSS) is a mandated service authorized under Title IV-D of the Federal Social Security Act, Wisconsin State Statutes 49.22 and 59.53(5), and under contract with the State of Wisconsin Department of Children and Families to implement the Child Support Enforcement Act. The CSS works cooperatively with state agencies and Milwaukee County Departments to provide parent locate services, paternity establishment, and enforcement of child, family, and medical support orders.

Child Support is a performance-funded department that tracks metrics for paternity establishment, court order establishment, arrears collection, and current support collection. The better these areas perform, the more federal funding the department is able to leverage. In turn, this generates a return on investment for the Milwaukee community. Every dollar spent on child support programming generates an additional two dollars in federal funding. During Federal Fiscal Year 2023, CSS collected and distributed \$105,136,570.

## **PARKS, RECREATION, AND CULTURE FUNCTION**

### **900 - DEPARTMENT OF PARKS, RECREATION AND CULTURE**

Milwaukee County Parks manages over 15,000 acres of park land, including 156 parks, 11 parkways, and 215 miles of trails. They offer year round recreation activities to residents and visitors including, beaches, marinas, playgrounds, athletic courts and fields, community centers, horticultural facilities, golf courses, disc golf, aquatic centers, swimming pools, wading pools, splash pads, dog parks, roller and ice skating, and food and beverage sales. The Parks Department's operations are integral to achieving the County's mission of becoming the healthiest county in Wisconsin.

### PARKS TOP REVENUE GENERATORS AND 2024 PROJECTIONS

Golf Permit Sales	\$5,743,350
Restaurant Concession	\$4,350,000
Golf Course Revenue	\$1,976,250
Marina-slip & Anchor Rent	\$1,947,500
Building Space Rental	\$1,416,600
<b>TOTAL REVENUE</b>	<b>\$15,433,700</b>

The Department of Parks, Recreation and Culture has a total operating budget of \$45,651,853, of that total, the department will receive \$21,500,190 in tax levy support and the remaining \$24,151,663 is estimated to be earned through direct revenue. The largest sources of earned revenue for the department comes from golf, food and beverage sales, and the marina

operation.

Parks is one of the largest recipients of capital investment in this budget, receiving funding for 13 parks projects totaling approximately \$23 million. Reconstruction of the South Shore Break Water North Section is a massive undertaking requiring \$11,278,771 for this phase which is predominantly construction with some funds (\$216,370) for planning. \$3,665,230 is included for Oak Leaf Trail Modernization (WP078101) and \$2,977,900 for the completion of the McKinley Park Flushing Channel (WP037201). More details and descriptions of the projects can be found in Section 4 of the Overview.

A long documented, troubling trend for the Parks Department, and Milwaukee County as a whole, has been the progressive decrease in full-time equivalent (FTE) workforce at the County, resulting in an increased reliance on part-time and seasonal employees. In 1989, the Parks Department had 1,073 FTEs on staff. The 2024 recommended budget includes funding for 20 FTE positions. While this is a significant investment, especially compared to recent years, the department’s FTE workforce would hover around 300 employees if all authorized positions were filled.

Same as the previous year, the 2024 budget includes funding to operate five summer pools or aquatic facilities and two indoor pools in the winter. Parks will continue to operate as many wading pools and splash pads as facility functionality and personnel allow.

The 2024 budget does not specifically allocate any funding towards issues such as the future of the Domes or Mitchell Park as a whole, but a report by the department presented in September ([File No. 23-787](#)) provided updated cost estimates for four alternate paths forward. It has been repeatedly emphasized that inaction on the Domes is tantamount to demolition. While recent inspection shows the protective netting installed in 2015 and 2021 is functional and safe, the building continues to deteriorate and operate inefficiently.

### Mitchell Park Domes Future State Planning and Construction Cost Estimating

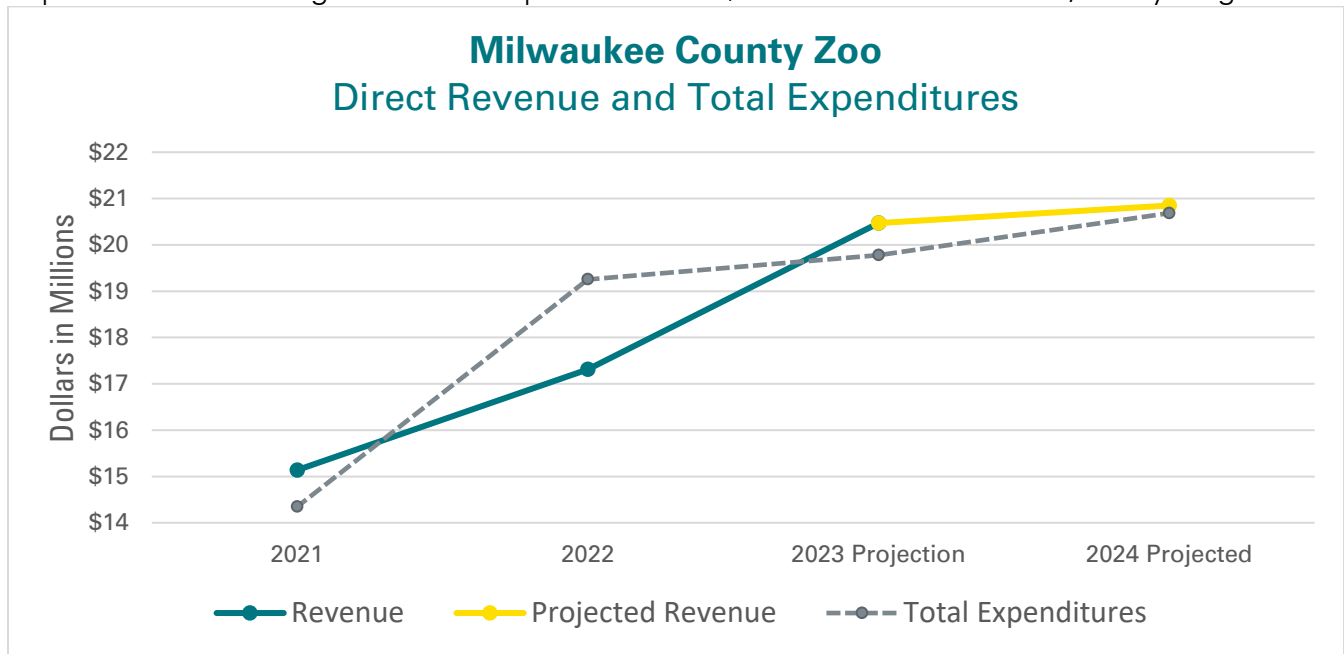
	Demolition	Repair	Rebuild all 3 Domes	New Conservatory with 1 Rebuilt Dome
Construction Cost Estimates	\$4,778,881 to \$6,408,230	\$21,720,595 to \$29,085,569	\$67,149,432 to \$91,150,095	\$64,701,561 to \$69,442,663



Also made clear in the presentation of [File No.23-787](#) is whatever the future holds for the horticultural conservatory, Mitchel Park as whole must be included in the discussion and planning. The Parks Department did preliminarily request capital funding to develop a strategic plan for the park at approximately \$3,000,000; however, it was not selected for funding likely due to the future of the Domes remaining undecided.

## 950 - MILWAUKEE COUNTY ZOO

The Milwaukee County Zoo is a financially self-sufficient organization whose revenues typically exceed their expenditures. Personnel costs make up roughly half of the Zoo’s budgeted expenditures including 165 full-time positions and \$1.47 million in seasonal/hourly wages.



In 2023, the position of Staff Vet was reclassified as Associate Vet (File No. 23-291) and a second Associate Vet position was created. The 2024 budget reflects these personnel changes but does not create new positions beyond those already authorized in 2023.

2024 is a big year for the Zoo, with several major, multi-phase projects wrapping up such as the Adventure Africa exhibit. Additionally, in partnership with the Zoological Society of Milwaukee, an enterprise-wide strategic plan is in the process of being completed, which will guide the strategic direction of the Zoo over the next 7-10 years. As part of the project, the master facilities plan will be refreshed along with a business plan that focuses on alignment to the County-wide strategic plan focus areas of inclusion, influence, and integrity.

The Zoo’s 2024 budget includes 24 individual contracts in lieu of separate review and approval from the County Board during the fiscal year. Many of the Zoo’s largest requested contracts are essential to hosting their biggest programs such as Wild Lights, A La Cart at the Zoo, and this year’s special outdoor Dinosaur Exhibit.

Beginning in April 2022, the Zoo implemented flex pricing, a tool that has been successful in generating additional admission revenues and allowing guests the opportunity to visit the Zoo on a day that best fits both their budget and schedule. The 2024 rates for non-peak season

admission, Wednesday reduced admission, and school field trip admissions have increased between \$1 - \$3.

## 991 – UNIVERSITY OF WISCONSIN EXTENSION

Extension Milwaukee County is the community outreach division of UW-Madison, which under Wisconsin State Statute § 59.56(3), Extension is partnered with each county in Wisconsin and the State government. The initiatives and programs supported by the UW Extension support the County’s mission to be the healthiest county in the state. The major outreach program areas include:

1. **FoodWise**—Provides education on nutrition, physical activity, food safety, health and food budgeting. One of the initiatives supported by FoodWise is the Milwaukee Market Match program which doubles FoodShare dollars spent at Milwaukee Farmers Markets, supported in-part by ARPA funding from the County and over \$1 million in grants supporting the program.
2. **Positive Youth Development**—youth-led gardening education, leadership development and exploration of workforce pathways at the community and individual levels in partnership with community-based organizations.
3. **4H Community Clubs & SySTEMatics**—Children and youth research-based curricula promoting civic engagement, career exploration, team building, workforce readiness, environmental studies, arts, multicultural awareness, and STEM skills.
4. **Urban Agriculture and Community Gardens**—maintains and administers dedicated garden spaces on county-owned land at eight community garden sites allowing Milwaukee County residents from all backgrounds to grow healthy, culturally-relevant food.
5. **Community Development**—Provides entrepreneur and soft skills training to incarcerated and formerly incarcerated men and women and entrepreneurship education, non-profit leadership, and organization development to small business owners of color.

One 0.75 position is fully funded by the County. The remaining positions at Extension Milwaukee County are funded through the State of Wisconsin. The 2024 Recommended Budget provides a tax levy contribution of \$422,713.

## 199- MILWAUKEE PUBLIC MUSEUM

Pursuant to [Wisconsin Statutes § 59.56\(2\)](#), Milwaukee County may acquire, own, operate and maintain a public museum in the County, and appropriate money for such purposes. Milwaukee Public Museum holds its collection as a public trust and is dedicated to serving the museum’s 400,000 annual visitors.

Milwaukee County leases the current building at 800 West Wells Street to MPM along with the artifacts within the museum, with the agreement that MPM assumes the primary responsibility for managing and operating the museum. The current facility was built in the early

1960s and faces millions of dollars of deferred maintenance, posing risk to the collection stored within. As a result, when the American Alliance of Museums evaluated MPM for reaccreditation, the deteriorating building condition tabled the museum's accreditation until significant progress towards the development of new museum was demonstrated. In 2022, Milwaukee County passed a resolution authorizing \$45 million to the new museum project ([File No. 22-454](#)). The State of Wisconsin is providing \$40 million for the future museum and the remaining funds needed to complete the \$240 million project will be fundraised by MPM. These large public donations demonstrated significant progress and reaccreditation was issued in July 2022.

Per the amended Lease and Management Agreement (LMA) executed in 2013 between Milwaukee County and the Milwaukee Public Museum (MPM), the County provides \$3.5 million annually in operating support to MPM ([File No. 13-598](#)). It is important to note once the new museum facility opens, the County's annual contribution to MPM will decrease from \$3.5 million to \$1 million to solely support the care of MPM's objects and collections.

The Future Museum is anticipated to open in 2027 and will feature four floors of exhibits, a rooftop butterfly garden and a Planetarium. Among the exhibits announced this year was the highly anticipated successor to the "Streets of Old Milwaukee" exhibit, known as Milwaukee Revealed, described in the MPM announcement as follows:



*"A gallery that will immerse visitors in city streetscapes they can explore to learn about the history of Milwaukee, the people who came to settle and live here, and its interconnected systems, neighborhoods, and ecologies (and where future generations of children can shop for a sweet treat)"*

Image from MPM exhibit release at:

<https://www.mpm.edu/future/exhibits/milwaukee-revealed>

## 199 - MILWAUKEE COUNTY FUND FOR THE ART

The Milwaukee County Fund for the Arts, through the Milwaukee County Cultural Artistic and Musical Programming Advisory Council (CAMPAC), allocates tax dollars to support and encourage cultural and artistic activities which have an important impact on the economic well-being and quality of life in Milwaukee County.

Since 2020, the Department of Parks, Recreation and Culture has been the administrator of CAMPAC. The funding formula for CAMPAC awards was revised in 2021 through policy adopted in File No. 21-90 which realigned eligibility criteria and awards with the County's adopted mission and vision for racial equity. The 2023 CAMPAC awards were approved by the County Board in File No. 23-863

The recommended budget includes an allocation of \$407,825 in tax levy support for 2024 for the Milwaukee County Cultural, Artistic, and Musical Programming Advisory Council. This amount is consistent with the amounts provided for the past two years.

## 199 - MILWAUKEE COUNTY HISTORICAL SOCIETY

The Milwaukee County Historical Society is a non-profit cultural organization that collects, preserves, and shares Milwaukee County history with the public through exhibits, the research library, three historic sites and educational programs. Wisconsin State Statute § 44.10 allows Milwaukee County to enter into an agreement with the Milwaukee County Historical Society for record retention and preservation services, in accordance with Wisconsin laws governing public records (Wisconsin State Statute § 19.21). These vital records may be needed by the public to apply for social security benefits, prove next of kin, or obtaining legal identification.

The 2023 Budget increased the Milwaukee County Historical Society funding by \$150,000 from previous years to contribute to their record retention services. The 2024 budget allocation sees the same funding level as 2023, for a total budget allocation of \$353,105 supported by the tax levy.

## 199 – FEDERATED LIBRARY SYSTEM

Per Wisconsin State Statute § 43.12, the County’s tax levy contribution to the Milwaukee County Federated Library System is set at \$66,650. The Milwaukee County Federated Library System is composed of 15 administratively autonomous and fiscally independent public libraries throughout the County, including the 14 branches of the Milwaukee Public Library. Public libraries are entirely funded by their municipality and join the Milwaukee County Federated Library System voluntarily. The Federated Library System helps connect materials to patrons throughout the County and makes public libraries accessible to as many residents as possible.

## 199 - MARCUS CENTER FOR THE PERFORMING ARTS

In March 2016, Milwaukee County and the Marcus Center for the Performing Arts (Marcus Center) finalized a contribution agreement outlining the operating and capital support provided by the County through 2025. For the period of 2016 through 2025, Milwaukee County’s annual operating support is set to decrease by \$50,000 per year. After 2025, the Marcus Center will be financially independent from the County. The 2024 tax levy contribution to operating expenses is \$550,000.

Per an amendment ([File No. 22-850](#)) to the lease between Milwaukee County and the Marcus Center, the pedestrian pavement replacement project scheduled for 2022-2024, the Todd Wehr Theatre Entrance Project, and the exterior fountain project scheduled for 2026 were removed from the list of projects and replaced by Phased Building Electrical Service and Phased Building Exterior Stone Cladding Restoration. With these adopted changes, the Marcus Center is responsible for any future repair/maintenance associated with the removed projects. An appropriation transfer of

CONTRIBUTION AGREEMENT WITH THE MARCUS CENTER <i>2016 - 2025</i>			
2016	\$950,000	2021	\$700,000
2017	\$900,000	2022	\$650,000
2018	\$850,000	2023	\$600,000
2019	\$800,000	<b>2024</b>	<b>\$550,000</b>
2020	\$750,000	2025	\$500,000

\$757,852 of ARPA funding to project WU020104 for Marcus Center Phased Building Exterior Stone Cladding has been recommended to fulfil the County’s contractual obligation per the agreement with the Marcus Center.

<b>MARCUS CENTER CAPITAL SUPPORT PER 2022 AMENDED LMA V. ORIGINAL 2016 LMA</b>			
Project	Year	Amended Agreement	2016 LMA
<b>Phased Electrical Service</b>	2022	\$750,000	\$773,000
<b>Phased Electrical Service</b>	2023	\$762,181	\$860,000
<b>Phased Exterior Stone Cladding</b>	2024	<b>\$757,852</b>	<b>\$780,000</b>
<b>Phased Exterior Stone Cladding</b>	2025	\$713,430	\$500,000
<b>Phased Exterior Stone Cladding</b>	2026	\$757,295	\$568,270
<b>TOTAL</b>		<b>\$3,740,758</b>	<b>\$3,481,270</b>

### 199 – CHARLES ALLIS VILLA TERRACE ART MUSEUMS

The Charles Allis and Villa Terrace Art Museums honor the gifts to the community of Charles and Sarah Allis (1946) and Lloyd and Agnes Smith (1967) through the preservation of their architecturally significant homes, world-class art collections, and gardens while telling the story of the founding of Milwaukee as a city of industry and entrepreneurship.

Remaining unchanged from previous years, Milwaukee County will provide \$225,108 in operating support to the Charles Allis and Villa Terrace Art Museums for 2024. Additionally, \$22,780 of capital support is included in the recommended budget, more details on the recommended capital project (WU060101) can be found in Section 4 of the Overview.

### 199 - WAR MEMORIAL CENTER

The War Memorial Center stands as a memorial to “Honor the Dead and Serve the Living” and provides a variety of programs that create opportunities to learn about patriotism, history, and the accomplishments of our veterans. Per the Funding Agreement between Milwaukee County and the War Memorial Center signed in 2016, the County will contribute \$442,000 of operating support to the War Memorial ([File No. 16-229](#)). This allocation follows the schedule outlined in the Lease and Management Agreement wherein the annual amount provided to the War Memorial decreases for years 2024-2033.

<b>WAR MEMORIAL CENTER FUNDING AGREEMENT</b>			
Year	Amount	Year	Amount
2020	\$486,000	2027	\$310,000
2021	\$486,000	2028	\$266,000
2022	\$486,000	2029	\$222,000
2023	\$486,000	2030	\$178,000
<b>2024</b>	<b>\$442,000</b>	2031	\$134,000
2025	\$398,000	2032	\$90,000
2026	\$354,000	2033	\$46,000

The 2024 Recommended Budget also provides capital funding support for the War Memorial Center per the Agreement, details on the recommended capital project can be found in Section 4 on project WO052401.

## MILWAUKEE ART MUSEUM

The Milwaukee Art Museum is an iconic museum in Milwaukee County that serves as a vital source of inspiration and education to the community. Per agreements between Milwaukee County and the Art Museum ([File No. 13-647](#) and [16-229](#)) and an arbitration settlement resulting from the sale of the O'Donnell Park parking structure, the annual 2024 tax levy contribution for operating support to the Milwaukee Art Museum is set at \$690,000.

## DEBT SERVICE FUNCTION

### 996 - GENERAL COUNTY DEBT SERVICE

The property tax levy for the General Debt Service Fund Budget increases by \$3.4 million, from \$35.5 million to \$38.9 million. Expenditures increase by \$7.3 million and revenues increase by \$3.9 million.

#### DEBT SERVICE EXPENDITURES

Total principal and interest expenses increase by \$994,384 from \$89,131,481 to \$90,125,865. This amount also includes \$26,682,069 for debt service costs for pension obligation notes issued in 2009 and 2013, and partially refinanced in 2021. The debt service for the pension obligation notes is paid out of Agency 196 – General County Debt Service but \$23,447,035 of pension obligation note costs are included in a new budget, Agency 194 – Non-Departmental Expenditures 0.4 percent Sales Tax as the new sales tax revenue is covering these costs.

#### DEBT SERVICE REVENUES

The 2024 Recommended Budget includes a Contribution from the Debt Service Reserve (DSR) of \$11,789,581, an increase of \$3,953,274 from 2023. As of the date of this report, the projected year end DSR balance is \$108.2 million. The projected balance at the end of 2024 is \$96.4 million based on the \$11.8 million contribution from the reserve included in the proposed budget. In recent years, the majority of any year-end county surplus is typically deposited into the DSR. Due to some extraordinary county budget surpluses in recent years, the balance of the DSR has significantly increased<sup>6</sup>. The Comptroller advocated for the Financial Policy adopted in 2014 that sought to build and maintain a *minimum* balance of \$10 million in the DSR.

---

<sup>6</sup> In 2021, \$30.5 million was deposited in the DSR as a result of the 2020 year-end County surplus. In 2022, a deposit of \$51.9 million was made based on the 2021 surplus. In 2023, a deposit of \$16.7 million was made based on the 2022 surplus.

## NON-DEPARTMENTAL REVENUES

### 1901 – UNCLAIMED MONEY

Unclaimed Money is budgeted at \$0, a decrease of \$1,250,000 from the amount budgeted in 2023. Every other year unclaimed funds are forfeited and recognized by the County. This revenue represents payments to vendors and individuals that go unclaimed.

### 1902 – PERSONAL PROPERTY AID

2017 Wisconsin Act 59 were set by the amount equal to the first Personal Property Aid distribution in 2020 to compensate local governments for an exemption to personal property tax of machinery, tools and patterns not used in manufacturing. For 2024, the estimated payment is \$1,561,543, an increase of \$9,172.

### 1937 – POTAWATOMI REVENUE ALLOCATION - 1937

Per a contract between the Forest County Potawatomi Tribe and Milwaukee County receives payments based on 1.5 percent of the Class III Net Win annually. The budgeted net win for 2024 increased by \$37,903 for a total of \$5,919,880. This increase is driven by increased collection of Class III Net Win at Potawatomi in 2023.

### 1986 – FIRE CHARGE - UNCOLLECTABLE

The Fire Charge – Uncollectable is transferred into Agency 115 (DAS) and charged out to all County Grounds users of the water system. This Strategic Program Area is deactivated in 2024 and all remaining activity will be moved to DAS-FMD Strategic Program Area Operations and Maintenance.

### 1991 – PROPERTY TAXES

Property Tax revenue is budgeted at \$288,922,151 a decrease of \$24,000,000 or 7.67 percent, from the 2023 Adopted Budget. *(See Section 1 for tax levy limit discussion.)*

### 1992 – EARNINGS ON INVESTMENTS

Earnings on Investments is budgeted as a non-departmental account with the Treasurer responsible for the oversight. Interest earnings are budgeted to increase \$13,041,129 from \$5,382,871 to \$18,424,000. The Treasurer and Comptroller recently [reported](#) in File No. 23-836 a projected a surplus this year of \$17.1 million in investment earnings due to higher interest rates and cash available related to unspent American Rescue Plan Act (ARPA) funds and a larger balance in the Debt Service Reserve.

### 1993 – STATE SHARED TAXES

State Shared Taxes (Shared Revenue) increases \$8,143,244, from \$30,967,836 to \$39,111,080 for 2024. 2023 Wisconsin [Act 12](#) provided major reforms to the State Shared Revenue Program to increase local aids and, in addition, authorized Milwaukee County to increase its local sales

and excise tax by 0.4 percent to pay for pension liabilities. The \$8.1 million increase includes a \$7.5 million increase in the base payment and a \$0.6 million increase in the utility aid component. Future year payments are based on the growth of the state sales tax, estimated to be approximately 3 percent per year.

In 2016, the County absorbed a \$3,933,858 reduction in shared revenue primarily due to a \$4 million annual contribution the County is making toward the Milwaukee Sports Arena as outlined in 2015 Wisconsin Act 60. The \$4 million annual contribution is for 20 years, beginning in 2016 and ending in 2035. (See Org. Unit 1995 – Milwaukee Bucks Sports Arena below.)

On September 18, 2023, Wisconsin State Republican leaders announced a \$700 million plan Monday to use state and local dollars to fund renovations at American Family Field and ensure the Milwaukee Brewers stay in the city until 2050. Under that plan, the County and City of Milwaukee County would contribute \$5 million and \$2.5 million, respectively, each year from 2024 through 2050. The County's commitment would total \$135 million, while the City would contribute \$67.5 million for a total local tax levy commitment of \$202.5 million. Failure to remit the payment would result in a reduction in shared revenue payments, as outlined in the Legislative Fiscal Bureau's analysis of the initial draft legislation.

On October 5th, the Wisconsin Assembly Committee on State Affairs held a hearing on Assembly Bill 438 that would, among other things, provide local funding to American Family Field. No votes were taken on the legislation at that time and the final legislation, if adopted, may be different than the version initially introduced.

Gross shared revenue payments are approximately \$59.6 million, with \$20.1 million intercepted by the State for the Child Welfare reallocation, for the 25th consecutive year. (County Community Aids are also reduced by \$38.8 million, for a total reallocation of \$58.9 million to the State Bureau of Milwaukee Child Welfare). The Milwaukee Sports Arena contribution of \$4 million and the VW State grant for busses of \$409,613 also reduces the actual amount of shared revenue received by the County.

## **1994 - STATE EXEMPT COMPUTER AID**

State Exempt Computer Aid is budgeted at \$5,292,252, an increase of \$162,797 from the 2023 amount. This State aid payment originated in the 2000 Budget as an offset to a State-enacted property tax exemption on business computers that went into effect that year. The annual payment was previously based on the equalized value of exempt computers, the Milwaukee County equalized value (excluding TID) and the property tax levy. The formula was changed in the 2017-19 State Budget and replaced with a flat increase of 1.47 percent in 2018 and a percentage equal to inflation thereafter. Beginning in 2020, the State discontinued any inflationary increases.

## **1995 - MILWAUKEE BUCKS SPORTS ARENA**

This non-departmental revenue account was established to reflect the County's annual contribution of \$4 million to the new arena for 20 years, from 2016 through 2035. The State collects the County's contribution by reducing its Shared Revenue payments to the County by \$4 million each year. To highlight the commitment Milwaukee County is making to the new



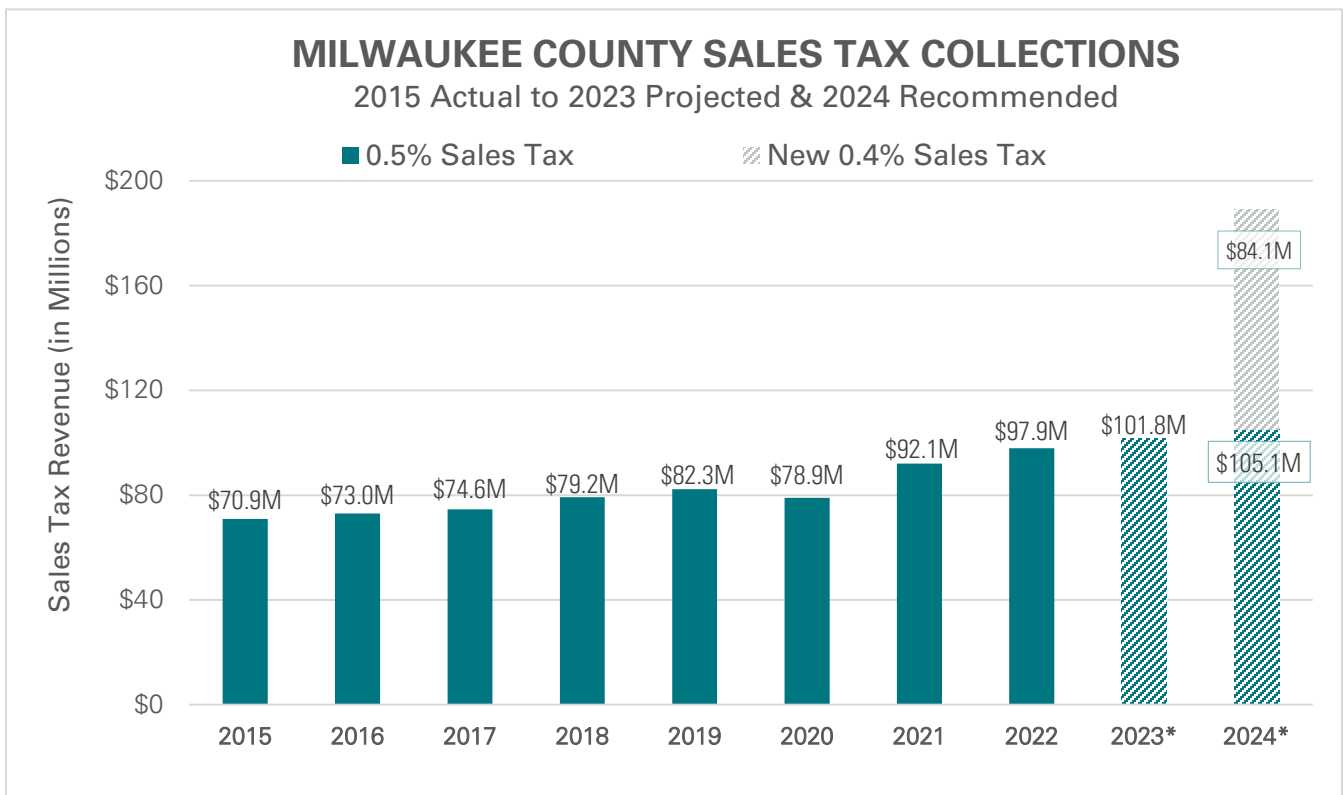
Bucks Sports Arena, Org. Unit 1995 was established in the 2016 Adopted Budget to reflect a *negative* revenue of \$4 million that, coupled with the shared revenue payment budgeted in Org. 1993, would reflect the County’s anticipated receipts.

### 1996 – COUNTY SALES TAX REVENUE

Total County sales tax receipts are projected to increase by \$6,346,140 from \$98,760,154 million in 2023 to \$105,106,294. [NOTE: This amount is attributable to the existing 0.5 percent sales and use tax. The newly authorized 0.4 percent sales tax is budgeted in Agency 194 – Non-Departmental Expenditures to align the revenue with the allowable expenditures per 2023 Wisconsin Act 12.] The 2024 recommendation reflects a 6.4 percent increase from the 2023 budgeted amount.

The Comptroller, based on an analysis dated August 25, 2023, projects 2023 sales tax collections will be \$101,760,154, or \$3 million more than the Adopted Budget. Therefore, the proposed increase in sales tax revenues for 2024 is 3.3 percent higher than the amount projected for 2023. This is subject to further changes as monthly sales tax remittances from the State can vary widely and are often difficult to project.

A total of \$38.9 million in net sales tax revenue is earmarked for debt service costs and \$0 is dedicated to cash finance capital improvement projects. (Property tax levy is being used to cash finance \$30.8 million of the capital improvement budget). Net County sales tax revenue is projected to exceed debt service/cash financing costs by \$66.2 million, an increase of approximately \$11 million from 2023. These monies are therefore available as revenues to offset general operating fund expenses. The Sales and Use Tax Ordinance, Section 22.04, allows ‘surplus’ sales tax revenue to cash-finance capital improvement projects, prepay



outstanding bonds, fund employee benefit cost increases or supplement the appropriation for contingencies.

The chart on the previous page provides a history of sales tax collections in Milwaukee County from 2015 actual through 2023 projected and the 2024 County Executive Recommended amount. Revenues from the new 0.4 percent sales and use tax, effective in January 2024, are shown in the chart but are budgeted separately in Agency 194 – Non-Departmental Expenditures to align the revenue with the allowable expenditures per 2023 Wisconsin Act 12.

### **1998 - SURPLUS (OR DEFICIT) FROM PRIOR YEARS**

The 2022 adjusted surplus applied to the 2024 budget is \$5,000,000, the same as the 2023 amount. Therefore, there is no tax levy impact. This account is required by State law to ensure that year-end surplus and deficit amounts are reconciled from two-years prior.

### **1999 - MISCELLANEOUS REVENUE**

Other miscellaneous revenue is budgeted at \$25,000, the same as 2023. Historically, this account captures revenues from the closure of Tax Increment Financing (TIF) districts by local municipalities as surplus monies are returned to taxing authorities. Revenue due to cancellation of uncashed county checks and Jury Fee revenue from employees is also deposited into this account.

### **1903 - LAND SALES**

Most County land sales occur from tax-foreclosed properties but may also come from the sale of remnant parcels and larger County assets. [Chapter 6 of the Milwaukee County Ordinances](#) governs land sales of tax-foreclosed properties and how the proceeds are allocated. [Chapter 32.96](#) governs general real estate sales. Some provisions of these ordinances have been superseded by Wisconsin Statutes in [2015 Wisconsin Act 55](#).

As noted in [File No. 17-204](#) and pursuant to [Section 6.03\(4\)](#) of the Milwaukee County Ordinances, net County land sales from tax-foreclosed properties go to the Treasurer to pay for unpaid property taxes, special assessments, or any other fee whose failure-to-pay led to the foreclosure. Land sales are managed by DAS-Economic Development/Real Estate. No funds are budgeted in 2024.

## NON-DEPARTMENTAL – EXPENDITURES:

### 1950 - EMPLOYEE FRINGE BENEFITS

The COVID-19 pandemic lowered fringe benefit costs in 2020 and 2021<sup>7</sup>, and continued low utilization in 2022<sup>8</sup> led to additional budget savings. The Comptroller, based on an [analysis](#) dated August 25, 2023, is projecting a \$7 million net surplus in employee fringe benefit costs for 2023, with a caution the projection is subject to change as more actual results are reported in the final quarter. The savings are primarily due to a lower census of employees.

These positive trends in 2023 spending plan help to reduce the amount budgeted for health and dental costs by \$.5 million, despite the cost of services and prescription drugs rising. The County's success in containing health care costs the past decade has contributed significantly to the County's ability to "bend the curve" on the five-year fiscal forecasts for employee benefits. For example, the gross health and dental costs budgeted in 2014 was \$120.1 million, compared to \$108.7 million planned for 2024. During this 11-year period, annual health and prescription drug costs have risen, but changes to the plan design (more retiree and employee cost participation), improved prescription drug rebates, and efforts to transition retirees to better and more cost-effective coverage has yielded significant budget savings compared to previous five-year fiscal projections.

Prescription drug rebates (i.e. *revenue* to the County) is anticipated to grow an additional \$8.8 million, from \$19.2 million to \$28 million. The Budget Director cites the budgeted increase includes \$4.1 million based on experience and an additional \$4.7 million based on rate negotiations with UnitedHealthcare's (UHC) pharmacy benefit manager, OptumRx. Recent health care costs by major component area are shown on the next page:

---

<sup>7</sup> The fringe benefit surplus for 2020 and 2021 was \$17.1 million and \$13.5 million, respectively, but revenue offsets (e.g. DHHS-BHS, Airport, etc.) lowered the year-end surplus for the County's bottom line to \$9.3 million and \$4.7 million for these years.

<sup>8</sup> The fringe benefit surplus for 2022 was \$13 million, but revenue offsets (see above) lowered the year-end surplus to \$8.3 million as outlined in a [report](#) from the Comptroller dated September 11, 2023.

## HEALTH CARE EXPENSES BY AREA (2020 to 2024)

Item	2020 Final	2021 Final	2022 Final	2023 Proj.	2024 Budget
Dental Claims	\$ 2,936,656	\$ 3,692,149	\$ 3,535,101	\$ 3,578,931	\$ 3,700,000
Dental Administration	\$ 110,505	\$ 110,062	\$ 103,757	\$ 105,479	\$ 120,000
Employee Dental Ins. Premium Paid	\$ (1,378,118)	\$ (1,378,480)	\$ (1,289,709)	\$ (1,316,351)	\$ (1,400,000)
<b>Total Dental Cost</b>	<b>\$ 1,669,044</b>	<b>\$ 2,423,731</b>	<b>\$ 2,349,149</b>	<b>\$ 2,368,059</b>	<b>\$ 2,420,000</b>
<b>Year-over-Year % Increase</b>	-25.1%	45.2%	-3.1%	0.8%	2.2%
RX Drugs & Administration	\$ 40,947,805	\$ 45,333,451	\$ 48,665,461	\$ 51,218,358	\$ 55,666,440
RX Administration	\$ 872,191	\$ 774,182	\$ 917,390	\$ 868,164	\$ 1,000,000
RX Rebates & Subsidies	\$ (20,122,625)	\$ (25,165,915)	\$ (26,114,903)	\$ (27,482,279)	\$ (27,300,000)
<b>Total Prescription Drug Cost</b>	<b>\$ 21,697,371</b>	<b>\$ 20,941,719</b>	<b>\$ 23,467,948</b>	<b>\$ 24,604,243</b>	<b>\$ 29,366,440</b>
<b>Year-over-Year % Increase</b>	-7.27%	-3.48%	12.06%	4.84%	19.36%
Health Insurance Claims	\$ 51,444,092	\$ 56,625,480	\$ 52,755,380	\$ 49,923,777	\$ 52,055,685
Medicare Advantage Premiums	\$ -	\$ -	\$ -		
Medical Administration	\$ 2,248,571	\$ 2,528,684	\$ 2,576,834	\$ 2,221,338	\$ 2,400,000
Stop Loss Insurance	\$ 1,883,884	\$ -	\$ -		
Retiree Medicare Reimbursement	\$ 9,980,249	\$ 10,099,257	\$ 10,287,611	\$ 10,751,603	\$ 11,000,000
Employee Health Ins. Premium Paid	\$ (6,544,397)	\$ (6,631,126)	\$ (6,059,167)	\$ (6,193,753)	\$ (6,200,000)
Retiree Health Ins. Premium Paid	\$ (571,055)	\$ (332,600)	\$ (356,236)	\$ (423,420)	\$ (370,000)
<b>Total Health Insurance Cost</b>	<b>\$ 58,441,344</b>	<b>\$ 62,289,694</b>	<b>\$ 59,204,422</b>	<b>\$ 56,279,545</b>	<b>\$ 58,885,685</b>
<b>Year-over-Year % Increase</b>	-13.12%	6.58%	-4.95%	-4.94%	4.63%

### FLEXIBLE SPENDING ACCOUNT (FSA) CONTRIBUTION

The Recommended Budget continues the flexible spending account contribution made to employees at the current amount. The Recommended Budget maintains the employer match of a \$1 to \$1 match up to a maximum employer contribution of \$1,000. Therefore, if the employee contributed \$1,000, the County would provide \$1,000 for a total of \$2,000 to pay for eligible FSA expenses.

### PENSION

**RETIREMENT SYSTEM CONTRIBUTION-OBRA** account is used to separately budget for OBRA benefit contributions. This amount increases \$989,000 to \$1,175,000. This larger payment is intended to bring the plan to 100 percent funded status. The [fiscal analysis](#) in File No. 23-719, which authorizes the new 0.4 percent sales and use tax, offers this explanation of the OBRA pension plan as follows:

The County has an OBRA Pension plan that was established in 1990 for certain employees, including seasonal employees. The OBRA plan, which is run by the Milwaukee County Employee Retirement System, requires annual contributions from the County to pay for the normal cost OBRA members. Employees make no contributions to OBRA.

Employees, who are part of this plan, do not pay the social security portion of FICA, or 6.2 percent of their wages. This provides a savings to employees, in the early years of their work

life. In addition, the County does not pay the social security portion of FICA, which is an offset to the OBRA pension contribution paid by the County to the plan.

In a review of the WRS pension plan there is a provision that states that any employer who joins WRS must not operate a plan that exempts the employer from FICA taxes. We are in the early stages of discussion with WRS on this issue. If the OBRA plan is closed the employees would have to pay the 6.2 percent of social security, and thus receive less take home pay. In addition, the County would have to pay the social security portion on the FICA for these employees. In 2022, Milwaukee County paid wages to these employees of \$6.2 million. The social security cost on these wages would be \$0.4 million. If the County wanted to adjust wages to address this issue for the employees, due to their reduction in take home pay, wages would also need to go up by \$0.4 million.

### **DOYNE PENSION CONTRIBUTION**

This account reflects pension costs for employees that were former County employees under Doyne Hospital, whose laboratory and radiology units, were transferred to a separate company called United Regional Medical Services (URMS). The contribution for 2024 remains at \$0, based on current value of the plan and funding requirements. Contributions may return in future years, depending on investment performance and changes in valuation requirements.

### **RETIREMENT SYSTEM CONTRIBUTION**

This account includes a decrease \$80,139,396, from \$108,189,793 to \$26,099,034. The pension contribution includes a normal cost contribution of \$22,864,000 and \$3,235,034 toward the \$26.7 million in debt service costs on the pension obligation notes. The remainder of the debt service for the pension obligation notes, \$23,447,035, is now budgeted in Org. 1950 – 0.4 percent Sales Tax along with the entire ERS unfunded liability payment of \$60,638,000. This new budget presentation is intended to align the anticipated revenue from the 0.4 percent sales tax with allowable expenditures per 2023 Wisconsin Act 12. According to state statute, and mirrored in Milwaukee County General Ordinance Chapter 22, the new sales tax shall be to pay, in priority order: the unfunded annual actuarial accrued liability payment for the Employees' Retirement System (ERS), and then second, the required payments for pension bond obligations, and then third, if additional revenues remain after these payments from the 0.4 percent sales and use tax, an additional payment to the unfunded actuarial accrued liability for ERS.

It should be noted the ERS unfunded liability payment of \$60.6 million is based on changing the current amortization period of 20 years to 30 years. 2023 Wisconsin Act 12 requires the annual employer contribution to be calculated using not more than a 30-year amortization period and an annual investment return assumption that is the same as or less than the annual investment return assumption used by the Wisconsin Retirement System (WRS). WRS uses an assumed rate of return of 6.8 percent. The actuarial [analysis](#) was provided as part of File No. [23-712](#), an informational report reviewed by the Committee of the Whole on July 11, 2023.

In 2019, the County [discontinued the practice](#) of accepting payment for the Employees Retirement System (ERS) from the Pension Trust, and then paying the Trust back in the

subsequent year through the annual pension contribution. ERS' expenses are now budgeted as tax levy in the Department of Human Resources, Agency 114, Retirement Plan Services (RPS) section. The 2024 Recommended Budget includes \$1,241,611 in expenses related to the operation of the pension plan, including 18 FTE staff to serve approximately 20,000 members with County retirement benefits. This includes one new position of Deputy Retirement Plan Services Director position proposed for 2024.

Beginning in 2011, most employees (except law enforcement and firefighters who were exempted under state law) began contributing one-half of the actuarially required amount toward pension costs. Deputy Sheriffs were later added as part of a new labor agreement. For 2024, the employee pension contribution rates for general employees is reduced from 6.1 percent of salary to 4.3 percent. This is primarily due to a provision in 2023 Wisconsin Act 12 that requires employee pay half of the normal cost but are not required to contribute to the unfunded liability portion. Public safety employees' contribution rates are subject to collective bargaining.

### 1950 - EMPLOYEE/RETIREE HEALTH CARE

There are no proposed changes to employee/retiree health benefits based on discussions with the Employee Benefits Director. Moreover, monthly premiums, deductibles, and office visit co-payments remain the same as 2023. The Recommended Budget narrative provides some information on health insurance but the benefit is detailed in Milwaukee County General Ordinance [Section 17.14\(7\)](#). (See the chart on the next page for a detailed listing of the benefits).

2023 Adopted			2024 Recommended		
<b>In-Network Annual Deductible</b>	Single:	\$1,250	Single:	\$1,250	
	Employee + Child(ren):	\$1,500	Employee + Child(ren):	\$1,500	
	Employee + Spouse:	\$2,250	Employee + Spouse:	\$2,250	
	Employee + Family:	\$2,500	Employee + Family:	\$2,500	
<b>Office Visits</b>	\$30 Copay/\$40 Specialist		\$30 Copay/\$40 Specialist		
<b>Inpatient Hospital</b>	20% Coinsurance		20% Coinsurance		
<b>Outpatient Surgery</b>	20% Coinsurance		20% Coinsurance		
<b>Emergency Room</b>	\$200 Copay		\$200 Copay		
<b>Preventive Services</b>	100% Coverage		100% Coverage		
<b>Medical Out-of-Pocket Maximum</b>	In-Network:		In-Network:		
	Single:	\$3,000	Single:	\$3,000	
	Family:	\$6,000	Family:	\$6,000	

<b>Pharmacy Co-Pay</b>	<b>Retail:</b>		<b>Retail:</b>	
	Tier 1:	\$10	Tier 1:	\$10
	Tier 2:	\$30	Tier 2:	\$30
	Tier 3:	\$50	Tier 3:	\$50
	<b>Mail Order (90-Day Supply):</b>		<b>Mail Order (90-Day Supply):</b>	
	Tier 1:	\$25	Tier 1:	\$25
	Tier 2:	\$75	Tier 2:	\$75
<b>Pharmacy Out-of-Pocket Maximum</b>	Tier 3:	\$125	Tier 3:	\$125
	Single:	\$2,000	Single:	\$2,000
	Family:	\$4,000	Family:	\$4,000
<b>Dental Plan:</b>	No changes from 2023			
<b>Wellness Plan:</b>	No changes from 2023			
<b>Flexible Spending Accts:</b>	The County will match employee contributions \$1 to \$1 up to a maximum of \$1,000. This is the same as 2023.			
<b>Life Insurance:</b>	No changes from 2023			
<b>Sick, Vacation, Holiday:</b>	No changes from 2023			

## 194 - APPROPRIATION FOR CONTINGENCIES

The Recommended Budget includes \$5,009,162 million, an increase of \$8,196 from the amount provided in 2023. The Comptroller has previously recommended to the Committee on Finance the County establish a \$5 million contingency each year to help offset budget deficits in other areas. These funds have also been tapped during the year for other initiatives/matters that arise, subject to approval by policymakers.

## 1950 - OFFSET TO INTERNAL SERVICE CHARGES

This budget includes offsets to charges by internal service fund departments and cross-charging departments so those budgets are not overstated. The amount of the offset decreases by \$45.3 million to reflect charges from internal service funds to other county departments. In 2024, expenditure offsets are equal to revenue offsets for a zero property tax levy impact. The change is largely due to the treatment of the new 0.4 percent sales tax that will be used to offset a portion of pension costs that were previously allocated to departments.

## 1950 - CHARGES TO OTHER COUNTY DEPARTMENTS

This budget reflects the offset to Central Service costs allocated to departments to show the full cost of operating a department. The Central Service Allocation amounts for 2024 are based upon the Cost Allocation Plan, which uses actual costs as its basis. The Office of the Comptroller calculates the amounts of the Central Service Allocation using a web-based cost allocation

system. In 2024, the new allocation methodology includes many items that were previously included in other crosscharges, such as IT, Facilities, and Risk Management charges. This helps show the full cost of operating a department which in turn helps departments in efforts to recoup costs through grant revenues or other indirect revenues. The offset (abatement) for 2024 is \$54.2 million, an increase of \$43.9 million.

## **194 - HUMAN RESOURCE AND PAYROLL SYSTEM**

The non-departmental account is for costs related to the County's hosted payroll (Ceridian) human resources, benefits management, learning management and applicant recruiting services as well as actuarial services. Costs of \$1,790,139 are included for 2024, the same as 2023. In addition to the Ceridian software, this non-departmental budget contains \$100,000 to retain the Segal Company to provide actuarial services to the Office of the Comptroller to enable the completion of fiscal notes related to pension. The Recommended Budget includes authorization for the Comptroller to enter into a new five-year agreement with Ceridian in an annual not-to-exceed amount of \$2.5 million.

## **194 - LITIGATION RESERVE**

The 2024 Recommended Budget for Litigation Reserve is budgeted at \$186,362 consistent with 2023 funding. The Litigation Reserve is used to fund unanticipated litigation costs and is managed by the Office of Corporation Counsel (OCC)

## **194 - CAPITAL OUTLAY/DEPRECIATION CONTRA**

This account is a budgetary device used to provide for proper accounting of capital outlays in Proprietary Fund departments (i.e. Enterprise and Internal Service Fund departments) and depreciation. There is no county-wide tax levy impact from this account.

## **194 - CIVIL AIR PATROL**

The civil air patrol is an educational program for youth and adults focused on aeronautics and provides public service to the County and region. The CAP uses a County-owned hangar at Lawrence J. Timmerman Airport where the County covers the utility costs.

The 2024 Recommended Budget proposes no changes to the CAP's appropriation of \$11,500. The CAP's appropriation covers paint, repairs, materials, and basic supplies to maintain the building. The CAP has consistently spent less than their budgeted fiscal allotment over the past several years.

## **194 - CENTRAL SALARY COSTS**

The Recommended Budget includes funding in this non-departmental account Org. Unit 194-1972 Central Salary Costs. This account holds \$3 million for employee salary adjustments to be recommended by the Department of Human Resources in 2024 based on the results of an ongoing compensation study. The County Board recently approved the revised pay grades and



first group of evaluated employees in File No. 23-811. County Board approval to release these funds will be required after the compensation study has been presented and reviewed.

In addition, \$870,000 is included in anticipation of the potential closure of the OBRA pension system for seasonal employees. The funding would cover the cost of employer social security contributions and increasing seasonal salary to offset the employee social security contribution if policymakers approve the change sometime in 2024.

This non-departmental account also includes a county-wide vacancy and turnover amount of \$1,019,615, which is an increase of \$19,615 from the amount included in 2023. The concept of vacancy and turnover is to reduce budgeted appropriations for salary costs as it is understood that staff departures and delays in filling positions yields salary savings. Instead of budgeting these negative salary funds in individual departments, this amount will have to be managed on a county-wide basis. It should be noted that vacancy and turnover is also budgeted in many departmental accounts. Overall, "V&T" is budgeted at \$24.6 million, or approximately \$0.3 million more than the amount in 2023. This reduction provides funding for 92.1 percent of authorized and funded positions. In 2023, 93 percent of salaries were funded across the county. It should be noted that V&T varies by department and must be managed to stay within net salary appropriations.

The net effect is this non-departmental account has a tax levy of \$2,850,385. The Budget Division and the Office of the Comptroller will have to monitor this within the overall County fiscal projection. It will likely result in the approval of fewer requests to transfer surplus salary appropriations to other accounts. It should be noted that the Recommended Budget includes a two percent general increase for employees not represented by a collective bargaining unit. This increase will be effective Pay Period 2, beginning January 7, 2024. No monies have been provided to departmental accounts for "step increases" as the new compensation model (File No. 23-811) eliminates steps. Steps have not been provided to most employees since 2010.

## **194 - INVESTMENT MANAGEMENT FEE**

Investment management fees are budgeted at \$300,000, the same as 2023. These fees are paid to consultants to assist with the County's cash investment earnings that are overseen by the Treasurer and deposited into non-departmental account Org. 190-1992 Earnings on Investments.

## **194 - 0.4 PERCENT SALES TAX**

This new non-departmental account is created in the 2024 Recommended Budget to reflect expenditures and revenues related to the new 0.4 percent sales tax beginning January 1, 2024. The revenue, per 2023 Wisconsin Act 12, is restricted to pay annual unfunded pension liability payments and pension obligation bond (POB) costs. This account reflects the \$84,085,035 in anticipated revenue and expenses of \$84,085,035 which includes \$60,638,000 toward the Employees' Retirement System (ERS) actuarially required payment toward the unfunded liability (based on a 30-year amortization period) and \$23,447,035 toward the POB debt service cost.

The total debt service cost for the POB in 2024 is \$26,682,069, requiring \$3,235,034 of POB debt service costs to be covered in Org. 1950 – Employee and Retiree Fringe Benefits.

## 194 - SOUTHEASTERN WISCONSIN REGIONAL PLANNING COMMISSION

Under [Wisconsin Statutes § 66.0309\(14\)\(b\)](#), Milwaukee County pays dues for [SEWRPC](#)'s budget based on the proportion of its equalized assessed property value in the region. SEWRPC has the statutory authority to levy up to 0.00300 percent of the region's equalized assessed value but presently levies 0.00101 percent in 2024. As there is some lag between when assessed value is calculated and when taxes are levied, the SEWRPC levy is based on 2021 values. This statutory requirement is not exempt from the statutory levy limit and the County Board of Supervisors has previously sought to have SEWRPC dues exempted from statutory levy limits in [File No. 20-611](#).

Milwaukee County's dues to SEWRPC for 2024 decrease by \$2,130 to \$780,710. Prior to 2023, Milwaukee County's dues had not increased since 2008 due to a years-long trend of assessed property value growing more slowly in Milwaukee County than in other SEWRPC member counties. In other words, Milwaukee County's percentage of the whole region's total property value has generally been waning but grew slightly faster than the region as a whole in 2021.

SEWRPC funding is approved through a separate file and not directly in the Adopted Budget. [File No. 23-889](#) will be considered along with the 2024 Adopted Budget.

A decline in 2021 was due to SEWRPC temporarily lowering its overall tax levy for 2021 due to the uncertainty around the COVID-19 pandemic. Its levy returned to the pre-pandemic level in 2022. Otherwise, SEWRPC's tax levy on its members has remained at \$2,370,245 since 2007.

SEWRPC provides technical assistance to County departments and provides additional research and services to Milwaukee County upon request. Below is a non-comprehensive list of efforts it has studied or participated in on behalf of Milwaukee County:

- 1) [North-South Transit Enhancement](#) Feasibility Study for 27th Street
- 2) Milwaukee County Parks [Long-Range Park and Open Space Plan](#) ([File No. 22-132](#))
- 3) Technical services for the County's Independent Redistricting Committee (IRC) and later the County Board; after the Board rejected the IRC's recommendations to directly re-draw the maps during the 2021 redistricting process ([File Nos. HRA-21-307, 21-898, 21-955, 21-972, & 21-994](#))
- 4) The East-West Bus Rapid Transit ([BRT](#))
- 5) [VISION 2050](#), the area's regional land use and transportation plan
- 6) The Comprehensive Economic Development Strategy for southeastern Wisconsin approved in [File No. 21-607](#)
- 7) County Park and Open Space [Planning](#)
- 8) [Coastal Management](#) Guidelines
- 9) Milwaukee [Aerotropolis Planning](#)

## ANNUAL TAX LEVY DUES BY COUNTY TO SEWRPC, 2016-2024

	Kenosha	Milwaukee	Ozaukee	Racine	Walworth	Washington	Waukesha	Total
<b>2016</b>	\$175,105	<b>\$810,779</b>	\$147,315	\$189,615	\$184,830	\$180,705	\$681,905	\$2,370,245
<b>2017</b>	\$180,030	<b>\$799,775</b>	\$149,850	\$189,805	\$182,685	\$182,585	\$685,515	\$2,370,245
<b>2018</b>	\$184,210	<b>\$797,755</b>	\$149,855	\$187,540	\$180,505	\$183,175	\$687,205	\$2,370,245
<b>2019</b>	\$187,330	<b>\$785,015</b>	\$150,015	\$187,845	\$180,960	\$186,805	\$692,275	\$2,370,345
<b>2020</b>	\$190,715	<b>\$782,635</b>	\$150,255	\$187,805	\$181,215	\$186,960	\$690,660	\$2,370,245
<b>2021</b>	\$184,980	<b>\$738,310</b>	\$142,830	\$181,070	\$172,620	\$177,555	\$654,370	\$2,251,735
<b>2022</b>	\$196,395	<b>\$775,140</b>	\$148,650	\$196,745	\$182,920	\$185,940	\$684,455	\$2,370,245
<b>2023</b>	\$199,970	<b>\$782,840</b>	\$144,735	\$198,285	\$183,800	\$185,175	\$675,440	\$2,370,245
<b>2024</b>	\$199,390	<b>\$780,710</b>	\$143,335	\$195,475	\$188,430	\$186,495	\$676,410	\$2,370,245

# **SECTION 4**

## CAPITAL IMPROVEMENTS

# 2024 CAPITAL BUDGET

## AT A GLANCE

<b>69</b> <b>INDIVIDUAL PROJECTS</b>	<b>\$89,701,595</b> <b>NET COUNTY FINANCING</b> (including the airport)	<b>\$124,051,494</b> <b>TOTAL EXPENDITURE APPROPRIATION</b>
---	---	--

CAPITAL FINANCING SUMMARY			
	Non-Airport	Airport	Combined
Total Number of Projects	59	10	69
Total Expenditures	\$111,118,384	\$12,933,110	\$124,051,494
Total Reimbursement Revenues	\$33,097,371	\$1,252,528	\$34,349,899
Net County Financing	\$78,021,013	\$11,680,582	\$89,701,595
<b>FINANCED AS FOLLOWS:</b>			
General Obligation Bonds	\$47,193,777	\$0	\$47,193,777
Property Tax Levy	\$30,827,236	\$0	\$30,827,236
Sales Tax Revenue (cash financing)	\$0	\$0	\$0
Debt Service Reserve	\$0	\$0	\$0
Airport Revenue Bonds (GARBs)	\$0	\$8,902,900	\$8,902,900
Airport Reserve/PFC	\$0	\$2,777,682	\$2,777,682
<b>TOTAL FINANCING</b>	<b>\$78,021,013</b>	<b>\$11,680,582</b>	<b>\$89,701,595</b>

## COURTHOUSE COMPLEX (WC)

WC022701

### CH – ELEVATOR MODERNIZATION

Expenditure: \$5,000,000

Revenue Reimbursement: \$0

Net County Commitment: \$5,000,000 in GO bonds

This project will be in the construction and implementation phase in 2024. The 9 elevators at the Milwaukee County Courthouse need to be fully replaced, as they are at the end of their useful life. The elevators have experienced increased rates of failure and entrapment of occupants. The scope of the work includes a phased shutdown and replacement of the Courthouse facility elevators.

WC027801

### SAFETY BUILDING – EVIDENCE ROOM SPACE CONSOLIDATION

Expenditure: \$26,720

Revenue Reimbursement: \$0

Net County Commitment: \$26,720 in property tax

The Criminal Division divides evidence and case files between four separate rooms in the Safety Building. Several of these rooms are susceptible to flooding or fire damage. This project would renovate one of the evidence or file storage rooms (SB 223) into a central evidence repository. The scope of work in 2024 includes planning, design, and study of existing conditions of the room's mechanical and plumbing systems.

WC027301

### CRIMINAL JUSTICE FACILITY SKYWALK REHABILITATION

Expenditure: \$72,810

Revenue Reimbursement: \$0

Net County Commitment: \$72,810 in property tax

The skywalk leading to the criminal justice facility was constructed 30 years ago, as it experiences leaking and corrosion. This project will entail a full physical assessment and recommendation of scope of work for full rehabilitation. The 2024 scope of work includes planning, design, and an assessment report.

WC027501

### CJF FLUSH CONTROL WATER MANAGEMENT SYSTEM

Expenditure: \$650,190

Revenue Reimbursement: \$0

Net County Commitment: \$650,190 in property tax

The current County Jail Facility flushing system is failing. Milwaukee County received notice from the Milwaukee County Metropolitan Sewage District (MMSD) that foreign objects being flushed into the sewage system violates Section 11.202(3) of MMSD rules. A new system is needed to replace the failing system. The 2024 scope of work includes buying and installing a new flush control system, as the project will be in the construction and implementation stage.

WC027601

### **NEW COUNTY CRIMINAL COURTHOUSE**

Expenditure: \$9,450,000

Revenue Reimbursement: \$0

Net County Commitment: \$9,450,000 in property tax

Current design standards are not met in the existing Public Safety Building, as the structure faces major deferred maintenance needs and underutilization of space. Planning efforts have been underway since 2015. The current project scope envisions demolition, construction of a new building in the same footprint, and relocation of staff and court functions. Further, the scope of work includes retaining and engaging consultants in the design development stage, as well as related improvements to the Historic Courthouse.

## **INFORMATION MANAGEMENT (WI)**

WI020901

### **TECHNOLOGY LIFECYCLE REPLACEMENTS - IMSD**

Expenditure: \$1,500,000

Revenue Reimbursement: \$0

Net County Commitment: \$1,500,000 in property tax

Milwaukee County's technology equipment, including laptops, desktops, printers, and AV equipment are at the end of their useful lives and support dates from vendors. DAS-IMSD is responsible for managing the County's IT infrastructure and equipment. An annual lifecycle management program will ensure hardware is maintained in a structured manner. The 2024 scope of work includes lifecycle replacement and deployment of devices and network equipment.

## **HEALTH AND HUMAN SERVICES (WS)**

WS012401

### **SEC YOUTH FAC PHASE 1**

Expenditure: \$3,359,310

Revenue Reimbursement: \$0

Net County Commitment: \$3,359,310 in GO Bonds

This project addresses additional construction and remodel of the Secure Residential Care Center for Children and Youth (SRCCCY). The 2023 Budget appropriated \$30,318,552 and additional funding is being requested to support the plans for remodeling the existing 2 housing units for youth in the Milwaukee County Accountability Program (MCAP) that will become part of the SRCCCY, as well as remodeling of a dental suite, two outdoor areas and other areas within the existing detention facility. The scope of work includes addition design and construction funds on the previously requested Secure Youth Facility.

WS014901

### **KITCHEN UPGRADES – CLINTON ROSE SENIOR CENTER**

Expenditure: \$370,780

Revenue Reimbursement: \$0

Net County Commitment: \$370,780 in property tax

Funding of \$370,780 is budgeted to start the design and construction of updates to the kitchen at the Clinton Rose Senior Center. The scope of work includes design and planning of a full renovation of the kitchen facility with new flooring, wall coverings, kitchen equipment, and tables.

WY045606

### **NEW DHHS ADMIN COGGS BUILDING**

Expenditure: \$2,879,370

Revenue Reimbursement: \$0

Net County Commitment: \$2,879,370 in GO Bonds

Funding of \$ 2,879,370 is budgeted to provide for items not previously anticipated or not fully developed at the time of the initial request for the development and construction of the new DHHS Coggs building. The scope of work includes design and construction activities related to a long-term parking solution consisting of upgrades to existing surface parking and acquisition / development of new surface parking, additional associated sitework, and/or artwork.

## **OFFICE FOR PERSONS WITH DISABILITIES**

WD020201

### **WIL-O-WAY UNDERWOOD - NEW SPLASH PAD**

Expenditure: \$31,000

Revenue Reimbursement: \$0

Net County Commitment: \$31,000 in GO Bonds



The allocation for the Wil-O-Way Underwood facility would provide the planning and design to convert the current wading pool into an ADA accessible splash pad. The scope of work includes creating design / drawings to convert existing WOW Underwood wading pool into an ADA accessible splash pad, ADA consideration for path to and from splash pad, the water main to be replaced with larger pipe for addition water needs, fences, seating, controls and splash pad accessories.

WD020301

### **WIL-O-WAY GRANT - NEW SPLASH PAD**

Expenditure: \$31,000

Revenue Reimbursement: \$0

Net County Commitment: \$31,000 in GO Bonds

The allocation for the Wil-O-Way Grant facility would provide the planning and design to convert the current wading pool into an ADA accessible splash pad. The scope of work includes creating design / drawings to convert existing WOW Underwood wading pool into an ADA accessible splash pad, ADA consideration for path to and from splash pad, the water main to be replaced with larger pipe for addition water needs, fences, seating, controls and splash pad accessories.

## **OTHER COUNTY AGENCIES (WO)**

WO052401

### **VETERANS GALLERY WINDOWS**

Expenditure: \$57,340

Revenue Reimbursement: \$0

Net County Commitment: \$57,340 in property tax

Per an agreement between the War Memorial and Milwaukee County, the County is responsible for the maintenance/repair/replacement of specific building components at the War Memorial. The County allocated \$40,001 in 2022 for planning and design to replace the Veteran's Gallery windows, which were installed in the mid-1990's. The planning and design determined replacement of the window systems or glass panes will not resolve the ongoing water damage and failing glass panes in the long term, and any new materials will be subject to the same failures as the current system. The 2024 Recommended Budget allocates \$57,340 for design funds based on the 2022 assessment results and will evaluate options for the multiple components of the window systems.

WO095301

### **INCLUSIVE RESTROOM IMPROVEMENTS – PHASE 1**

Expenditure: \$443,770

Revenue Reimbursement: \$0

Net County Commitment: \$443,770 in property tax

In 2022 the County Board passed a resolution to study updating restrooms in County facilities to provide for inclusivity. This project provides funding for planning and design to provide upgrades to existing Milwaukee County restrooms, which may range from signage improvements to ADA improvements and total renovation.

## **PARKS, RECREATION & CULTURE**

WP055001

### **PARKS BUILDING DEMOLITIONS-PHASE 1**

Expenditure: \$500,000

Revenue Reimbursement: \$0

Net County Commitment: \$500,000 in property tax

There are numerous buildings through the County's parkland which are no longer in use and present increased risk of graffiti, vandalism, arson, and general safety concerns. This project's scope of work includes demolition of buildings that are no longer in use following the approval of proposed asset disposals by the Milwaukee County Board.

WP070603

### **SOUTH SHORE BREAKWATER NORTH SECTION – PHASE 2**

Expenditure: \$11,278,771

Revenue Reimbursement: \$0

Net County Commitment: \$11,278,771 in GO Bonds

This capital project request is for the full recommended reconstruction of the north section of the breakwater. The South Short Breakwater serves as a near-shore structure that protects the shoreline and coastal assets along Cupertino, South Shore, and Bay View Parks. Over the years, forces have flattened the breakwater and developed gaps. The 2023 capital budget allocated funds for emergency spot repair of the north section of the breakwater.

WP074801

### **OAK LEAF TRAIL CONNECTIVITY – BENDER PARK**

Expenditure: \$373,110

Revenue Reimbursement: \$0

Net County Commitment: \$373,110 in GO Bonds

In 2020, Parks was awarded \$1,306,400 in CMAQ funding, representing 80 percent of anticipated costs to establish 7,000 feet of 10'-wide paved asphalt trail spanning the length of Bender Park located along the Lake Michigan shoreline. The grant agreement requires a project matching and the project be completed by mid-2026. This allocation fulfills the remaining match funding.

WP074901

### **OAK LEAF TRAIL EXTENSION – KOHL PARK CONNECTION**

Expenditure: \$297,190

Revenue Reimbursement: \$0

Net County Commitment: \$297,190 in GO Bonds

This 2.36 mile stretch of trail through Kohl Park, would close the gap in the Oak Leaf Trail between the Zip Line and the Menomonee River Line, and provide cross-county connection via the Granville side path and Interurban Trail. In 2020, Parks was awarded \$1,972,800 in WISDOT CMAQ funding representing 80 percent of the anticipated costs. The 2024 project appropriation provides the remaining funds to fulfill the construction budget for this project which is required to be complete before July 2026.

WP075501

### **POPUCH PLAYGROUND RECONSTRUCTION**

Expenditure: \$477,225

Revenue Reimbursement: \$0

Net County Commitment: \$477,225 in property tax

The Popuch Park playground is one of the oldest playgrounds in the Milwaukee County Park system, installed in 1999. This project would result in a full replacement of the former Class 2 playground with a Class 3 playground meeting ADA and current safety standards. This allocation will cover all demolition, installation, and equipment for the playground.

WP076201

### **PLAYGROUND RESURFACING PHASE 3**

Expenditure: \$660,240

Revenue Reimbursement: \$0

Net County Commitment: \$660,240 property tax

Poured-in-place rubber surfacing has an average useful life of 10-years and provides ADA accessibility to all areas of the playground. High traffic playgrounds require PIP replacement due to significant wear. Improving the surfacing will improve safety, enhance the play environment, and extend the life of the assets. This project includes planning/design, excavation existing playground surfaces, laying new base material and installation of 18,000SF of PIP rubberized safety surfacing.

WP078101

### **OAK LEAF TRAIL MODERNIZATION**

Expenditure: \$2,665,230

Revenue Reimbursement: \$2,665,620

Net County Commitment: \$999,610 in property tax

The Oak Leaf Trail network supports an estimated 2,000,000 trips per year; however, there are uneven use patterns in the system, in part due to older trail segments with very poor pavement quality and substandard widths. The County received a \$2,665,620 in TAP grant funding from the State, which requires a 20 percent match and contingency from Milwaukee County. This project includes both design and construction of widening and repaving substandard segments of the Oak Leaf Trail with a focus on ADA non-compliant areas. This project also includes new way-finding signage to highlight destinations and support transportation use.

WP078401

### **KOSCIUSZKO COMMUNITY CENTER – FAÇADE AND ENTRANCE**

Expenditure: \$62,230

Revenue Reimbursement: \$0

Net County Commitment: \$62,230 in property tax

The Kosciuszko Community center is a 58,000 square foot building built in 1981 that houses a fitness center/weight room, boxing ring, gym and community programming provided by third party partners. Mounting deferred maintenance has impacted the performance and condition of the building and resulted in interior spaces that are unable to adapt to changing community preferences and space needs. This project will improve the building envelope, façade treatments, entry and exit doors, foyer, lobby, and staff entry office.

WP078801

### **PARK BRIDGES – REPAIRS AND REPLACEMENTS – PHASE 3**

Expenditure: \$724,040

Revenue Reimbursement: \$0

Net County Commitment: \$724,040 in property tax

A systemwide bridge inventory was completed in 2020 for the Parks System's holdings of pedestrian bridges. More than 170 bridges inventoried are found along trails, golf courses, and park walks, etc. The 2020 inventory and assessment identified nearly \$1,000,000 in repair – closure – replacement needs with varying time frames. This phase of the project will implement necessary maintenance and corrective actions to bridges throughout the park system, with prioritization based on safety,

timeframes for action, and park user equity considerations. This project is a continuation of previous efforts.

WP079701

### **BOERNER BOTANICAL GARDENS FENCE**

Expenditure: \$303,450

Revenue Reimbursement: \$0

Net County Commitment: \$303,450 in property tax

Boerner Botanical Gardens in Whitnall Park charges admission for entry to experience the formal garden setting, displays and programming on site. Prior to 2020, the garden was unfenced, resulting in a loss of admission revenue collected. Since 2020, temporary snow fencing has remained in place to deter visitors from entering without paying admission, prevent deer grazing, and deter vandalism. This project covers the planning and design for installing a permanent perimeter fence around the gardens. A budget future allocation will be necessary to execute the construction phase.

WP0808001

### **PARKS LIGHTING IMPROVEMENTS - 2024**

Expenditure: \$400,000

Revenue Reimbursement: \$0

Net County Commitment: \$400,000 in property tax

Many Milwaukee County Parks within the City of Milwaukee face issues with outdated electrical infrastructure. This project includes planning, design and construction of new pathway or field lighting service, poles and fixtures. Parks within the City of Milwaukee may include Mitchell Park, Wilson Park, Smith Park, Carver Parker, or Beckum Park.

## **CULTURAL INSTITUTIONS (WU)**

WU060101

### **VILLA TERRACE COURTYARD FOUNDATION AND DRAINAGE**

Expenditure: \$22,780

Revenue Reimbursement: \$0

Net County Commitment: \$22,780 in property tax

This project provides planning and design of foundation drainage and leak repairs at the Villa Terrace museum. The museum experiences water and flooding issues in multiple levels of the basement due to the design of the northside alleyway. A future capital allocation of \$137,380 will be needed to implement the construction phase of this project.

## MCKINLEY FLUSHING CHANNEL

WP037201

### MCKINLEY PARK FLUSHING CHANNEL

Expenditure: \$2,977,900

Revenue Reimbursement: \$0

Net County Commitment: \$2,977,900 in GO Bonds

A 2020 budget allocation funded planning and design to repair the McKinley Park flushing channel and address safety hazards created by the deteriorating condition of the current channel infrastructure. Amendment 78 adopted in the 2023 budget placed the entire budget allocation for the project into a contingency account until the Department of Parks, Recreation and Culture provided a report evaluating lower cost alternatives including infilling the canal. Since planning and design was completed in 2021, construction costs have increased and additional funds are necessary.

WP068801

### MCKINLEY PARKING LOTS – PHASE 2

Expenditure: \$1,491,510

Revenue Reimbursement: \$0

Net County Commitment: \$1,491,510 in GO Bonds

A long-range plan was completed for the parking lot and greater McKinley Marina area to identify several areas that could be rebuilt in a phased strategy over several years without significantly affecting marina operations or the other sections of the parking lot. This project would address improvements to internal circulation and parking lot infrastructure, including the lighting and storm water drainage system.

## ZOO (WZ)

WZ014101

### ADVENTURE AFRICA - RHINOS

Expenditure: \$12,474,238

Revenue Reimbursement: \$5,513,122

Net County Commitment: \$6,961,116 in property tax

This project is the final phase of the larger Adventure Africa renovation project and would renovate the 1950s rhino and warthog habitats, the old elephant yards, and enclose the space between Pachyderm East and West to create an indoor exhibit for rhinos, hippos and hoofstock animals. Costs to complete this project have increased by \$14,200,000 since the project was originally estimated in 2013 master plan. The Zoological Society of

Milwaukee (ZSM) has earmarked \$6,000,000 of fundraised money to the rhino project. It is important to note this allocation is not sufficient to fully fund the project. The Zoo will require an additional \$9,248,410 to complete the project in a future year.

## COMMUNITY REINTEGRATION CENTER (WJ)

WJ011601

### CRC POWERHOUSE WINDOWS

Expenditure: \$411,860

Revenue Reimbursement: \$0

Net County Commitment: \$411,860 in property tax

Windows in the Powerhouse at the CRC have remained the same since the building was constructed in 1947. The windows are outdated and have begun to separate from the building. The scope of work includes construction of the design and will replace the current windows with standard-sized windows.

## OFFICE OF EMERGENCY MANAGEMENT

WQ020201

### COUNTYWIDE RADIO PROJECT (APX NEXT) APX7000 (END OF LIFE)

Expenditure: \$766,670

Revenue Reimbursement: \$0

Net County Commitment: \$766,670 in property tax

The Milwaukee County public safety portable radios, which provide communications to over 180 in-network agencies, are nearing end of life and end of support. These radios are used heavily daily to provide mutual aid communications to and from municipal agencies within Milwaukee County and surrounding areas. The project includes purchase and implementation of new radios and related equipment.

## SHERIFF (WR)

WR020101

### SHERIFF SECURITY EQUIPMENT REPLACEMENT

Expenditure: \$446,480

Revenue Reimbursement: \$0

Net County Commitment: \$446,480 in property tax

The x-ray machines for the public entering the County facilities are approaching their lifespan of 8-10 years and require replacing to ensure there are no safety hazards. Funding of \$446,480 is budgeted to upgrade current x-ray machines and equipment to newer technology that enhances

and expedites security screening operations, produces reliable and easy-to-interpret scanned images, features a large LCD screen, and has a range of optional software capabilities. The scope of work includes the purchase, replacement, and installation of 10 x-ray machines, 16 magnetometers and 14 hand-held wands to support the security screening stations in the Courthouse Complex, Vel Philips Juvenile Justice Center (JJC) and the Milwaukee County Jail.

WR020201

### **JAIL KEYWATCHER SYSTEM**

Expenditure: \$129,287

Revenue Reimbursement: \$0

Net County Commitment: \$129,287 in GO Bonds

The current system of tracking keys in the Milwaukee County Jail, which utilizes both electronic and physical handwritten logbooks, poses a security risk for employees and occupants. The allocation would provide for the purchase and implementation of advanced technology to better protect, safeguard, and track essential pieces of equipment. The scope of work includes the purchase and installation of 10 new KeyWatcher Touch systems in the CJF building at the following Locations: Floors 2, 3, 4, 5, Jail Records, LT's Office, Administration, and Master Control, installation of electrical outlet(s) and running network data jack at each install location, configuration of each new system in the existing enterprise KeyWatcher software environment, importing new users and register user prints for cabinet access and the configuration of security groups and user assignments.

WR020301

### **JAIL MAIL SCANNER**

Expenditure: \$213,600

Revenue Reimbursement: \$0

Net County Commitment: \$213,600 in property tax

The Milwaukee County Sheriff's Office has recently experienced instances of illegal narcotics hidden in mail being sent to occupants at the Milwaukee County Jail. Current procedure for inspecting mail is done by hand and has not been effective in the prevention of these illegal narcotics from entering the MCJ by incoming mail. It is also dangerous as methods of hiding substances in mail have become more complex. The allocation for this project would eliminate this health and safety concern for employees and occupants. The scope of work includes the purchase and installation of a new Mail Scanner solution to assist with narcotics and dangerous chemical detection.



WR021101

## **ELECTRONIC LOGGING AND REPORTING SYSTEM - SHERIFF**

Expenditure: \$214,800

Revenue Reimbursement: \$0

Net County Commitment: \$214,800 in property tax

Funding of \$214,800 is budgeted to purchase and implement a system that will allow officers to electronically log into their assigned duty posts and list out all required tasks needed to during their shift as well as proof of presence. The system will automate security rounds, occupant tracking, and activity logging in real-time. The scope of work includes all work activities involved with the purchase and installation of software and hardware for a new electronic logging and reporting system.

## **HIGHWAYS & BRIDGES (WH)**

WH001022

### **S. 13<sup>TH</sup> ST – W PUETZ TO DREXEL**

Expenditure: \$5,240,000

Revenue Reimbursement: \$3,896,000 in federal funds

Net County Commitment: \$1,344,000 in GO bonds

The scope of work in 2024 includes the construction phase for S. 13<sup>th</sup> St. (CTH V) from W.Puetz Rd. to W. Drexel Ave. A 1-mile segment will be reconstructed consisting of an urban section with consideration of bicycle and pedestrian accommodations. Federal funding from the Wisconsin Department of Transportation (WisDOT) and the Surface Transportation Program (STP) was approved with a federal share of \$4,984,000 and County share of \$1,816,000. STP funding expires on June 30<sup>th</sup>, 2026.

WH024701

### **RECONSTRUCT CTH BB – S. 13<sup>TH</sup> ST. TO S HOWELL AVE.**

Expenditure: \$425,000

Revenue Reimbursement: \$228,000 in federal funds

Net County Commitment: \$197,000 in GO bonds

The scope of work in 2024 includes the construction phase for S. 13<sup>th</sup> St. (CTH V) from W. Puetz Rd. to W. Drexel Ave. A 1-mile segment will be reconstructed consisting of an urban section with consideration of bicycle and pedestrian accommodations. Federal funding from the Wisconsin Department of Transportation (WisDOT) and the Surface Transportation Program (STP) was approved with a federal share of \$4,984,000 and County share of \$1,816,000. STP funding expires on June 30<sup>th</sup>, 2026.

WH024901

### **SIGNAL IMPROVEMENTS S 76<sup>TH</sup> ST, S 92<sup>ND</sup>, W OKLAHOMA**

Expenditure: \$700,000

Revenue Reimbursement: \$472,960 in federal funds

Net County Commitment: \$227,040 in property tax

Signalized intersections along S. 76<sup>th</sup> St. (CTH U), S. 92<sup>nd</sup> St. (CTH N) and W. Oklahoma Ave. (CTH NN) corridors are in need of improvements for flow of traffic. The scope of work includes the start of construction phase for the Traffic Signal System in the Congestion Mitigation & Air Quality Program (CMAQ). Work includes modeling and implementing a traffic adaptive signal system. Federal funding from WisDOT was approved for \$782,000. CMAQ funding expires on June 30<sup>th</sup>, 2026.

WH025501

### **SIGNAL AT FOREST HOME AVE & SPEEDWAY DR INTERSEC**

Expenditure: \$231,000

Revenue Reimbursement: \$150,134 in federal funds

Net County Commitment: \$80,866 in GO bonds

Efficiency and mobility improvements are needed for both motorists and pedestrians at the Signal at Forest Home Ave & Speedway Dr intersection. Construction phases for this project includes installing an overhead per lane signal to reduce crashes and eliminate signal poles that are repeatedly struck. Federal funding from WisDOT under the Highway Safety Improvement Program (HSIP) was approved for a total of \$261,000 where the County share is \$83,956. This project will be jointly designed and constructed with Project WH25601 – Signal at Rawson Ave Intersections 68<sup>th</sup>, 51<sup>st</sup>, 31<sup>st</sup>. HSIP funding expires on June 20<sup>th</sup>, 2025.

WH025601

### **SIGNAL AT RAWSON AVE INTRSECTIONS 68<sup>TH</sup>, 51<sup>ST</sup>, 31<sup>ST</sup>**

Expenditure: \$799,960

Revenue Reimbursement: \$407,173 in federal funds

Net County Commitment: \$392,787 in GO bonds

Efficiency and mobility improvements are needed for both motorists and pedestrians at the Signal at Rawson Avenue intersections at 68<sup>th</sup>, 51<sup>st</sup>, and 31<sup>st</sup> streets. Construction phases for this project includes installing an overhead per lane signal to reduce crashes and eliminate signal poles that are repeatedly struck. Federal funding from WisDOT under the Highway Safety Improvement Program (HSIP) was approved for a total of \$892,660 where the County share is \$402,057. This project will be jointly designed and constructed with Project WH25501 – Signal at Forest Home Ave & Speedway Dr Intersection. HSIP funding expires on June 20<sup>th</sup>, 2025.

WH026001

**S 76<sup>TH</sup> ST. (CTH U)-S. COUNTY LINE RD. TO S. CREEKVIEW CT.**

Expenditure: \$600,000

Revenue Reimbursement: \$0

Net County Commitment: \$600,000 in GO bonds

Scope of work includes basic planning, design, and right of way acquisition. Reconstruction of S. 76<sup>th</sup> St. (CTH U) from S. County Line Rd. to S. Creek View Ct. with a 1.5 mile segment will begin, including consideration for bicycle and pedestrian accommodations. WisDOT funding under the County Highway Improvement Program Discretionary (CHID) is a maximum of \$1,467,167 for eligible project costs.

WH026201

**N. TEUTONIA AVE (CTH D)/N. 43<sup>RD</sup> ST. (CTH G)-W. BRADLEY RD TO**

Expenditure: \$500,000

Revenue Reimbursement: \$0

Net County Commitment: \$500,000 in GO bonds

Design and acquisition of right-of-way are included in the scope of work for this 0.7 mile segment to N. Green Bay Rd (STH 57). Reconstruction of N. Teutonia Ave with realignment to improve safety, including bicycle and pedestrian accommodations are also included in the project scope. WisDOT under the County Highway Improvement Program Supplemental (CHIS) is a maximum of \$2,631,332 for eligible project costs.

WH026301

**W. BELOIT RD. (CTH T)-S. 108<sup>TH</sup> ST. TO W. OKLAHOMA AVE.**

Expenditure: \$650,000

Revenue Reimbursement: \$0

Net County Commitment: \$650,000 in GO bonds

Design and acquisition of right-of-way are included in the scope of work for this 0.7 mile segment of W. Beloit Rd (CTH T). Reconstruction of W. Beloit Rd (CTH T) with realignment to improve safety, including bicycle and pedestrian accommodations are also included in the project scope. WisDOT under the County Highway Improvement Program Supplemental (CHIS) is a maximum of \$1,518,814 for eligible project costs.

WH026701

**W. SILVER SPRING DR (CTH EE)-N. 124<sup>TH</sup> ST. TO W. APPLETON AVE**

Expenditure: \$650,000

Revenue Reimbursement: \$520,000 in federal funds

Net County Commitment: \$130,000 in GO bonds

Design and acquisition of right-of-way are included in the scope of work for this 1.3 mile segment of W. Silver Spring Dr. (CTH E). Reconstruction of W. Silver Spring Dr. (CTH E) with realignment to improve safety, including bicycle and pedestrian accommodations are also included in the project scope. WisDOT under the Surface Transportation Program (STP) is a cost of \$2,230,000 to the County share.

WH027101

### **SHORT TERM CTH REHABILITATION – PHASE 1**

Expenditure: \$500,000

Revenue Reimbursement: \$0

Net County Commitment: \$500,000 in property tax funds

The project addresses significant need for County Truck Highways until Federal or State funding becomes available for longer term significant improvements. The scope of work includes repairs and mill overlay activities for North Mill Rd. from 115<sup>th</sup> St. to 118<sup>th</sup> St., Beloit Rd. from S. Wollmer Rd. to W. Morgan Ave., the intersection of S. 76<sup>th</sup> St. and W. Layton Ave., and West Forest Home Ave. from W. Speedway Drive to HWY 100.

WH027201

### **SAFE STREETS AND ROADS FOR ALL – SAFETY ACTION PLAN**

Expenditure: \$1,000,000

Revenue Reimbursement: \$800,000 in federal funds

Net County Commitment: \$200,000 in property tax funds

In an effort with the State of Wisconsin's Zero in Wisconsin initiative, Milwaukee County and 19 municipal governments will work to reduce injuries and fatalities on County roadways. Current assessment phase will begin through WisDOT's Transportation Alternatives Program (TAP) with an intergovernmental taskforce, local stakeholders, and the Safe Streets and Roads for All (SS4A) Action Plan development.

Milwaukee County Department of Transportation project goals include:

- Reduce number of annual roadway fatalities to Zero by 2028
- Reduce the number of crashes with serious injuries by 50 percent by 2025 and 80 percent by 2028
- Implement policy and design to reduce fatal and severe crashes

WH027301

### **LAYTON AVE SIGNAL IMPROVEMENT PINE TO PACKARD**

Expenditure: \$193,000

Revenue Reimbursement: \$154,400 in federal funds

Net County Commitment: \$38,600 in property tax

The design phase for the Layton Avenue Signal Improvement from Pine to Packard will work to include new communications equipment between

intersections and improved traffic signal timings. Intersections include E. Layton Ave., S. Pine Ave., S. Brust Ave., S. Pennsylvania Ave., S. Whitnall Ave. (West), S. Whitnall Ave. (East), S. Nicholson Ave., S. Sweet Applewood Dr., and S. Packard Ave. Federal funding from WisDOT under CMAQ was approved for an estimated cost of \$860,000 and the County share is \$172,000. CMAQ funding expires on June 20<sup>th</sup>, 2030

WH027401

### **LINCOLN MEMORIAL DR SIGNAL IMPRV JUNEAU PARK TO WATER TOWER**

Expenditure: \$98,000

Revenue Reimbursement: \$78,400 in federal funds

Net County Commitment: \$19,600 in property tax

Design phase includes new communications equipment between intersections and improved traffic signal timings. This project is included in the Congestion Mitigation & Air Quality Program (CMAQ). Intersections include N. Lincoln Memorial Dr. at E. Lagoon Dr., E. Lafayette Hill Rd. and E. Water Tower Rd. Federal funding under CMAQ was approved for a cost of \$437,000 with a County share of \$87,400. CMAQ funding expires on June 30<sup>th</sup>, 2031.

WH027501

### **LAYTON AVE SIGNAL IMPROVEMENT 76<sup>TH</sup> TO 47<sup>TH</sup>**

Expenditure: \$124,000

Revenue Reimbursement: \$99,200 in federal funds

Net County Commitment: \$24,800 in property tax

Design phase includes new communications equipment between intersections and improved traffic signal timings. Intersections include W. Layton Ave. at S. 76<sup>th</sup> St., S. 68<sup>th</sup> St., S. 60<sup>th</sup> St., S. 57<sup>th</sup> St., S. 51<sup>st</sup> St., and S. 47<sup>th</sup> St. Federal funding from WisDOT under CMAQ was approved for a total cost of \$550,000 with a County share of \$111,000. CMAQ funding expires on June 30<sup>th</sup>, 2031.

WH027601

### **W LAYTON BRIDGE B-40-0163 OVER W FOREST AVE (STH24)**

Expenditure: \$200,000

Revenue Reimbursement: \$160,000 in federal funds

Net County Commitment: \$40,000 in GO bonds

Design phase includes rehabilitation of bridge in the City of Greenfield, as the bridge is 273-foot long built in 1963. Bridge rehabilitation involves repair of deteriorated areas on the structure. Federal funding from WisDOT under

the Local Bridge Program (LBP) is pending approval for an estimated cost of \$2,200,000 with the County share as \$440,000.

WH027701

### **HONEY CREEK BRIDGE P-40-0570 OVER HONEY CREEK**

Expenditure: \$200,000

Revenue Reimbursement: \$160,000 in federal funds

Net County Commitment: \$40,000 in GO bonds

Design phase includes rehabilitation of bridge in the City of Milwaukee, as the bridge is 30-foot long built in 1933. Bridge rehabilitation involves repair of deteriorated areas on the structure. Federal funding from WisDOT under the Local Bridge Program (LBP) is pending approval for an estimated cost of \$1,050,000 with the County share as \$210,000.

WH027901

### **SIGNAL AT LAYTON AVE INTERSECTIONS 84<sup>TH</sup>, 68<sup>TH</sup>, NICHOLSON**

Expenditure: \$271,513

Revenue Reimbursement: \$244,362 in federal funds

Net County Commitment: \$27,151 in GO bonds

The design phase and scope of work includes installing overhead per lane signal heads to reduce crashes and eliminate signal poles being struck. Flashing yellow left turn signals will be installed for better driver comprehension. Federal funding from WisDOT under the Highway Safety Improvement Program (HSIP) was approved for an estimated cost of \$1,839,134 where the County share is \$188,413. HSIP funding expires on June 30<sup>th</sup>, 2026.

## **TRANSIT**

WT016101

### **NATIONAL AVENUE (ROUTE 18) TRANSIT ENHANCEMENT FEASIBILITY**

Expenditure: \$250,000

Revenue Reimbursement: \$200,000 in federal funds

Net County Commitment: \$50,000 in property tax funds

A new rapid transit network will be studied after the Connect 1 and North-South Transit Enhancement studies along National Avenue (currently MCTS Route 18). This feasibility study will include the viability of transit enhancements and using federal funds for construction. A larger population of minority individuals reside in this corridor. Route 18 stands to benefit from WisDOT's I-94 East/West project due to transit mitigation funds supplied by the state. Scope of work in 2024 include community outreach, consultant services, and conceptual engineering and environmental review.

WT016301

### **BUS SHELTERS – MULTIPLE SITES**

Expenditure: \$500,000

Revenue Reimbursement: \$400,000 in federal funds

Net County Commitment: \$100,000 in property tax funds

Current bus shelters are made of glass panels and are prone to damage as well as vandalism. The shelters will be improved with a different type of metal panel to limit issues with broken glass. 2024 scope of work includes retrofitting existing shelters with new panels to reduce damage and safety issues from broken glass. \$500,000 is appropriated in 2024 for only equipment.

WT016601

### **BUS STOP IMPROVEMENTS–BUS PADS-BOLLARDS AT STATIONS PH. 1**

Expenditure: \$185,000

Revenue Reimbursement: \$148,000 in federal funds

Net County Commitment: \$37,000 in property tax funds

The scope of work in 2024 includes implementation of ADA boarding pads and shelter bollards. Passengers board on grass, which is not ADA compliant and must be rectified. This pad would fill the grassy area between the curb and the sidewalk to allow entrance from both the front and back door boarding pads.

WT016801

### **BUS LIFTS (2) – KK SITE – MAINT BUILDING**

Expenditure: \$967,090

Revenue Reimbursement: \$0

Net County Commitment: \$967,090 in GO bonds

Original lifts installed in the 1980s are reaching the end of their useful life. MCTS is seeking to replace 2 lifts at the Kinnickinnic garage property to ensure safe and efficient operations. Work consists of labor, materials, supplies, and other services for removal and replacement of hydraulic in-ground bus lifts. Lifting buses allows mechanics to work on areas otherwise impossible to access.

WT017101

### **BUS REPLACEMENT PROGRAM - 2024**

Expenditure: \$21,000,000

Revenue Reimbursement: \$16,800,000 in federal funds

Net County Commitment: \$4,200,000 in GO bonds

Between 2021 to 2024, 224 buses will hit the end of their useful life as designed by the FTA. To keep fleet up to date, MCTS recommends purchasing 30 buses in 2024. The scope of work in 2024 include the purchase of 30 clean diesel buses (including FTA-required bus inspections).

## FLEET (WF)

WF061201

### COUNTYWIDE VEHICLE AND EQUIPMENT REPLACEMENT - 2024

Expenditure: \$12,876,000

Revenue Reimbursement: \$0

Net County Commitment: \$12,876,000; \$1,367,054 in property tax funds and \$11,508,946 in GO bonds

General vehicle and equipment replacement is needed across countywide assets. Actual costs, including interest paid, will be charged to user departments. This project includes vehicle and equipment replacements for all County departments except for Transit and Airports. The purchase of replacement vehicles and equipment are as follows:

Vehicles - Equipment	# of Units	Cost
Squad Car	39	\$ 3,610,000
Sedan 4dr	26	\$ 988,000
Flatbed Trailer	16	\$ 202,000
Arrow Board	12	\$ 96,000
Patrol Truck - Tandem Axle	12	\$ 4,680,000
Cargo Van	7	\$ 350,000
SUV- 4x4	6	\$ 315,000
11' Rotary mower	5	\$ 375,000
Asphalt Roller	4	\$ 140,000
Arrow Board/attenuator	3	\$ 105,000
Heavy Drop Deck Trailer	3	\$ 75,000
Rotary Mower	3	\$ 90,000
Towable Mower	2	\$ 50,000
Heavy Deck Over Trailer	2	\$ 90,000
Tractor 4x4	2	\$ 140,000
High Lift Wheel Loader	2	\$ 620,000
Service Truck	2	\$ 240,000
Transport Bus	1	\$ 150,000
Pickup 4x4	1	\$ 65,000
Tar Kettle	1	\$ 85,000
Trash/Water Pump	1	\$ 45,000
Passenger Van	1	\$ 60,000
Mastic Machine	1	\$ 95,000
Laundry Truck	1	\$ 100,000
Box Truck	1	\$ 65,000
Mini Van	1	\$ 45,000
<b>Grand Total</b>	<b>155</b>	<b>\$ 12,876,000</b>



## AIRPORT (WA)

WA041101

### **MKE PARKING STRUCTURE TRAFFIC BEARING MEMBRANES (77,89,02)**

Expenditure: \$1,385,000

Revenue Reimbursement: \$0

Net County Commitment: \$1,385,000 in airport revenue funds

Various locations in the airport parking structure need rehabilitation and new traffic bearing membranes. Waterproofing efforts are also necessary to extend the lifespan of the structure. The scope of work in 2024 include renewal of concrete membranes and one partial floor of the garage of 98,000 SF in new membrane.

WA041301

### **MKE REHABILITATE BULLSEYE**

Expenditure: \$757,900

Revenue Reimbursement: \$568,424 in federal funds; 94,738 in state funds

Net County Commitment: \$94,738 in PFC revenue funds

The intersection (bullseye) and adjacent pavement of the two main runways (7R-25L and 1L-19R) at the airport needs rehabilitation. This pavement is critical to main operations in addition to commercial air carrier operations. The PCI (Pavement Condition Index) score in 2020 was 63, and pavements at or below 65 are recommended for major rehabilitation. The repairs made will extend the pavement length another 10 years. The 2024 appropriation for this project is utilized in the basic planning and design phase.

WA041401

### **MKE REHABILITATE GRE (GROUND RUN-UP ENCLOSURE) RAMP**

Expenditure: \$234,510

Revenue Reimbursement: \$175,883 in federal funds; \$29,314 in state funds

Net County Commitment: \$29,313 in PFC revenue funds

PCI (Pavement Condition Index) for this pavement ramp was rated at 43. Any pavements rated at or below 65 are recommended for major rehabilitation. The Ground Runup Enclosure (GRE) ramp connects access to the taxiway of the airport. Repairs will extend the pavement length for another 10 years.

2024 scope of work include:

- Renew all joints.
- Repair all spalls.
- Renew damaged concrete slabs.

- Pavement marking
- Targeted replacement of lights, signs, and cabling

WA041701

### **MKE REHABILITATE TAXIWAY F (BETWEEN RUNWAY 19R AND TAXIWAY H)**

Expenditure: \$180,760

Revenue Reimbursement: \$135,570 in federal funds; \$22,595 in state funds

Net County Commitment: \$22,595 in PFC revenue funds

The taxiway between Runways 1L/19R and 7L/25R at the airport needs replacement with a PCI score of 50, tested in 2020. Any pavements rated at or below 65 are recommended for major rehabilitation. Without rehabilitation investments, pavements can see accelerated failures and higher costs. The repairs made will extend the pavement length another 10 years. The 2024 scope of work will be subjected to the basic planning and design phase.

The scope of work in 2024 include:

- 3" depth mill and overlay of asphalt.
- Replace underdrains.
- Pavement marking.
- Targeted replacement of lights, signs, and cabling.

WA041901

### **MKE REHABILITATE TAXIWAY Y**

Expenditure: \$258,290

Revenue Reimbursement: \$193,718 in federal funds; \$32,286 in state funds

Net County Commitment: \$32,286 in PFC revenue funds

Taxiway Y pavement serves as the ground runup enclosure for airport tenants and the aircraft rescue and firefighting facility. The pavement tested in 2020 was rated with a PCI score between 45 and 65. Pavements rated at or below 65 are recommended for major rehabilitation. Repairs made will extend the pavement length for another 10 years. The 2024 scope of work will be subjected to the basic planning and design phase.

2024 scope of work include:

- Renew all joints.
- Repair all spalls.
- Renew damaged concrete slabs.
- Pavement marking
- Targeted replacement of lights, signs, and cabling

WA042701

### **MKE ARFF BUILDING OVERHEAD DOOR REPLACEMENT**

Expenditure: \$694,530

Revenue Reimbursement: \$0  
Net County Commitment: \$694,530 in airport revenue funds

The Aircraft Rescue and Fire Fighting (ARFF) building is critical to the airport and is required for airport certification. Current overhead doors are original to the building in 1980 and are past their useful life. Repair costs have become frequent and increasing. Scope of work in 2024 include the bid, purchase, delivery, and installation of 12 new overhead garage doors. \$91,770 will be subjected to basic planning and design. \$602,760 will be subjected to construction and implementation.

WA042901

### **MKE CRASH PHONE REPLACEMENT**

Expenditure: \$116,590  
Revenue Reimbursement: \$0  
Net County Commitment: \$116,590 in airport revenue funds

The crash phone at the airport is an essential safety feature required by the Federal Aviation Administration (FAA). This phone interconnect's critical locations and ties alerts to aircraft rescue and fire fighting facilities. The scope of work for 2024 include the design to replace all phones, strobes, and auditable alarms as well as reviewing existing infrastructure. All \$116,590 will be subjected to basic planning and design.

WA043101

### **MKE GATE C12 FUEL PIT**

Expenditure: \$516,640  
Revenue Reimbursement: \$0  
Net County Commitment: \$516,640; \$464,010 in revenue bond funds and \$52,630 in airport revenue funds

This project is based on operation needs and changing aircraft sizes at gate C12, needing an alternative fuel pit location. 2024 scope of work includes construction of a new hydrant fueling pit, concrete removal, and fuel infrastructure modifications. \$52,630 will be subjected to basic planning and design. \$464,010 will be subjected to construction and implementation in 2024.

WA043201

### **MKE PARKING STRUCTURE PT ANCHORAGES**

Expenditure: \$350,000  
Revenue Reimbursement: \$0  
Net County Commitment: \$350,000 in airport revenue funds

Waterproofing protection to the post-tensioned reinforcement ends within the parking structure at the airport need rehabilitation. A study in 2021

identified waterproofing needs to extend the lifespan of the structure. 2024 scope of work includes concrete plug removal and replacement as well as waterproofing application, grouting, spall repairs, and caulking. \$39,650 will be subjected to basic planning and design. \$310,350 will be subjected to construction and implementation.

WA043301

### **MKE PASSENGER LOADING BRIDGE REPLACEMENT**

Expenditure: \$8,438,890

Revenue Reimbursement: \$0

Net County Commitment: \$8,438,890 revenue bond funds

Loading bridges C11, C14, C25, D54, and D55 are at the end of their useful life and are prone to excessive maintenance and breakdowns. 2024 scope of work include replacement of passenger loading bridges and preconditioned are units. This includes new equipment and modifications to infrastructure. \$467,000 will be subjected to basic planning and design. \$7,971,460 will be subjected to construction and implementation.

## **ENVIRONMENTAL (WV)**

WV004101

### **OAK CREEK SKATE LIFT STATION**

Expenditure: \$1,033,440

Revenue Reimbursement: \$0

Net County Commitment: \$1,033,440 in GO bonds

This lift station at the Mill Pond in the Oak Creek Parkway was installed in 1934 and has reached the end of its useful life. Replacement should occur prior to discontinuation of sanitary services and the closure of facilities. 2024 scope of work includes construction to abandon existing lift station and construct new left station, as well as drilling and open sawing. All funds will be subjected to construction and implementation in 2024.

WV005901

### **COUNTY-WIDE SANITARY SEWERS REPAIRS - 2024**

Expenditure: \$161,480

Revenue Reimbursement: \$0

Net County Commitment: \$161,480 in property tax

Agreement with the DOJ requires continued evaluation and inspection of the sewer system every 5 years. The 2024 scope of work include sewer field inspections, reviewed to compile a list of deficiencies within 18 months. Work will include restoring manholes, pipe-related work, grouting, and complete replacements. \$18,380 will be subjected to basic planning and design. \$143,100 will be subjected to construction and implementation.

# Capital Improvements Committee Comparison Table

**In CIC Recommended - Not In CEX Recommended**

Item #	REQ DEPT	DEPT RANK	Project Number	Project Name	2024 County Financing	CIC Grading	Financing
36	5605_TRANSIT	6	WT016401	BUS CURB EXTENSIONS	\$112,032	C2	CASH
43	4002_SHERIFF	4	WR020701	TRAINING ACADEMY – HVAC AND PLUMBING REPLACEMENTS	\$94,320	C2	CASH
50	9010_PARKS	44	WP077801	BENDER PARK BOAT LAUNCH - SEDIMENT ABATEMENT	\$820,500	D1	CASH
56	4002_SHERIFF	3	WR021001	TRAINING TRACK (EVOC) – SHERIFF TRAINING ACADEMY	\$179,320	D2	CASH
61	4002_SHERIFF	6	WR020901	CAMERA TOWERS AND TRAILER SYSTEMS	\$295,852	D3	CASH
30	9551_ZOO	1	WZ017401	ZOO FRONT ENTRANCE-ADMISSIONS RECONFIGURATION	\$1,737,050	B2	BOND
Total					\$3,239,074		

**Not In CIC Recommended - In CEX Recommended**

Item #	REQ DEPT	DEPT RANK	Project Number	Project Name	2024 County Financing	CIC Grading	Financing
70	9010_PARKS	43	WP079701	BOERNER BOTANICAL GARDENS FENCE	\$303,450	F2	CASH
21	9010_PARKS	6	WP068801	MCKINLEY PARKING LOTS - PHASE 2	\$1,491,510	A1	BOND
32	9010_PARKS	16	WP076201	PLAYGROUND RESURFACING PHASE 3	\$660,240	B3	BOND
44	9010_PARKS	12	WP075501	POPUCH PLAYGROUND RECONSTRUCTION	\$477,225	C1	BOND
63	5801_DOT - DIRECTOR'S OFFICE	2	WT016101	NATIONAL AVENUE (ROUTE 18) TRANSIT ENHANCEMENT FEASIBILITY STUDY	\$50,000	D3	CASH
Total					\$2,982,425		

**Changed In CEX Recommended - No Change In CIC**

Item #	REQ DEPT	DEPT RANK	Project Number	Project Name	CIC Recommended Amount	CEX Recommended Amount	Change Between CIC and CEX Recommended	CIC Grading	Financing
25	5725_DAS-FMD	7	WC027601	NEW COUNTY CRIMINAL COURTHOUSE	\$3,003,830	\$9,450,000	\$6,446,170	B1	CASH
38	5300_FLEET MANAGEMENT	1	WF061201	COUNTYWIDE VEHICLE AND EQUIPMENT REPLACEMENT - 2024	\$12,876,000	\$11,508,946	(\$1,367,054)	C1	BOND
--	5300_FLEET MANAGEMENT	1	WF061201	COUNTYWIDE VEHICLE AND EQUIPMENT REPLACEMENT - 2024		\$1,367,054	\$1,367,054	--	CASH
33	9010_PARKS	31	WP055001	PARKS BUILDING DEMOLITIONS-PHASE 1	\$990,960	\$500,000	(\$490,960)	C2	CASH
42	9010_PARKS	21	WP078101	OAK LEAF TRAIL MODERNIZATION <sup>2</sup>	\$333,203	\$999,610	\$666,407	C1	BOND
10	9010_PARKS	7	WP070603	SOUTH SHORE BREAKWATER NORTH SECTION - PHASE 2 <sup>1</sup>	\$0	\$8,912,820	\$8,912,820	A1	BOND
--	9010_PARKS	7	WP070603	SOUTH SHORE BREAKWATER NORTH SECTION - PHASE 2 <sup>1</sup>		\$2,365,951	\$2,365,951	--	CASH
4	9551_ZOO	2	WZ014101	ADVENTURE AFRICA - RHINOS	\$6,961,116		(\$6,961,116)	A1	BOND
--	9551_ZOO	2	WZ014101	ADVENTURE AFRICA - RHINOS		\$6,961,116	\$6,961,116	--	CASH
Total					\$24,165,109	\$42,065,497	\$17,900,388		

1. Project WP070603 - South Shore Breakwater North Section- Phase2 was not recommended by the CIC. The Requested amount was \$14,854,700. The CEX Recommended Capital Budget included \$11,278,771 financed by \$8,912,820 in bonds and \$2,365,951 in property tax levy.

2. The requested amount for Project WP078101 - Oak Leaf Trail Modernization was updated in the 2024 Recommended Capital Budget, from \$333,203 to \$999,610, to reflect the appropriate amount required to complete the project (estimated at a total project costs of \$3,665,230). The total project costs are funded by a State of Wisconsin TAP Grant of \$2,665,620 and County property tax funding of \$996,610

**Additions by CEX, Not Requested**

Item #	REQ DEPT	DEPT RANK	Project Number	Project Name	2024 County Financing	CIC Grading	Financing
--	9010_PARKS	CEX ADD	WP080801	PARKS LIGHTING IMPROVEMENTS - 2024	\$400,000	--	CASH

**2023 Appropriation Transfer for Recommended by CIC and Included in CEX Recommended**

Item #	REQ DEPT	DEPT RANK	Project Number	Project Name	Requested	Appropriation Transfer	Change	Financing	Action Item
5	1916_CULT_MARCUS CTR FOR PERFORM ARTS	1	WU020104	PHASED BUILDING EXTERIOR STONE CLADDING (2024)	\$757,852	\$757,852	\$0	ARPA	23-808
2	5725_DAS-FMD	4	WS010201	DENTENTION CENTER CONTROL CENTER PANEL REPLACEMENT	\$438,030	\$438,030	\$0	ARPA	23-808
13	5725_DAS-FMD	3	WC027701	COURTHOUSE 7TH FLOOR FAMILY COURT RECONFIG AND REMODEL - PHASE 2	\$4,380,674	\$4,380,674	\$0	ARPA	23-808

14	4311_CRC (FORMERLY HOC)	2	WJ011701	CRC SECURITY SYSTEM UPGRADE-PHASE 1	\$299,763	\$299,763	\$0	ARPA	23-808
				Total	\$5,876,319	\$5,876,319	\$0		

**Not In CIC Recommended - Not In CEX Recommended**

Item #	REQ DEPT	DEPT RANK	Project Number	Project Name	2024 County Financing	CIC Grading	Financing
3	9010_PARKS	8	WP070602	SOUTH SHORE BREAKWATER SOUTH SECTION	\$891,030	A1	BOND
11	4002_SHERIFF	9	WO020001	TRAINING ACADEMY AND PARKING LOT REPLACEMENT	\$2,030,660	A1	BOND
27	9010_PARKS	37	WP054501	WHITNALL GOLF COURSE IRRIGATION	\$9,330,240	A1	BOND
28	5190_HWY MAINT	0	WH024201	NORTH SHOP IMPROVEMENTS	Withdrawn	A1	BOND
29	5605_TRANSIT	2	WT015601	FDL BUS LIFTS (4)	\$1,867,440	B2	BOND
33	5605_TRANSIT	5	WT017001	ROOF REPLACEMENT - KK SITE - MAINT AND OPERATIONS BUILDINGS	\$459,310	B3	BOND
34	9010_PARKS	22	WP078201	OAK LEAF TRAIL HAMPSHIRE ACCESS	\$489,476	B3	BOND
35	9010_PARKS	9	WP075901	GRANT PARK ROADWAY RECONSTRUCTION HAWTHORNE TO PICNIC AREA 5	\$490,570	B3	BOND
36	9010_PARKS	3	WP078301	KOSCIUSZKO COMMUNITY CENTER - ROOF AND SKYLIGHTS	\$144,420	B3	BOND
37	9010_PARKS	24	WP079801	SHERMAN PARK - BOYS AND GIRLS CLUB ROOF REPLACEMENT	\$191,770	C1	BOND
39	9010_PARKS	11	WP046801	SPORTS COMPLEX MUA	\$107,450	C1	BOND
40	4311_CRC (FORMERLY HOC)	5	WJ011801	CRC LOTTER BUILDING ROOF REPLACEMENT	\$286,910	C1	BOND
41	4311_CRC (FORMERLY HOC)	3	WJ011901	CRC SURGES BUILDING ROOF REPLACEMENT	\$270,880	C1	BOND
43	5605_TRANSIT	9	WT016901	ROOF REPLACEMENT - FDL SITE - MAINT BUILDING	\$377,940	C1	BOND
45	5605_TRANSIT	4	WT016701	CONCRETE YARD AND PARKING LOT REPLACEMENT - HILLSIDE SITE - FLEET MAINT BLDG	\$419,980	C2	BOND
46	5605_TRANSIT	10	WT015801	REPLACEMENT OF UNDERGROUND FUEL TANKS KK	\$186,800	C2	BOND
47	9010_PARKS	25	WP074601	COOPER PARK - PARKING LOT REDESIGN AND REPLACEMENT	\$110,060	C2	BOND
48	9010_PARKS	18	WP080101	WASHINGTON PARK - 40TH STREET PARKING LOT	\$1,000,000	C2	BOND
49	5300_FLEET MANAGEMENT	4	WF055701	FLEET STORAGE TANK REPLACEMENT	\$188,470	C2	BOND
50	9010_PARKS	45	WP053901	ROOT RIVER PARKWAY RECONSTRUCTION - LINCOLN TO CLEVELAND	\$316,200	C2	BOND
51	9010_PARKS	46	WP054001	ROOT RIVER PKWY RECONSTRUCTION-124TH TO CLVLDN (WEST)	\$206,860	C2	BOND
52	5725_DAS-FMD	11	WG003701	FACILITIES WEST (LAPHAM) ROOF REPLACEMENT	\$256,650	C2	BOND
53	5300_FLEET MANAGEMENT	3	WF055801	FLEET MANAGEMENT ELECTRICAL UPGRADE	\$170,230	C2	BOND
54	9551_ZOO	3	WZ020101	WATERMAIN PIPE REPLACEMENT - ZOO GROUNDS	\$3,269,350	C2	BOND
55	9010_PARKS	13	WP075101	BROWN DEER TENNIS AND PICKLEBALL	\$155,190	C3	BOND
56	5605_TRANSIT	11	WT017201	REPLACEMENT OF UNDERGROUND FUEL TANKS FDL	\$167,160	C3	BOND
58	9010_PARKS	51	WP079401	WILSON REC CENTER - SERVICE ROAD REPLACEMENT	\$155,160	C3	BOND
59	9010_PARKS	49	WP075601	ZABLOCKI PLAYGROUND RECONSTRUCTION	\$518,175	C3	BOND
60	5300_FLEET MANAGEMENT	2	WF055601	FLEET GARAGE EXTENSION	\$749,760	C3	BOND
61	5300_FLEET MANAGEMENT	5	WF055901	FLEET MANAGEMENT SALLY PORT	\$155,900	D1	BOND
62	9010_PARKS	35	WP075701	AC HANSON PLAYGROUND RECONSTRUCTION	\$477,225	D1	BOND
63	9010_PARKS	41	WP079001	SCOUT LAKE PARKING LOT	\$92,630	D2	BOND
64	9010_PARKS	36	WP079301	LAFOLLETTE PARK COURT AND SITE IMPROVEMENTS	\$132,470	D2	BOND
65	9010_PARKS	30	WP080201	COPERNICUS PLAYGROUND REPLACEMENT	\$518,175	D2	BOND
66	5741_DAS-ENV	3	WV004401	MITCHELL PARK LIFT STATION	\$161,090	D3	BOND
67	4002_SHERIFF	10	WR020801	VEHICLE BARRIER SYSTEM	\$177,076	D3	BOND
68	9010_PARKS	40	WP057001	MCKINLEY PARKING LOTS - PHASE 3	\$233,320	D3	BOND
69	9010_PARKS	34	WP062601	COOL WATERS OVERFLOW PARKING LOT & SERVICE YARD	\$252,580	D3	BOND
70	9010_PARKS	32	WP075401	JACOBUS PLAYGROUND RECONSTRUCTION	\$546,525	D3	BOND
71	9010_PARKS	48	WP078901	LAKE PARK RAVINE DRIVE REPLACEMENT	\$482,590	D3	BOND
72	4802_EMERGENCY MANAGEMENT	9	WQ021101	CONVENTIONAL REPEATER EQUIPMENT - OEM	\$180,000	D3	BOND
73	9010_PARKS	20	WP079501	OAK LEAF TRAIL BRIDGE (OVER I-43 HAMPTON) - REPLACEMENT	\$331,730	D3	BOND
74	4311_CRC (FORMERLY HOC)	4	WJ012001	CRC WEST PARKING LOT RESURFACE	\$189,200	F1	BOND
75	9010_PARKS	38	WP077701	OLMSTED WAY RECONSTRUCTION	\$346,020	F1	BOND
76	9010_PARKS	42	WP079601	MCKINLEY MARINA PARKING LOT REPLACEMENT - CENTER SECTION	\$290,170	F1	BOND
1	1915_CULT_VILLA TERRACE/CHARLES ALLIS	1	WO052801	CHARLES ALLIS FAÇADE REPAIR	\$1,761,470	A1	CASH
26	5725_DAS-FMD	14	WC027101	COURTHOUSE COMPLEX STEAM TRAPS - PHASE 1	\$250,000	C1	CASH
27	4002_SHERIFF	5	WR020501	LAKEFRONT CAMERAS AND VIDEO ANALYTICS	\$1,328,007	C1	CASH
28	9010_PARKS	39	WP074001	KOSCIUSZKO COMMUNITY CENTER REHABILITATION	\$4,867,250	C1	CASH

31	9010_PARKS	10	WP078701	PARKS SOUTH REGION ROOF REPLACEMENTS	\$707,830	C1	CASH
32	4802_EMERGENCY MANAGEMENT	4	WQ020701	911 DISPATCH ACADEMY EQUIPMENT	\$1,454,121	C2	CASH
37	1915_CULT_VILLA TERRACE/CHARLES ALLIS	3	WU050102	CHARLES ALLIS WINDOW AND DOOR REPLACEMENT	\$153,590	C2	CASH
38	5725_DAS-FMD	15	WO056301	COUNTY ADMINISTRATIVE SPACE RECONFIGURATION - PHASE 1	\$599,970	C2	CASH
40	4802_EMERGENCY MANAGEMENT	10	WQ020901	MOBILE RADIO SITE - OASIS 700.800MHZ	\$1,117,683	C2	CASH
41	4002_SHERIFF	8	WRO20601	TRAINING ACADEMY - SECURITY IMPROVEMENTS	\$183,962	C2	CASH
42	4802_EMERGENCY MANAGEMENT	5	WQ020501	700MHZ SIMULCAST NETWORK - OEM	\$4,300,000	C2	CASH
45	5725_DAS-FMD	9	WC027201	CH CAFÉ AREA IMPROVEMENTS	\$448,370	C3	CASH
46	5093_TRANSPORTATION SERVICES	17	WH011501	SIGNAL UPGRADES FOR IMPROVED EFFICIENCY-MOBILITY	\$200,000	C3	CASH
47	4802_EMERGENCY MANAGEMENT	6	WQ020301	COMMAND CENTRAL AWARE	\$559,235	C3	CASH
48	4802_EMERGENCY MANAGEMENT	8	WQ021001	RF DOPPLER EQUIPMENT – OEM	\$2,000,000	C3	CASH
49	5605_TRANSIT	12	WT016501	TRAFFIC SIGNAL PRIORITY - PHASE 1	\$345,000	D1	CASH
51	9010_PARKS	17	WP075801	SPORT FIELD RECONDITIONING HARDEN-ZABLOCKI	\$293,270	D1	CASH
52	4802_EMERGENCY MANAGEMENT	2	WQ020601	PUBLIC SAFETY COMMUNITY ENGAGEMENT APP	\$175,950	D1	CASH
53	9010_PARKS	50	WP057201	PARKS FACILITY ACTION PLAN	\$1,030,320	D2	CASH
54	9010_PARKS	29	WP074301	CUPERTINO PARK SHORE DRIVE CONVERSION TO TRAIL	\$30,340	D2	CASH
55	9010_PARKS	52	WP079901	PARK WALKWAY REPLACEMENTS - PHASE 2	\$57,700	D2	CASH
57	9010_PARKS	14	WP054901	BENDER BOAT LAUNCH REPAIR - RECONFIGURATION	\$595,860	D2	CASH
58	5725_DAS-FMD	13	WG003901	VEL PHILLIPS – COURTROOM AND ADMIN CARPET REPLACEMENT	\$676,860	D3	CASH
59	5093_TRANSPORTATION SERVICES	16	WH028001	SPEED, PEDESTRIAN, AND SCHOOL ZONE SAFETY UPGRADES	\$400,000	D3	CASH
60	4802_EMERGENCY MANAGEMENT	7	WQ020801	STATION ALERTING LOUDSPEAKER SYSTEM – OEM	\$250,000	D3	CASH
62	9010_PARKS	47	WP052301	LAKE PARK STEEL ARCH BRIDGE	\$250,480	D3	CASH
64	9010_PARKS	19	WP080301	MITCHELL PARK DOMES - STRATEGIC PLAN	\$3,000,000	D3	CASH
65	4802_EMERGENCY MANAGEMENT	3	WQ021201	911 CAD REPLACEMENT – OEM	\$3,145,369	F1	CASH
66	9010_PARKS	27	WP054301	PARKS ADA INVENTORY AND ASSESSMENT	\$155,270	F1	CASH
67	9010_PARKS	33	WP074701	PARKS RIPARIAN WALLS - INVENTORY AND ASSESSMENT	\$110,300	F1	CASH
68	9010_PARKS	28	WP078601	SOUTHSIDE DOG EXERCISE AREA STUDY	\$75,000	F1	CASH
69	9010_PARKS	15	WP078501	DOYNE PARK REDESIGN STUDY	\$188,490	F2	CASH
			Total		\$47,834,609		