



Patricia Jursik
Milwaukee County
8th District Supervisor

April 20, 2011

Dear Colleagues:

I have prepared the "compromise" redistricting plan. Since no one else seems to be moving forward with the obvious reduction to 17 on the announcement of the two known vacancies, I have taken the liberty of proposing such a move. I have tried to respect all supervisory districts while at the same time trying to straighten out some of the meandering, serpentine lines that have resulted over the history of redistricting while also incorporating the new census figures. I had no ulterior motive in drawing the new lines other than to permit surrounding districts to absorb the vacated districts of DeBruin and Holloway and honor the realization that the southern region of the county has experienced growth, both of these facts were ignored in the plan for 18.

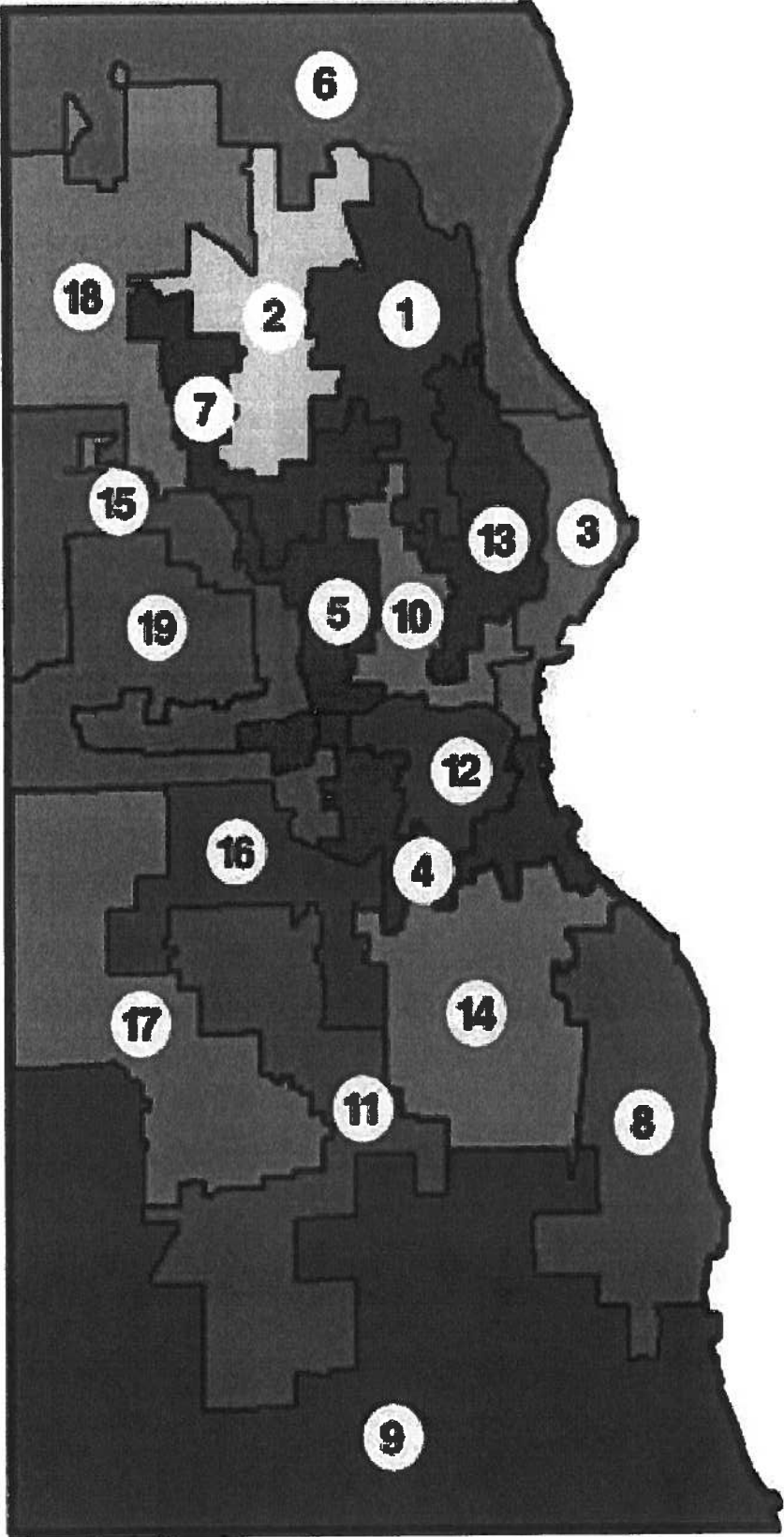
Please consider this plan as an alternative to the committee's recommended plan of 18. If we are given more time for further review, I may submit another plan that I have been looking at as well, but have not had the time for sufficient development. Since the actions of Thursday's board meeting are unknown at the time, I wanted to make sure this compromise was before the board. Thank you for the courtesy of considering this plan.

Very truly,

A handwritten signature in black ink, appearing to read "Patricia D. Jursik".

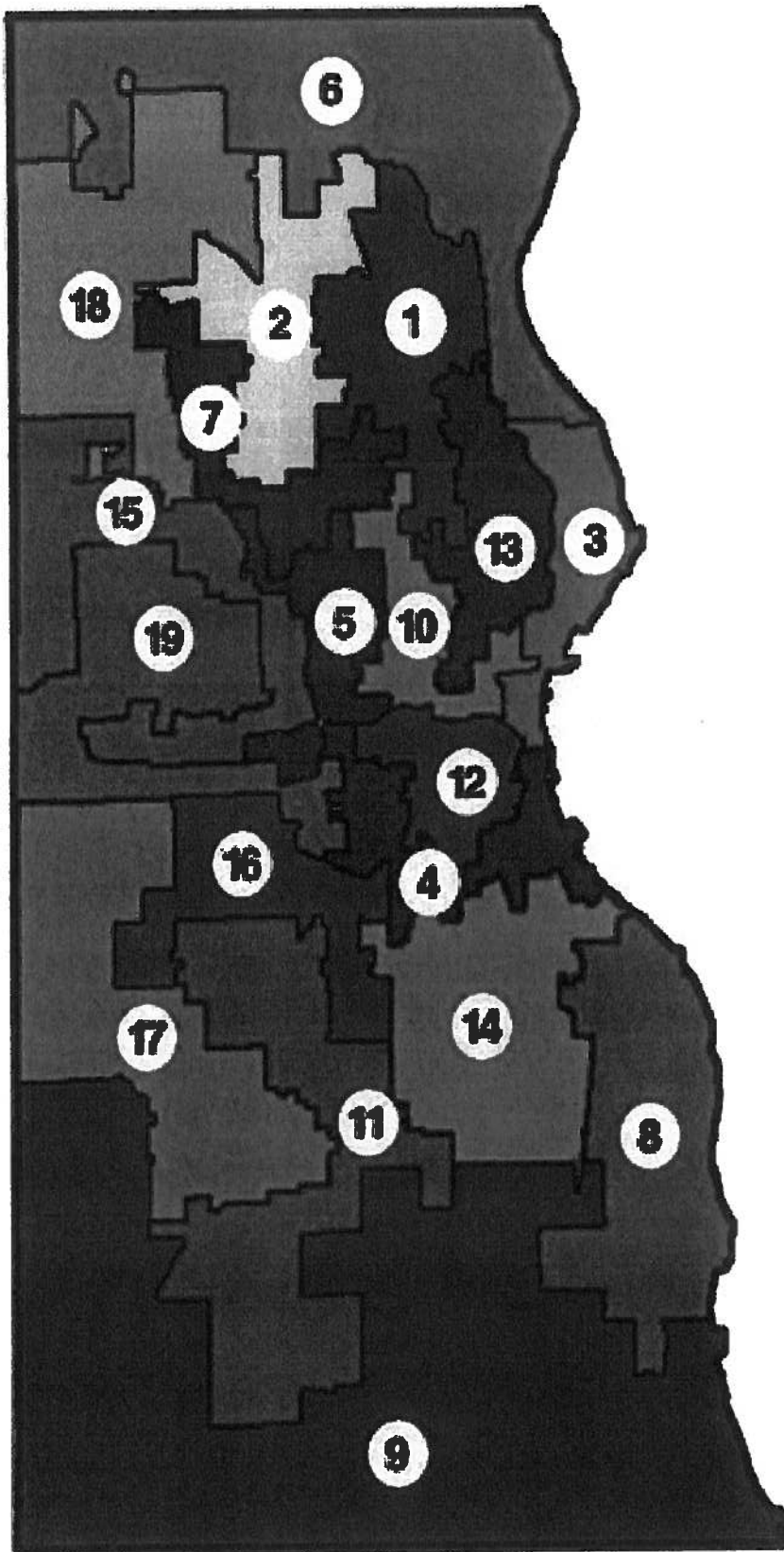
PATRICIA D. JURSIK

19 Current Supervisory Districts

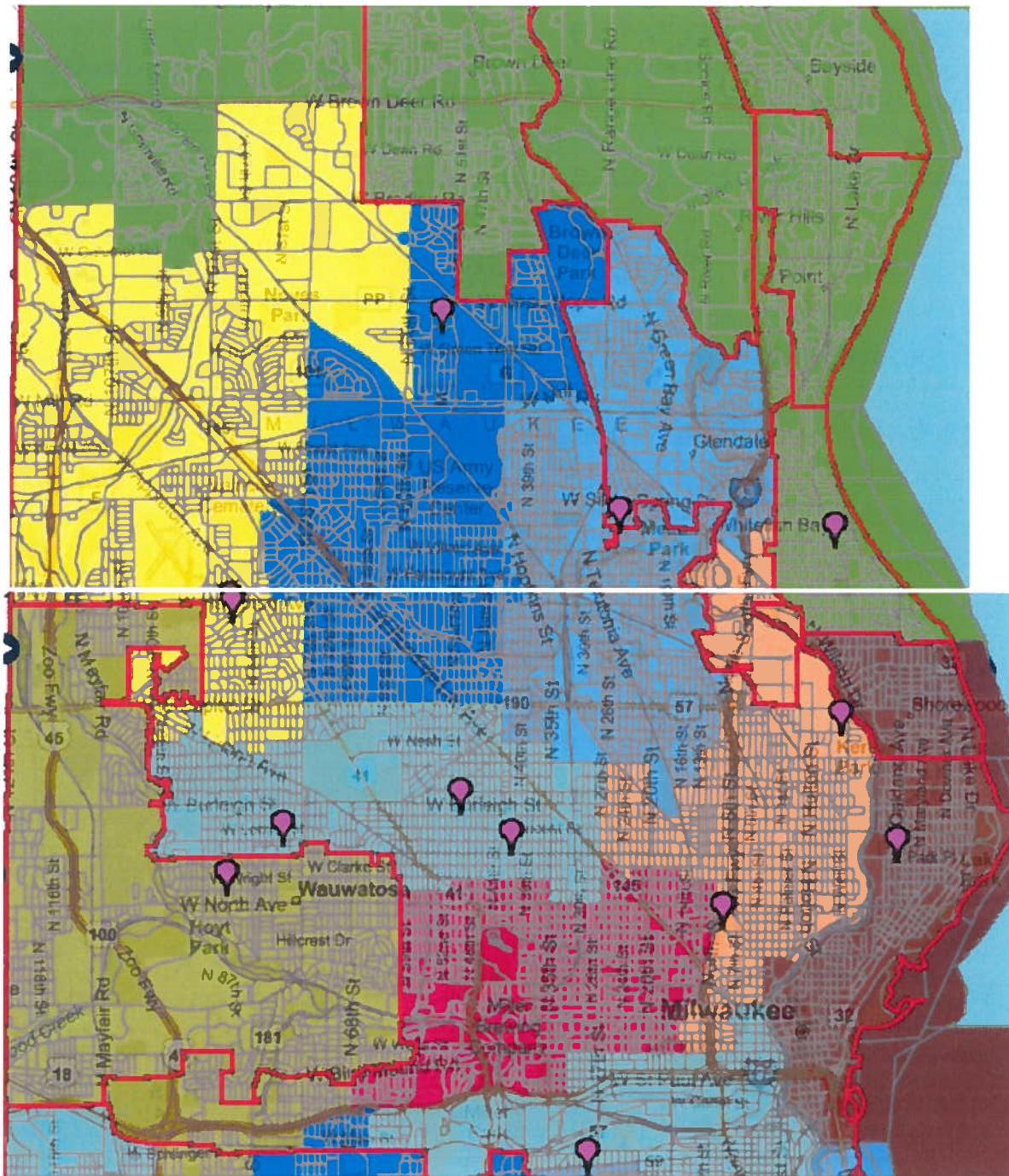


- 1 Theodore Lipscomb
- 2 Nikiya Harris
- 3 Gerry Broderick
- 4 Marina Dimitrijevic
- 5 Lee Holloway
- 6 Joseph Rice
- 7 Michael Mayo, Sr.
- 8 Patricia Jursik
- 9 Paul Cesarz
- 10 10th District
- 11 Mark Borkowski
- 12 Peggy West
- 13 Willie Johnson, Jr.
- 14 14th District
- 15 Lynne De Bruin
- 16 John F. Weishan, Jr.
- 17 Joe Sanfelippo
- 18 Johnny L. Thomas
- 19 Jim "Luigi" Schmitt

19 Current Supervisory Districts

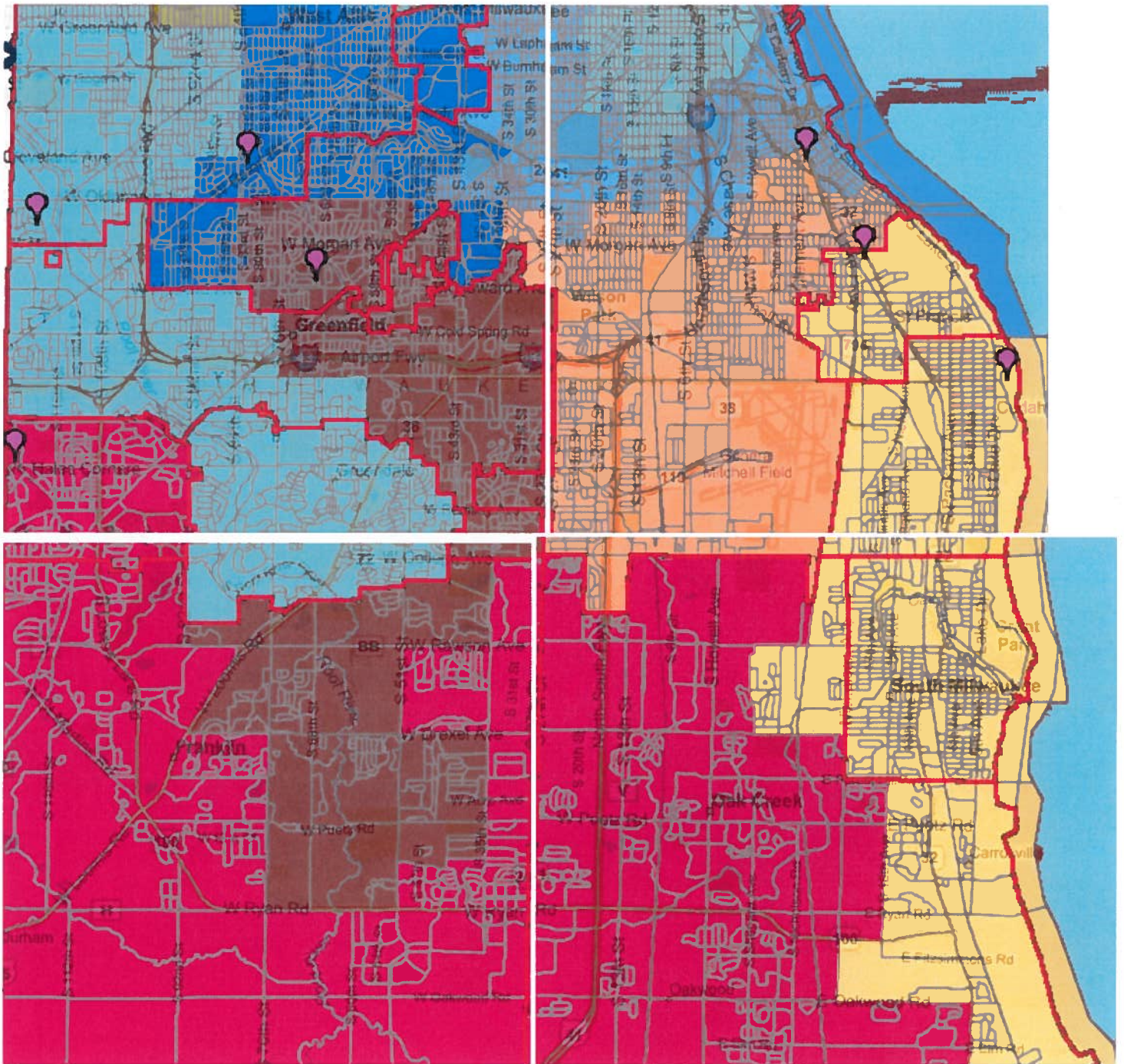


- 1 Theodore Lipscomb
- 2 Nikiya Harris
- 3 Gerry Broderick
- 4 Marina Dimitrijevic
- 5 Lee Holloway
- 6 Joseph Rice
- 7 Michael Mayo, Sr.
- 8 Patricia Jursik
- 9 Paul Cesarz
- 10 10th District
- 11 Mark Borkowski
- 12 Peggy West
- 13 Willie Johnson, Jr.
- 14 14th District
- 15 Lynne De Bruin
- 16 John F. Weishan, Jr.
- 17 Joe Sanfelippo
- 18 Johnny L. Thomas
- 19 Jim "Luigi" Schmitt



District	1	2	3	4	5	6	7	8	9	10	11	12	13	14	15	16	17	18	19
Code	Blue	Dark Red	Light Blue	White	Green	Cyan	Yellow	Red	Dark Red	Dark Red	Dark Red	Dark Red	Orange	Orange	White	Blue	Cyan	Yellow	Green

Districts removed	5	15
-------------------	---	----



District	1	2	3	4	5	6	7	8	9	10	11	12	13	14	15	16	17	18	19
Code	Blue	Blue	Red	Blue	White	Green	Red	Yellow	Red	Red	Red	Blue	Orange	Orange	White	Blue	Blue	Yellow	Green

Districts removed	5	15
-------------------	---	----

Supervisor Jursik's Plan for 17 Milwaukee County Supervisory Districts

District	Code	Population	Target	Dev. %	Difference	White	Hispanic	Black	Amindian	Pacific	Asian	Other	Othermlt	% White	% Hispanic	% Black
1		55,468	55,749	-1	-281	10,704	1,559	41,886	196	22	624	78	399	19.30%	2.81%	75.51%
2		55,133	55,749	-1	-616	8,638	1,981	40,157	281	24	3,511	80	461	15.67%	3.59%	72.84%
3		56,333	55,749	1	584	47,771	2,054	2,999	296	38	2,893	114	168	84.80%	3.65%	5.32%
4		56,130	55,749	1	381	18,264	32,019	3,296	845	32	1,446	55	173	32.54%	57.04%	5.87%
5		0														
6		55,681	55,749	0	-68	36,394	2,492	13,559	238	27	2,588	120	263	65.36%	4.48%	24.35%
7		54,972	55,749	-1	-777	16,278	2,069	34,925	259	31	906	85	419	29.61%	3.76%	63.53%
8		56,372	55,749	1	623	48,298	4,784	1,455	664	19	999	51	102	85.68%	8.49%	2.58%
9		56,216	55,749	1	467	47,937	3,474	1,423	418	35	2,735	68	126	85.27%	6.18%	2.53%
10		56,427	55,749	1	678	16,217	3,332	31,741	372	16	4,119	119	511	28.74%	5.90%	56.25%
11		55,772	55,749	0	23	44,010	5,474	2,864	585	15	2,599	72	153	78.91%	9.81%	5.14%
12		56,312	55,749	1	563	11,186	35,512	7,239	708	26	1,343	77	221	19.86%	63.06%	12.86%
13		55,034	55,749	-1	-715	14,109	3,607	35,712	303	7	765	91	440	25.64%	6.55%	64.89%
14		56,353	55,749	1	604	39,241	12,107	1,851	713	41	2,173	92	135	69.63%	21.48%	3.28%
15																
16		55,483	55,749	0	-266	42,241	8,046	2,927	835	30	1,165	77	162	76.13%	14.50%	5.28%
17		55,126	55,749	-1	-623	47,943	3,247	1,565	428	21	1,770	36	116	86.97%	5.89%	2.84%
18		55,535	55,749	0	-214	17,590	2,160	31,156	361	35	3,670	87	476	31.67%	3.89%	56.10%
19		55,388	55,749	-1	-361	48,137	2,122	2,824	283	38	1,777	68	139	86.91%	3.83%	5.10%