



Department of Administrative Services

DAS Management

2016 Requested Budget

Teig Whaley-Smith ▪ Director



2015 Successes

- Successful Relocation from City Campus
- Reduction of Claims (See Risk Management)
- Centralization of Procurement and IMSD
- Thousands of Jobs Created (See Economic Development)
- Millions spent with DBEs (See CBDP)





Variances 2015-2016

DAS Management

	2015 Budget	2016 Budget	2016/2015 Variance
Expenditures	\$507,063	\$704,334	\$197,271
Revenues	<u>\$ 0</u>	<u>\$ 0</u>	<u>\$ 0</u>
Tax Levy	\$507,063	\$ 704,334	\$197,271
FTE Positions	3.0	3.0	0





2016 Initiatives

- Continued Consolidated Facilities Planning (See Facilities)
- Continued Efficiencies in Procurement, IMSD, Risk, Leasing and Others
- Continued Economic Development and DBE Efforts
- ADA Investments
- Continuing core functions of budget





Department of Administrative Services

Central Business Office

2016 Requested Budget

Julie Esch ▪ Director



2015 Successes

- Organization of the New Division
- Assistance in the Implementation of Centralized IT Spend initiative
- Transfer of Office of Emergency Management's budget and accounting functions from the Sheriff's Department and Department of Health & Human Services
- Preparation of the DAS Requested Budget






Variances 2015-2016

Central Business Office

	2015 Budget	2016 Budget	2016/2015 Variance
Expenditures	\$806,002	\$1,234,023	\$428,021
Revenues	<u>\$ 0</u>	<u>\$ 0</u>	<u>\$ 0</u>
Tax Levy	\$806,002	\$ 1,234,023	\$428,021
FTE Positions	9.0	13.0	4.0





2016 Initiatives

- Broaden the contract management and tracking capability for the entire Department (esp. Facilities & IMSD) and Office of Emergency Mgmt.
- Centralizing Leasing Accounts Receivable for several County Departments.
- Graphic Support Services assistance in Web Design Capital Project.
- Development and streamlining of internal processes and procedures.





Department of Administrative Services

Procurement

2016 Requested Budget

Patrick M. Lee ▪ Director



2015 Successes

- e-Procurement – Marketplace Central
- Sourcing – Competitive, Open, Fair and Transparent (OFT) Procurement
- Spend Analytics – Spend Management
- Contract – Repository
- Contract - Authoring
- Supplier Portal – Notification of Submissions





Variances 2015-2016


	Procurement		
	2015 Budget	2016 Budget	2016/2015 Variance
Expenditures	\$918,156	\$1,529,598	\$ 611,442
Revenues	<u>\$ 0</u>	<u>\$ 0</u>	<u>\$ 0</u>
Tax Levy	\$918,156	\$1,529,598	\$611,442
FTE Positions	7.0	8.0	1.0





2016 Initiatives

- e-Procurement – Marketplace Central
 - Complete January 2016 Rollout
 - Metrics - Reduction in Order Lead-time
- Sourcing – Competitive OFT Procurement
 - Complete February 2016 Rollout
 - Metrics – Increase in Year over Year Response rates
 - Cost Reduction/Savings – Prior Agreement or Spend
- Spend Analytics
 - Spend Under Management
 - % of contracted purchase to total dollar spend in category
 - Vendor Rationalization and Identify Leverage of Spend Opportunities
- Contact – Repository/Authoring
 - Complete March 2016 Migration and Training
- Supplier Portal – Notification to Submission
 - Full migration to singular portal by June 2016
 - Use of Supplier Portal Information in Targeted Enterprises Procurement





Department of Administrative Services

Community Business Development Partners

2016 Requested Budget

Rick Norris, P.E. ▪ Director



2015 Successes

- The implementation of B2G Now. B2G Now is an online system that tracks payments to targeted firms. Primes are required to enter payment information into the online system. This process improves cash flow for DBE companies and greatly improves contract monitoring, etc.
- The success rate of participation on contracts increased due to the CBDP office involvement in the development of RFP and Bid documents.





Variances 2015-2016

Community Business Development Partners

	2015 Budget	2016 Budget	2016/2015 Variance
Expenditures	\$1,002,698	\$1,023,756	\$ 21,058
Revenues	<u>\$ 0</u>	<u>\$ 0</u>	<u>\$ 0</u>
Tax Levy	\$1,002,698	\$1,023,756	\$21,058
FTE Positions	7.0	6.0	(1.0)





2016 Initiatives

- To increase the number of Targeted Firms as “primes”
- Develop a data management system that assess Targeted Enterprises capabilities and match those capabilities with contract opportunities at Milwaukee County.
- Restructure the CBDP office to become a “business resource center”. Along with certification and compliance, the Center will serve as a vehicle to increase the economic growth in Southeastern Wisconsin.
- Expand the definition of Targeted Enterprises to include Minority, Women and Small businesses for non-federally fund projects.





Department of Administrative Services

Office of Performance, Strategy & Budget
(including Reimbursement)

2016 Requested Budget

Steven Kreklow ▪ Director



2015 Successes

- Received GFOA Distinguished Budget Presentation Award
- Contributed to Compensation Work Group
- Completed Review and Modifications to Risk Management Cross Charge Methodology
- Completed Continuous Improvement projects for capital planning, procurement, and BHD nurse scheduling system





Variances 2015-2016

Office of Performance, Strategy & Budget (including Reimbursement)

	2015 Budget	2016 Budget	2016/2015 Variance
Expenditures	\$1,431,099	\$1,486,591	\$55,492
Revenues	<u>\$ 0</u>	<u>\$ 0</u>	<u>\$ 0</u>
Tax Levy	\$1,431,099	\$1,486,591	\$55,492
FTE Positions	8.0	8.0	0





2016 Initiatives

- Graduate Internship Program
- Work Group on Allocation of Legacy Fringe Benefits
- Work Group on Fiscal Impact of GO Pass Initiative





Department of Administrative Services

Facilities Management

Director's Office

Architecture & Engineering

Environmental Services

Facilities Maintenance

2016 Requested Budget

Jeremy Theis ▪ Director



2015 Successes

- Process Improvement & Modernization
 - Begin Implementation of County-wide Maintenance System (Cityworks) Consolidating over 18 work order processes.
 - County-wide Energy Management System Rollout
- Capital Program Execution 60 Projects Completed
 - Airport Baggage Claim Project
 - Moody Park Recapitalization
- Reduction of 300K SF Cost Avoidance
 - City Campus Sale > \$10M
 - Research Park Transfer Avoiding > \$5M
- Courthouse Complex & Milwaukee County Courts System Strategic Plan Execution






Variances 2015-2016

Facilities Management (Director's Office, Architecture & Engineering, Environmental Services and Facilities Maintenance)

	2015 Budget	2016 Budget	2016/2015 Variance
Expenditures	\$31,992,941	\$33,279,214	\$ 1,286,273
Revenues	<u>\$31,471,727</u>	<u>\$34,257,485</u>	<u>\$ 2,785,758</u>
Tax Levy	\$ 521,214	(\$ 978,271)	(\$1,499,485)
FTE Positions	126.5	130.5	4.0





2016 Initiatives

- Process Improvement & Modernization
 - County-wide Cityworks Maintenance Management System Implementation
 - Upgrade the Existing Cost and Scheduling System
- Organizational Improvements
 - Facilities Planning & Development Section Creation
 - Industry Standard Facility Management Organization
- Full Level of Service Janitorial Contract
 - Increased Customer Service & Quality Assurance
- Completion of electrical main conversion at County Grounds off of local power plant to municipal power grid





Department of Administrative Services

Facilities Management – Water Utility


2016 Requested Budget

Jeremy Theis ▪ Director



2015 Successes

- Water System Operation & Maintenance
 - Zero water main breaks to date.
 - Zero water quality violations to date.
 - Added Froedtert Center for Advanced Care to Water System with Installation of New Meters in 3rd Quarter.
- Water Distribution System Partnering
 - Working with Public Policy Forum on Future Operation of Water Distribution System, Capital Requirements, and System Modernization.
- MRMC Service Collaboration
 - Proactive Communication Strategy with MRMC Regarding Traffic and Water System Operations.





Variances 2015-2016

Facilities Management – Water Utility

	2015 Budget	2016 Budget	2016/2015 Variance
Expenditures	\$4,662,432	\$4,761,361	\$ 98,929
Revenues	<u>\$4,662,432</u>	<u>\$4,761,361</u>	<u>\$ 98,929</u>
Tax Levy	\$0	\$0	\$0
FTE Positions	0	0	0





2016 Initiatives

- Continue steps to prepare Water Utility for possible conversion to a public utility.
 - Begin Public Service Commission Reviews
 - Work with customers to ensure seamless transition for various elements of system.
- Continued Updates to Water Distribution System through \$1.2M Major Maintenance Budget.
 - Continued compliance with Wisconsin Administrative Code NR811
- Additional Reservoir Repairs Based on Recent Assessment.





Department of Administrative Services

Risk Management

2016 Requested Budget


Amy Pechacek ▪ Director



2015 Successes

Workers' compensation claim experience:

- As of 3rd quarter, 2015 is trending dramatic improvements over the 5 year historical averages:
 - 55% reduction in number of new claims
 - \$2,000,000 reduction in total incurred costs
- Merger of MCTS / County claim handling
- Revitalization of safety culture Countywide
 - Joint Safety Committee
 - Safety incentive programs
 - 195 hours of training Countywide YTD





Variances 2015-2016

Risk Management

	2015 Budget	2016 Budget	2016/2015 Variance
Expenditures	\$11,372,412	\$11,191,548	(\$180,864)
Revenues	<u>\$11,372,412</u>	<u>\$11,191,548</u>	<u>(\$180,864)</u>
Tax Levy	\$0	\$0	\$0
FTE Positions	5.0	5.4	0.4





2016 Initiatives

- Centralize safety positions under Risk Management
 - Provides mission and data driven focus to loss reduction
 - Eliminates conflict of interest from direct departmental reporting
 - Leverages internal resources
- Claims Management Position
- FMLA
 - Transitioning model of administration for efficiencies and cost saving measures
 - Function moving back to Human Resources





Department of Administrative Services

Economic Development/Real Estate Services

2016 Requested Budget

James Tarantino ▪ Director



2015 Successes

Economic Indicators (Projected through Year End)

- 1,456 jobs created through construction
- 98 jobs created through workforce development
- \$39,000,000 tax base created

Major Projects

- City Campus
- Park East – Blocks 1, 2, 4, 7, 22, 26
- Couture – Downtown Transit Center

Major Planning Efforts

- Aerotropolis – Airport area land use plan
- Improving foreclosure disposition process
- MRMC – County grounds land use and transportation plan





Variances 2015-2016

Economic Development/Real Estate Services

	2015 Budget	2016 Budget	2016/2015 Variance
Expenditures	\$1,281,893	\$2,139,035	\$857,142
Revenues	<u>\$1,206,274</u>	<u>\$1,613,400</u>	<u>\$407,126</u>
Tax Levy	\$ 75,619	\$ 525,635	\$450,016
FTE Positions	6.0	5.0	(1.0)





2016 Initiatives

- Supporting workforce development initiatives
 - UpLift Milwaukee - MAWIB
 - Milwaukee Area Workforce Funding Alliance
- Closing on Downtown Transit Center – Couture
- Implementing Airport area land use plan
- Complete and implement MRMC land use plan
- Continued improvement of foreclosure disposition
- Work with Office of Emergency Management and Medical Examiner's Office to find a permanent home





Department of Administrative Services

Economic Development - MCAMLIS

2016 Requested Budget

James Tarantino ▪ Director



2015 Successes - MCAMLIS

- 2015 Regional Orthophoto Flight was Captured
- 2015 Milwaukee County Elevation Dataset was Captured
- 2015 Completed Milwaukee County Land Modernization Plan
- Milwaukee County major transportation corridor Topographic dataset update
- Completed a GIS System Capacity Design Study






Variances 2015-2016

Economic Development - MCAMLIS

	2015 Budget	2016 Budget	2016/2015 Variance
Expenditures	\$842,000	\$842,000	\$0
Revenues	<u>\$842,000</u>	<u>\$842,000</u>	<u>\$0</u>
Tax Levy	\$0	\$ 0	\$0
FTE Positions	3.0	3.0	0





2016 Initiatives - MCAMLIS

- Improve Milwaukee County taxroll currency and availability
- Make MCAMLIS data available on mobile tablets and phones
- 2016 Topographic Data Update
- 2016 Strategic Initiative Grant submittal
- Implement MCAMLIS Data Portal





Department of Administrative Services

Office for Persons with Disabilities


2016 Requested Budget

Timothy J. Ochnikowski ▪ Director



2015 Successes

- Celebrated the ADA's 25th Anniversary County-Wide
- Provided 370+ Accommodations to Persons with Disabilities
- Reviewed 17 Accessibility Improvement Projects
- Hosted 30,650+ People at the Two Wil-O-Way's
- Operating the Wil-O-Way's at a 32.6% Self-Sufficiency Rate
- Distributed 77,000+ Newsletters (Handy-NEWS & NOTES, Rec on Deck)
- "Around The Corner w/ John McGivern" Highlighted WOW Grant






Variances 2015-2016

Office for Persons with Disabilities

	2015 Budget	2016 Budget	2016/2015 Variance
Expenditures	\$1,031,278	\$949,509	(\$81,769)
Revenues	<u>\$ 170,500</u>	<u>\$187,650</u>	<u>\$17,150</u>
Tax Levy	\$ 860,778	\$761,859	(\$98,919)
FTE Positions	3.0	2.0	(1.0)





2016 Initiatives

- Improve the ADA Accessibility to 10 Milwaukee County Owned Buildings / Locations
 - VFA Reports: 827 ADA Accessibility Projects = \$18.9 Million
- Review 25 ADA Accessibility Projects
- Increase the Self-Sufficiency Ratio of the Two Wil-O-Way Facilities
 - 2014 = 36.4%, 2013 = 34.3%
- Provide Current / Relevant ADA Information to Department Heads, Managers & Front-Line Employees

