



Wisconsin

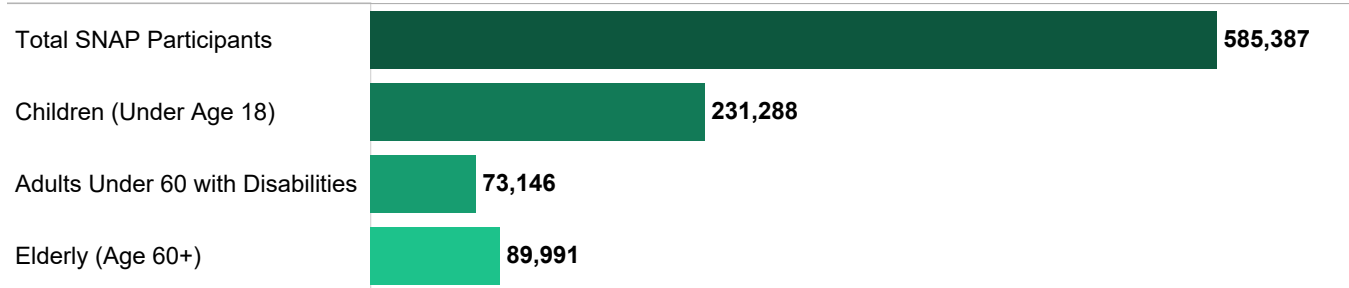
Who Participates in SNAP?

The **Supplemental Nutrition Assistance Program (SNAP)** provides food assistance for low-income individuals and households. Eligibility for SNAP and benefit levels are determined by a number of factors, including household size, income, and available resources. SNAP is available to everyone who applies and meets the eligibility requirements set by their State.

In fiscal year (FY) 2020*, **585,387** people in **304,310** households received SNAP benefits in Wisconsin (WI). The average monthly benefit was **\$104** per person.

73% of WI households receiving SNAP in FY 2020 had income at or below the poverty line.

30% of WI households receiving SNAP in FY 2020 had income from wages or work.

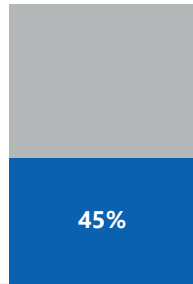


Not all who qualify for SNAP receive it.

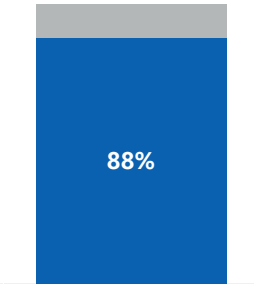
100% of all eligible people in WI received SNAP in 2019



45% of eligible elderly people in WI received SNAP in 2018



88% of eligible people in "working poor" households in WI received SNAP in 2019

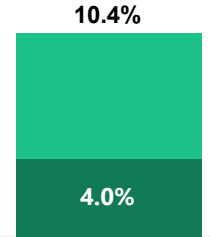
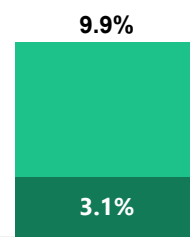


■ Participating in SNAP

■ Not Participating in SNAP

On average, 9.9% of WI households were food insecure between 2019-2021.

WI Food Insecurity Rate U.S. Food Insecurity Rate



■ Very Low Food Security ■ Low Food Security

What is SNAP's Economic Impact?



An average of **\$61 million** in SNAP benefits were issued each month in WI in FY 2020. SNAP benefits are spent on food, so they support farmers, processors, distributors, and retailers. Approximately **4,247** food retailers accept SNAP benefits in WI.

During economic downturns, every \$1 in new SNAP benefits issued can increase gross domestic product by \$1.54.

To learn more about SNAP, please visit: <https://www.fns.usda.gov/snap/supplemental-nutrition-assistance-program>.

*Data limited to Sept. 2019 - Feb. 2020 due to COVID-19-related impacts on data availability.
Data on SNAP participation and participant characteristics from fiscal year 2020 SNAP quality control data. SNAP participation rates available at <https://www.fns.usda.gov/usamap>. Food insecurity prevalence data from USDA Economic Research Service. Data on SNAP retailers from USDA's SNAP Retailer Locator. More on SNAP's economic multiplier available at <https://www.ers.usda.gov/amber-waves/2019/july/quantifying-the-impact-of-snap-benefits-on-the-u-s-economy-and-jobs/>.