

What is Milwaukee Area Workforce Funding Alliance?



WFA: consortium of private and public grantmakers and stakeholders dedicated to improving job-seeker access to quality jobs and employer access to skilled workers

Milwaukee Region

25+ WFA Members

Private
14

Public
7

Employers
5

Enhancing the WFD system

Creating benefits for both

workers & employers

1

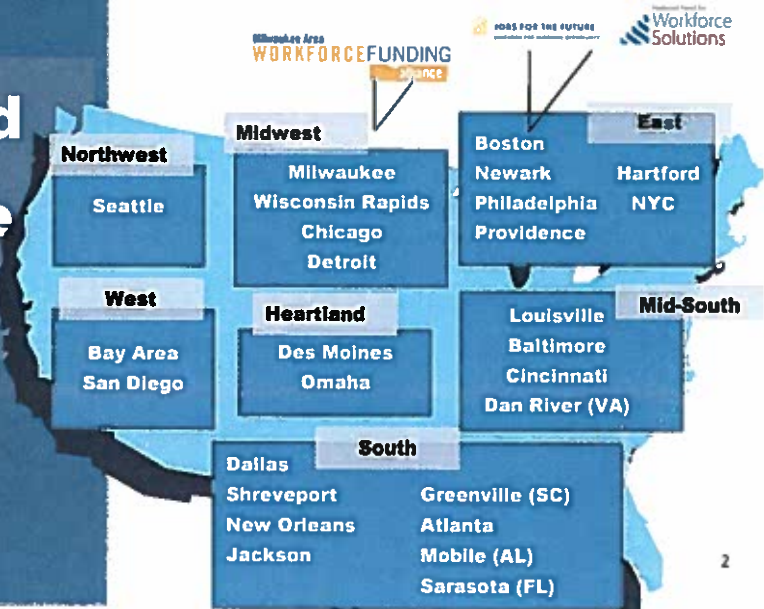
WFA

Part of a national network of Funding Collaboratives organized by

National Fund for Workforce Solutions

National Fund for Workforce Solutions

- Organizes & supports funding collaboratives across the country
- NFWS work shows that Funding Collaboratives that plan and support sector-based *Industry Partnerships* and *Systems Change* is the best way to benefit workers and employers

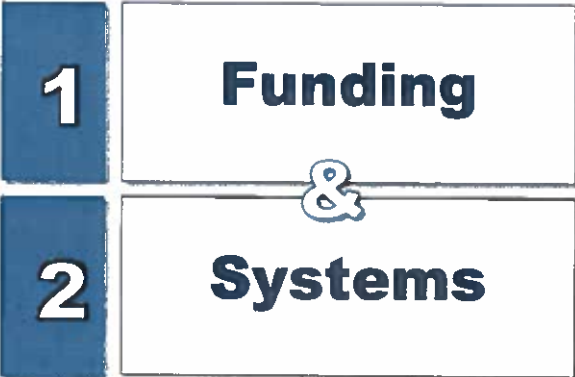


2

GOAL

Coordinate

Develop a better-coordinated workforce development system through public and private collaboration that enhances regional competitiveness



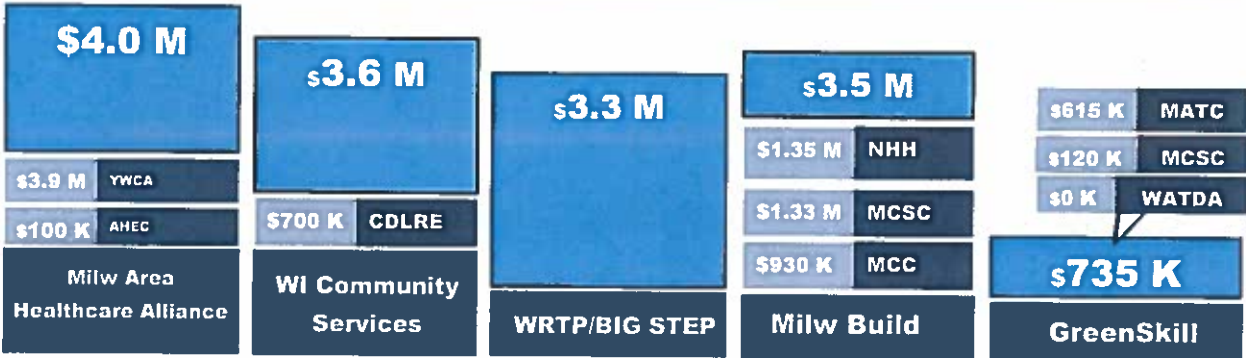
- Fund agencies, programs and projects that provide career advancement support to low income and low skilled people
- Influence cross-sector partnership and linkages that remove silos and encourage cooperation among workforce development stakeholders

STRATEGIES

Invest in Industry Partnerships (Workforce Intermediaries)

October 2008 to September 2013

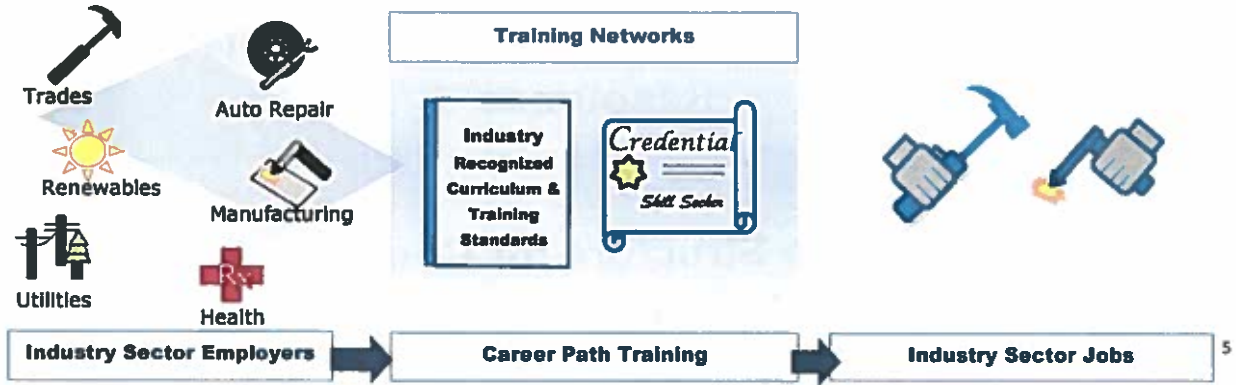
Total Invested
\$15.1 M



STRATEGIES

Use Employer-driven, Sector-based Approach

Industry Partnerships



STRATEGIES

Planning &

Investment

- 1 **Fill Gaps and Building Capacity in Industry Partnership Programs**
- &
- 2 **Eliminate Duplication of Services**

Coordinate Workforce Resources

1

Align & Leverage Public and Private Resources

&

2

Formalize Structure for Coordinated Advocacy & Funding

What has the
WFA
Accomplished
in the first
5 years?

\$77 M

Invested in local
WFD activities

- Invested over \$16 million *annually* for job preparation, training, placement & retention

\$ 3 M

attracted

- Attracted over \$3 million in National and Federal funds to Milwaukee

\$ 5 : \$1

aligned with new
Nat'l and Fed funds

- Aligned \$15 million of local funds with new National and Federal funds to support Industry Partnerships

What has WFA Accomplished with Industry Partnerships?

5,000

job seekers
assessed

- Provided assessment services to over 5,000 job-seekers

35%

earned
credential

- 35% (1,700) of individuals earned a credential

70% of

completers gained
full-time
employment

- 70% (1,150) of participants earning a credential gained full-time job placement

What has WFA Accomplished with Industry Partnerships?

Created new Entry Points to Building Trade Careers

- Developed building trades training network between Adult Build and other CBO programs and WRTP-BIG STEP, creating multiple entry-points into registered apprenticeship track employment

Created Frontline Healthcare Career Path

- Developed new employer-driven healthcare industry partnership between YWCA, Milw Area Health Education Center, and Community Health Centers and Long Term Care facilities

**What has
WFA
Accomplished
with
Industry
Partnerships?**

**Created Green Building Trades
Career Path**

- Developed career paths in Renewable Energy System Installation by coordinating activities between Milwaukee Area Technical College, Midwest Renewable Energy Association and CBO training programs

**Created Alternative Fuels
Career Path**

- Developed career paths in the advanced fuel system automotive maintenance by coordinating the activities of Wisconsin Auto and Truck Dealers Association, Milwaukee Area Technical College and CBO training programs

**What has
WFA
Accomplished
with
Industry
Partnerships?**

**Created Manufacturing
Career Path**

- Developed career paths in Manufacturing by coordinating activities between Harley-Davidson and W RTP/BIG STEP to adopt Manufacturing Standard Skills Certificate (MSSC) credential

What has WFA Accomplished Building Capacity?

\$1 million of IT upgrades to CBOs

- Facilitated Industry Partnership IT upgrades with a \$1 million donation of Microsoft software products

Prioritized aligning performance measures, data systems and performance management

- Conducted feasibility exercise on shared performance measures & data system among WFA funded programs;
- Adopted a results-based performance management framework

Organizational Assessments

- Conducted organizational assessments of 4 CBO programs leading Industry Partnerships, resulting in stronger internal operations and capacity to deliver training and services

13

What has WFA Accomplished Advocating for Policy and Systems Change?

Advocated for increased use of Public Benefits

- Conducted study on access and usage of public work supports among eligible individuals in Wisconsin compared to other States

Articulation Agreements between Technical and 4-year Colleges

- Developed new articulation agreements between local technical colleges and Aiverno College for expedited Associate Degree Nurse (ADN) to Bachelor of Science Nurse (BSN) degree program

14

What has WFA Accomplished Advocating for Policy and Systems Change?



Common Language

- Developed shared definitions of Workforce Development and 8 categories of WFD activities for WFA members to track co-investments

WFA INVESTMENT REPORTING SYSTEM

for aligned, pooled and co-invested WFD funds

- Developed tracking system for WFA Aligned, Pooled and Co-Invested funding

15



POOLED FUNDS

Helen Bader Foundation	375,500
Joseph & Vera Zilber Family Foundation	161,600
Greater Milwaukee Foundation	160,000
Milw Area Workforce Investment Board	5,000
National Fund for Workforce Solutions (fed & priv)	1,115,725
W-O-W Workforce Investment Board	35,000
The Harley-Davidson Foundation	25,000
Housing Authority of City of Milwaukee	35,100
Anne E Casey Foundation	35,000
JP Morgan Chase Foundation	180,000
Local Initiatives Support Corp Milwaukee	16,000
City CDBG /US DOL/Jobs For the Future	1,593,814
United Way of Greater Milwaukee	12,500
Northwestern Mutual Foundation	5,000
Wheaton Franciscan Services	2,600
Milw Area Technical College	1,600
CT Center for Philanthropy	10,000
TOTAL CASH RECEIVED	3,769,439

16

2008 – 2013 Pooled Cash

Federal	\$ 1,800,000
National (private)	\$ 400,000
Donor-directed	\$ 600,000
Alliance-directed	\$ 1,000,000

