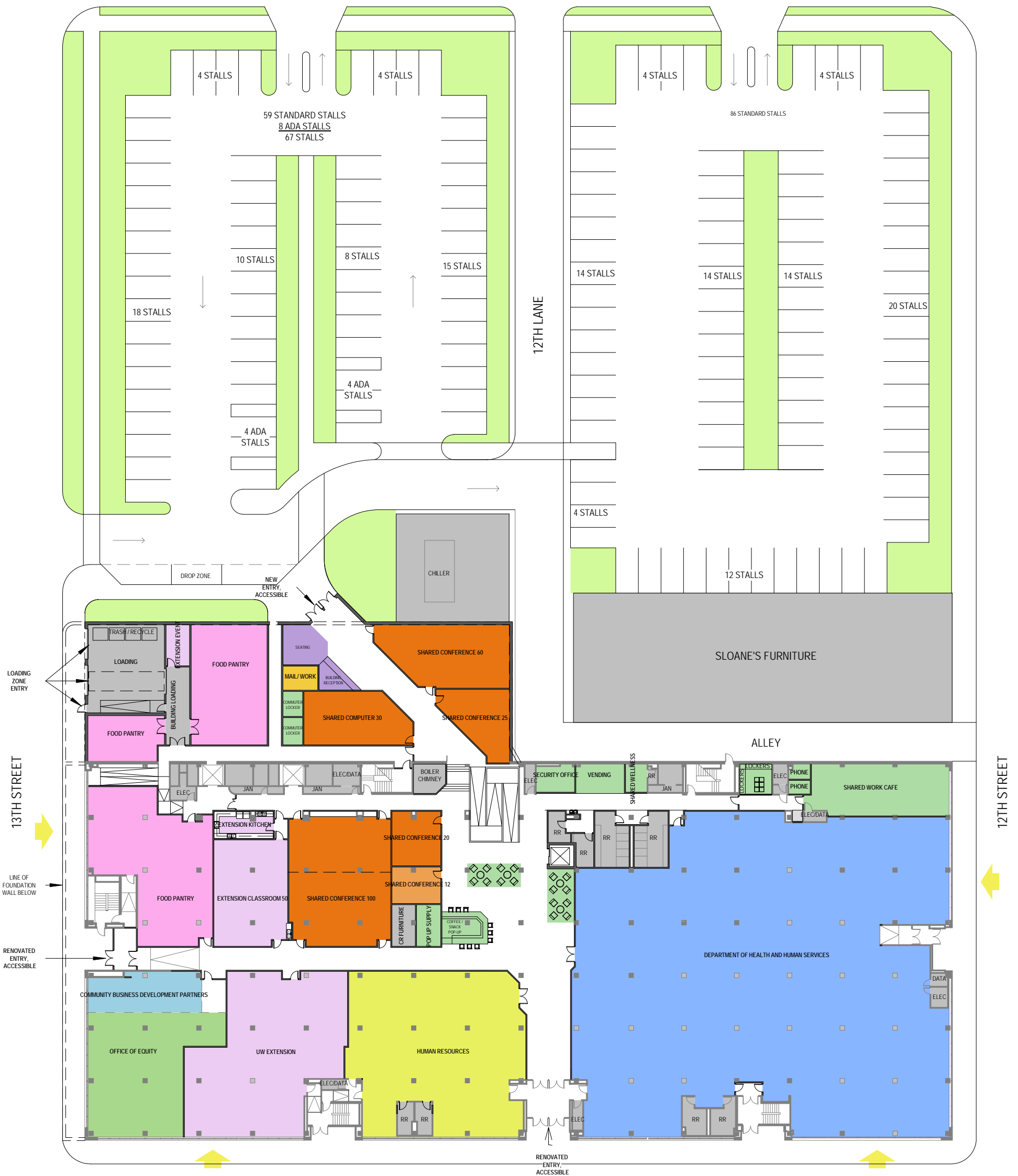


CHERRY STREET



EXISTING BUILDING + NEW ADDITION		
LEVEL B	EXISTING BUILDING	61,567 GSF
LEVEL 01	EXISTING BUILDING	50,891 GSF
	NEW ADDITION	9,580 GSF
LEVEL 02	EXISTING BUILDING	51,390 GSF
LEVEL 03	EXISTING BUILDING	51,390 GSF

VLIET STREET

LEVEL 01 - NEW SHARED SPACES	
RECEPTION AND SEATING	1
MAIL/WORK	1
LOADING	1
CASUAL COLLABORATION SPACES	2
COMPUTER LOCKER ROOM	1
VENDING AREA	1
SECURITY OFFICE	1
COFFEE / SNACK POP UP SPACE/STORAGE	2
1-PERSON PHONE ROOM	2
12-PERSON CONFERENCE ROOM	1
20-PERSON CONFERENCE ROOM	1
25-PERSON CONFERENCE ROOM	1
30-PERSON COMPUTER TRAINING ROOM	1
60-PERSON CONFERENCE ROOM	1
100-PERSON CONFERENCE ROOM	1
WORK CAFE	1
MEDITATION	1
WELLNESS	1
MEN/WOMEN MULTI-USER RESTROOMS	2
SINGLE USER RESTROOM	2

LEVEL 02 - NEW SHARED SPACES	
CASUAL COLLABORATION SPACES	2
1-PERSON PHONE ROOM	2
12-PERSON CONFERENCE ROOM	1
20-PERSON CONFERENCE ROOM	1
60-PERSON CONFERENCE ROOM	1
WORK CAFE	1
MEDITATION	1
WELLNESS	1
MEN/WOMEN MULTI-USER RESTROOMS	2
SINGLE USER RESTROOM	2

LEVEL 03 - NEW SHARED SPACES	
CASUAL COLLABORATION SPACES	2
1-PERSON PHONE ROOM	2
12-PERSON CONFERENCE ROOM	1
20-PERSON CONFERENCE ROOM	1
WORK CAFE	1
MEDITATION	1
WELLNESS	1
MEN/WOMEN MULTI-USER RESTROOMS	2
SINGLE USER RESTROOM	2

LEVEL 01 - NEW DEPARTMENTAL SPACES		32,996 SF
DEPT OF HEALTH + HUMAN SERVICES	16,901 SF	
HUMAN RESOURCES	4,161 SF	
UW EXTENSION	4,918 SF	
FOOD PANTRY	4,244 SF	
SHARED SUITE		

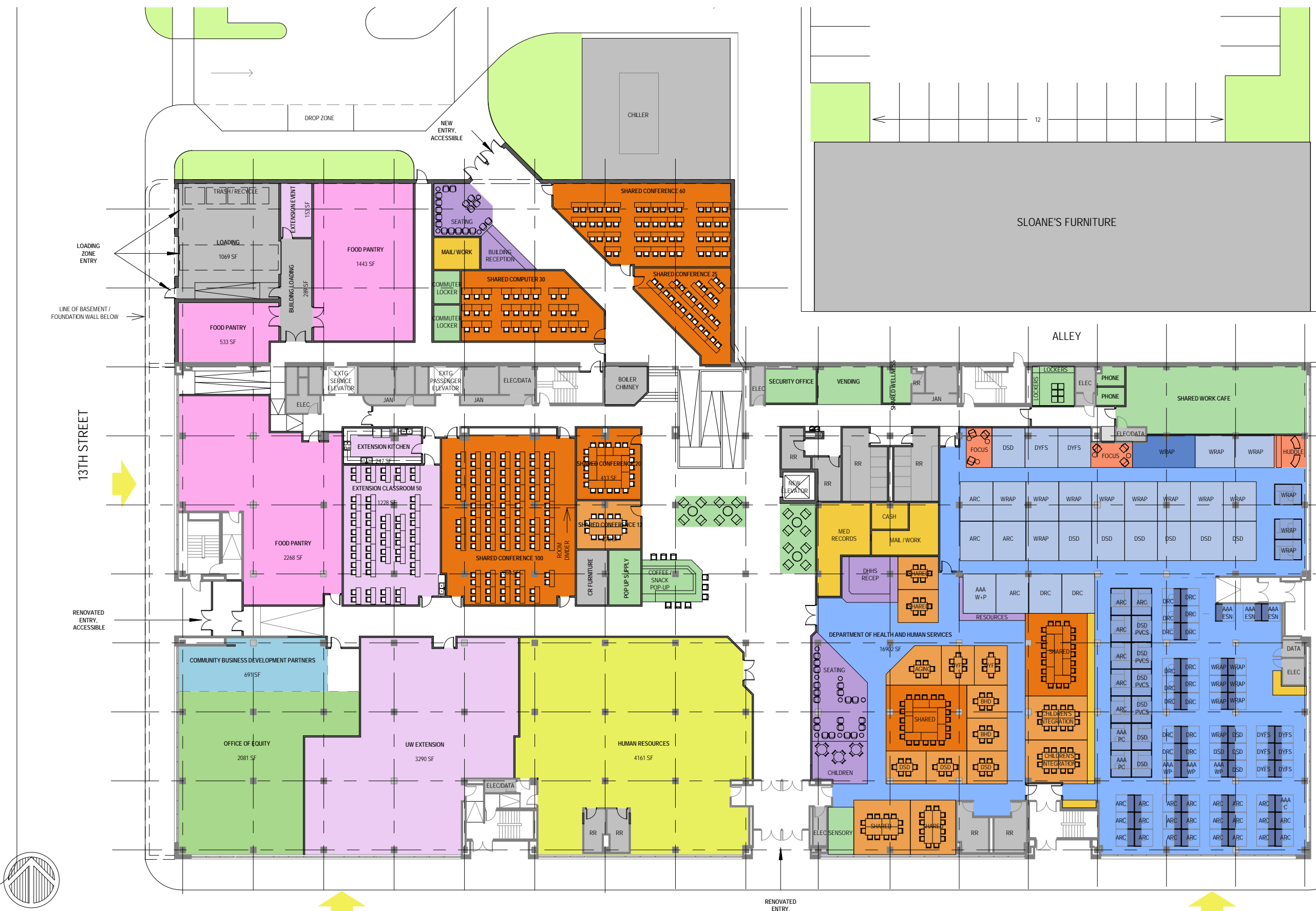
LEVEL 02 - NEW DEPARTMENTAL SPACES		33,980 SF
DEPARTMENT OF HEALTH + HUMAN SERVICES	24,669 SF	
HUMAN RESOURCES	6,999 SF	
COMPTROLLER - ASD	2,282 SF	

NEW DEPARTMENTAL SPACES		32,981 SF
SHARED SUITE		
RISK MANAGEMENT	669 SF	
INFORMATION MANAGEMENT	2,249 SF	
ECONOMIC DEVELOPMENT	1,059 SF	
PROCUREMENT	2,111 SF	
CENTRAL BUSINESS OFFICE	221 SF	
FACILITIES MANAGEMENT DIVISION	4,834 SF	
FUTURE TENANT	3,649 SF	
FUTURE TENANT	3,246 SF	
FUTURE TENANT	16,843 SF	



FIT PLAN - SITE - EXISTING BUILDING W/SURFACE PARKING

SCALE: 1" = 40'-0"



- LEGEND**
- AMENITY
 - CENTRAL BUSINESS OFFICE (CBO)
 - COMMUNITY BUSINESS DEVELOPMENT PARTNERS (CBDP)
 - COMPTROLLER - ASD
 - DEPARTMENT OF HEALTH + HUMAN SERVICES
 - ECONOMIC DEVELOPMENT
 - FACILITIES MANAGEMENT DIVISION
 - FOOD PANTRY
 - FUTURE TENANT
 - HUMAN RESOURCES
 - INFORMATION MANAGEMENT SERVICES DIVISION (IMSD)
 - OFFICE OF EQUITY
 - PHONE
 - PROCUREMENT
 - RISK MANAGEMENT
 - SHARED LARGE MEETING ROOM
 - SHARED MEDIUM CONFERENCE ROOM
 - SUPPORT
 - UW EXTENSION
 - WORK

EXISTING BUILDING + NEW ADDITION

LEVEL B	EXISTING BUILDING	61,567 GSF
LEVEL 01	EXISTING BUILDING	50,891 GSF
	NEW ADDITION	9,580 GSF
LEVEL 02	EXISTING BUILDING	51,390 GSF
LEVEL 03	EXISTING BUILDING	51,390 GSF

NEW SHARED SPACES

RECEPTION AND SEATING	1
MAIL/WORK	1
LOADING	1
CASUAL COLLABORATION SPACES	2
COMMUTER LOCKER ROOM	1
VENDING AREA	1
SECURITY OFFICE	1
COFFEE / SNACK POP-UP SPACE/ STORAGE	2
1-PERSON PHONE ROOM	2
12-PERSON CONFERENCE ROOM	1
20-PERSON CONFERENCE ROOM	1
25-PERSON CONFERENCE ROOM	1
30-PERSON COMPUTER TRAINING ROOM	1
60-PERSON CONFERENCE ROOM	1
100-PERSON CONFERENCE ROOM	1
WORK CAFE	1
MEDITATION	1
WELLNESS	1
MEN/ WOMEN MULTI-USER RESTROOMS	2
SINGLE USER RESTROOM	2

NEW DEPARTMENTAL SPACES

DEPARTMENT OF HEALTH + HUMAN SERVICES	16,901 SF
HUMAN RESOURCES	4,161 SF
UW EXTENSION	4,918 SF
FOOD PANTRY	4,244 SF
SHARED SUITE	
COMMUNITY BUS. DEVL. PARTNERS	691 SF
OFFICE OF EQUITY	2,081 SF

FIT PLAN - LEVEL 01 - EXPANDED PROGRAM
SCALE 1" = 30'-0"



- LEGEND**
- AMENITY
 - CENTRAL BUSINESS OFFICE (CBO)
 - COMMUNITY BUSINESS DEVELOPMENT PARTNERS (CBDP)
 - COMPTROLLER - ASD
 - DEPARTMENT OF HEALTH + HUMAN SERVICES
 - ECONOMIC DEVELOPMENT
 - FACILITIES MANAGEMENT DIVISION
 - FOOD PANTRY
 - FUTURE TENANT
 - HUMAN RESOURCES
 - INFORMATION MANAGEMENT SERVICES DIVISION (IMSD)
 - OFFICE OF EQUITY
 - PHONE
 - PROCUREMENT
 - RISK MANAGEMENT
 - SHARED LARGE MEETING ROOM
 - SHARED MEDIUM CONFERENCE ROOM
 - SUPPORT
 - UW EXTENSION
 - WORK



EXISTING BUILDING + NEW ADDITION

LEVEL B	EXISTING BUILDING	61,567 GSF
LEVEL 01	EXISTING BUILDING	50,891 GSF
	NEW ADDITION	9,580 GSF
LEVEL 02	EXISTING BUILDING	51,390 GSF
LEVEL 03	EXISTING BUILDING	51,390 GSF

NEW SHARED SPACES

CASUAL COLLABORATION SPACES	2
1-PERSON PHONE ROOM	2
12-PERSON CONFERENCE ROOM	1
20-PERSON CONFERENCE ROOM	1
60-PERSON CONFERENCE ROOM	1
WORK CAFE	1
MEDITATION	1
WELLNESS	1
MEN/ WOMEN MULTI-USER RESTROOMS	2
SINGLE USER RESTROOM	2

NEW DEPARTMENTAL SPACES

DEPARTMENT OF HEALTH + HUMAN SERVICES	33,980 SF
HUMAN RESOURCES	24,669 SF
COMPTROLLER - ASD	6,999 SF
	2,282 SF



FIT PLAN - LEVEL 02 - EXPANDED PROGRAM
SCALE: 1" = 30'-0"

- LEGEND**
- AMENITY
 - CENTRAL BUSINESS OFFICE (CBO)
 - COMMUNITY BUSINESS DEVELOPMENT PARTNERS (CBDP)
 - COMPTROLLER - ASD
 - DEPARTMENT OF HEALTH + HUMAN SERVICES
 - ECONOMIC DEVELOPMENT
 - FACILITIES MANAGEMENT DIVISION
 - FOOD PANTRY
 - FUTURE TENANT
 - HUMAN RESOURCES
 - INFORMATION MANAGEMENT SERVICES DIVISION (IMSD)
 - OFFICE OF EQUITY
 - PHONE
 - PROCUREMENT
 - RISK MANAGEMENT
 - SHARED LARGE MEETING ROOM
 - SHARED MEDIUM CONFERENCE ROOM
 - SUPPORT
 - UW EXTENSION
 - WORK



EXISTING BUILDING + NEW ADDITION GROSS AREA

LEVEL	TYPE	GROSS AREA (GSF)
LEVEL B	EXISTING BUILDING	61,567 GSF
LEVEL 01	EXISTING BUILDING	50,891 GSF
	NEW ADDITION	9,580 GSF
LEVEL 02	EXISTING BUILDING	51,390 GSF
LEVEL 03	EXISTING BUILDING	51,390 GSF

NEW SHARED SPACES

SPACE TYPE	QUANTITY
CASUAL COLLABORATION SPACES	2
1-PERSON PHONE ROOM	2
12-PERSON CONFERENCE ROOM	1
20-PERSON CONFERENCE ROOM	1
WORK CAFE	1
MEDITATION	1
WELLNESS	1
MEN/ WOMEN MULTI-USER RESTROOMS	2
SINGLE USER RESTROOM	2

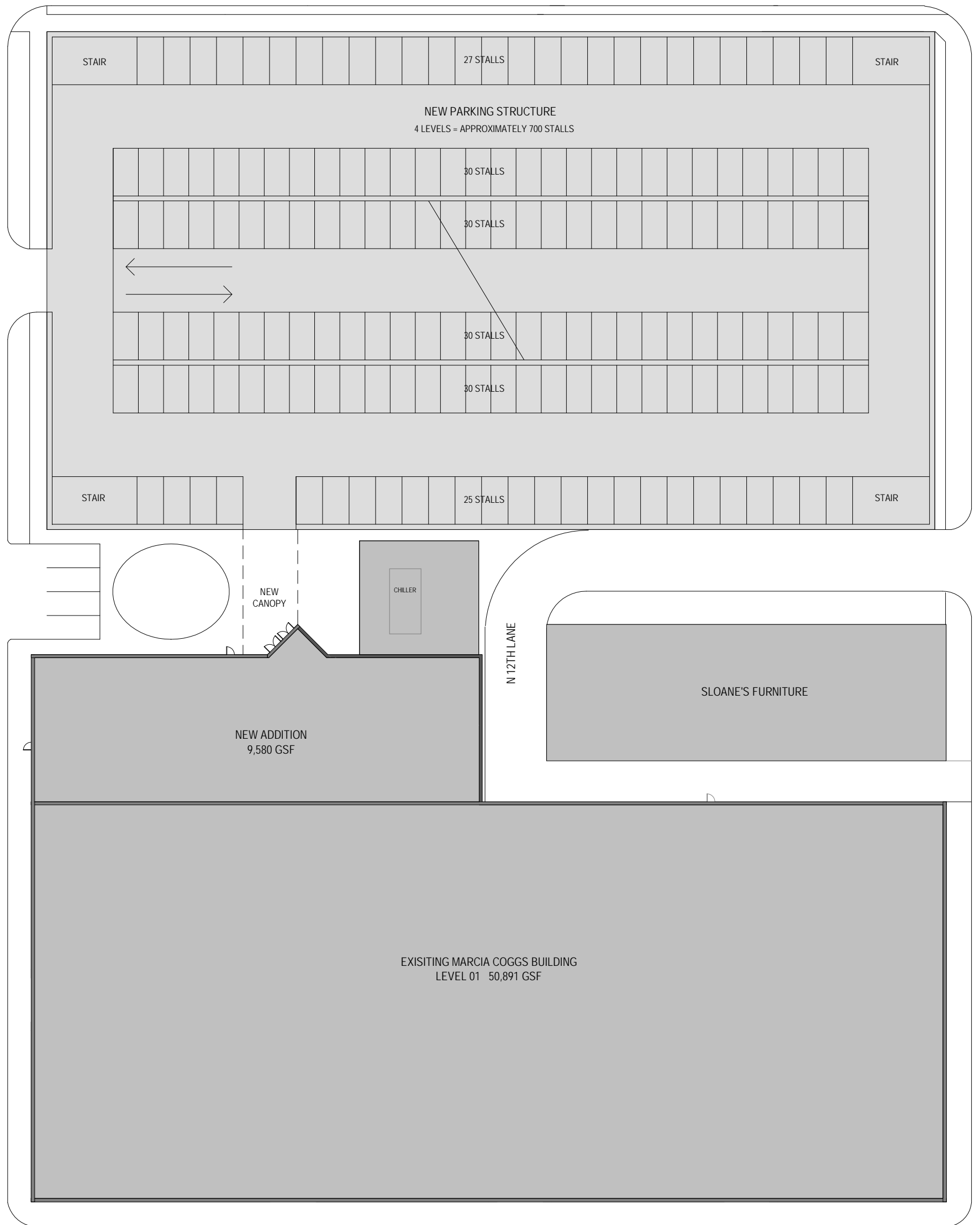
NEW DEPARTMENTAL SPACES

SPACE TYPE	AREA (SF)
SHARED SUITE	
RISK MANAGEMENT	669 SF
INFORMATION MANAGEMENT	2,249 SF
ECONOMIC DEVELOPMENT	1,059 SF
PROCUREMENT	2,111 SF
CENTRAL BUSINESS OFFICE	221 SF
FACILITIES MANAGEMENT DIVISION	4,834 SF
FUTURE TENANT	3,649 SF
FUTURE TENANT	3,246 SF
FUTURE TENANT	16,843 SF



FIT PLAN - LEVEL 03 - EXPANDED PROGRAM
SCALE 1" = 30'-0"

W CHERRY STREET



N 13TH STREET

N 12TH LANE

N 12TH STREET

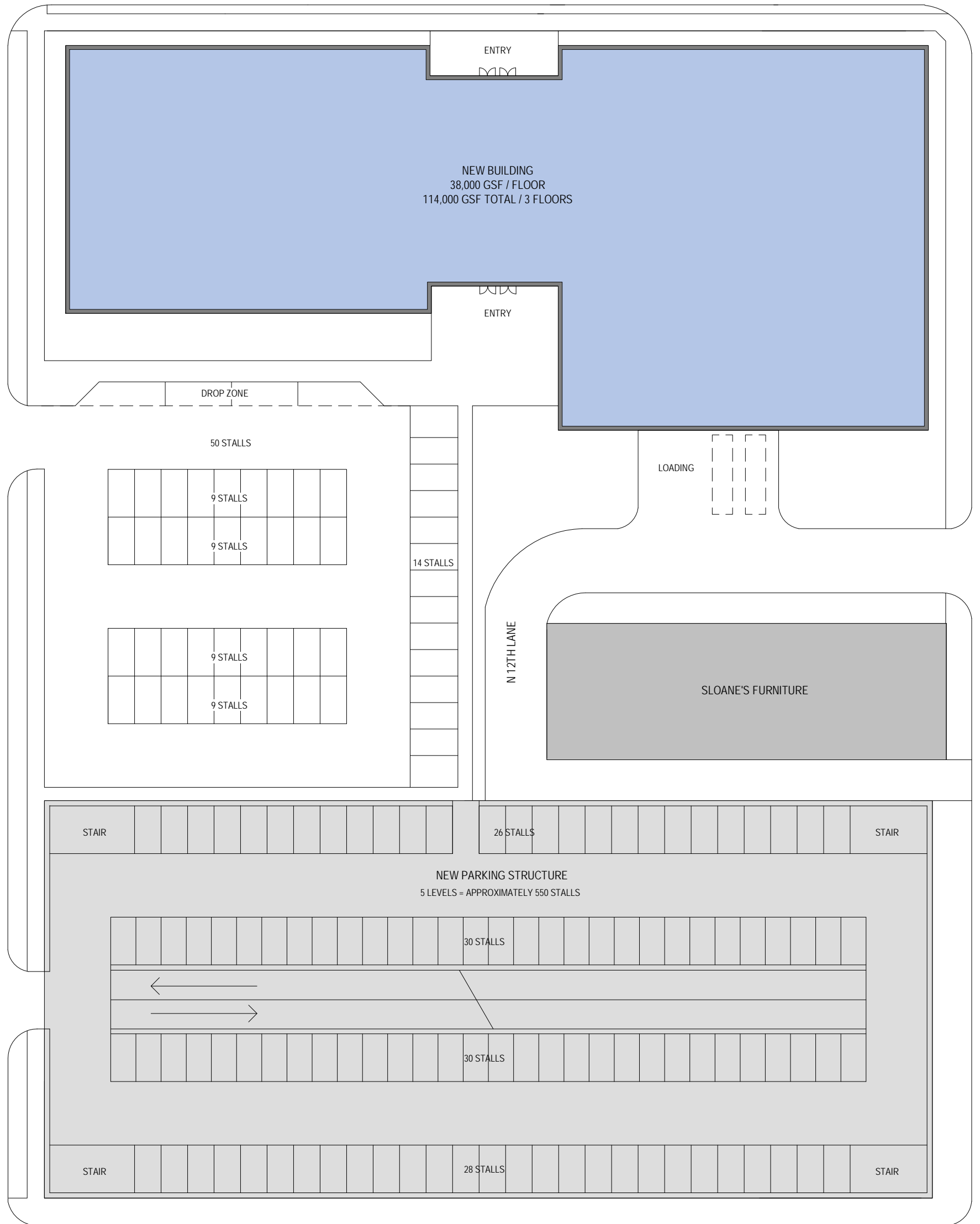
W VLIET STREET



FIT PLAN - SITE - EXISTING BUILDING W/PARKING STRUCTURE

SCALE 1" = 40'-0"

W CHERRY STREET



N 13TH STREET

N 12TH STREET

W VLIET STREET



FIT PLAN - SITE - NEW BUILDING W/PARKING STRUCTURE

SCALE 1" = 40'-0"