



# Capital Improvements Committee (CIC)



Scoring Criteria Overview

---



Scoring Criteria Edits/Updates

---

# Scoring Criteria Overview

---



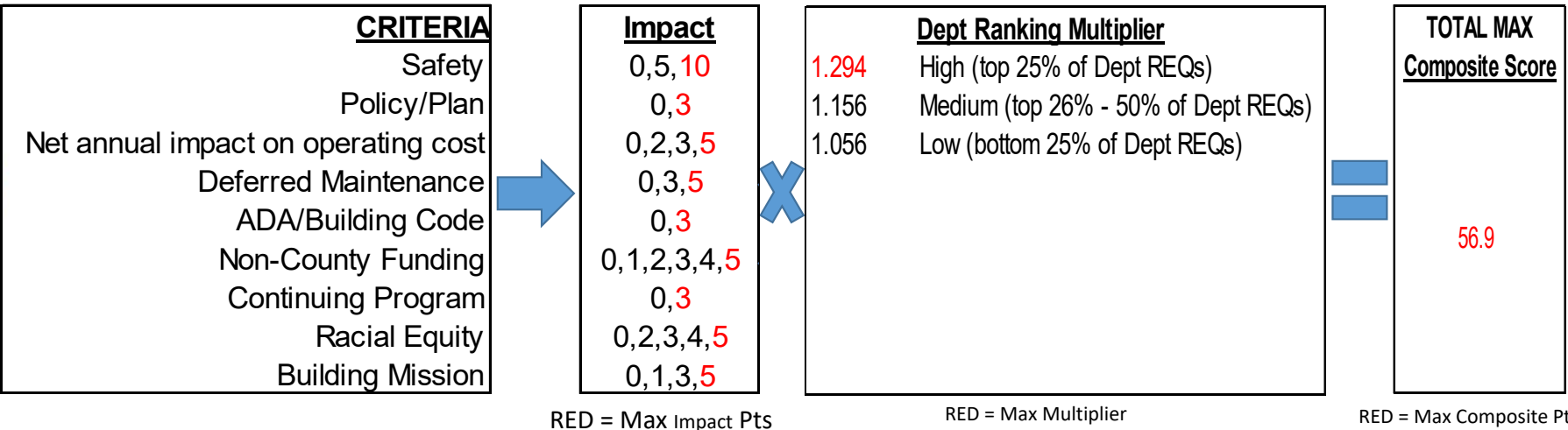
# MCO Chapter 36 – CIC Project Scoring Criteria



## 1. Chapter 36.03(b)/(c) Milwaukee County Ordinance

- ✓ Capital project scoring criteria (criteria) and prioritization
- ✓ CIC sub-committee scores projects based upon the criteria
  - Comptroller's Office – 2 staff
  - Department of Administrative Services-Office of Performance, Strategy, & Budget – 2 staff
- ✓ Prioritized capital projects report to the County Board and County Executive

# Capital Project Scoring Criteria - Detail



# Capital Project Scoring Criteria - Detail

Projects automatically receiving the highest score (i.e. 56.9):

- Mandated
  - ❖ Projects related to fed/state/local/court ordered requirements
- Contractual
  - ❖ Projects by which the County has been obligated to provide
- Ongoing-Continuing
  - ❖ Projects with previously adopted appropriations



# Capital Project Scoring Criteria - Detail



<b><u>CRITERIA</u></b>	<b><u>IMPACT</u></b>
<p><b>1.) Safety</b> – Safety – The project contributes to health, safety, welfare, and/or cyber security risk.</p>	<p><b>10 – Eliminates an existing hazard</b>  <i>Addresses an existing life-safety Hazard that is posing an immediate threat to health and safety (within the 1st year).</i></p> <p><b>5 – Eliminates a potential hazard</b>  <i>Remedies a Hazard that would pose a threat to health and safety in the future (i.e. the next 2 - 3 years), but does not demand immediate attention.</i></p> <p><b>OR</b></p> <p><b>5 – Mitigates technology cyber security risk</b>  <i>Addresses a known risk posing a security threat to County data and/or technology assets</i></p> <p><b>0 – No Safety Impact</b></p>
<p><b>2.) Policy/Plan Compliance</b> - Project needed to comply with County and/or departmental policy/plans</p>	<p><b>3 – Complies with County and/or Departmental policy or plans</b>  <i>Specifically complies with adopted policy and/or plan (i.e. included in the 5-YR plan)</i></p> <p><b>0 – No related program or policy</b></p>

# Capital Project Scoring Criteria - Detail



<u>CRITERIA</u>	<u>IMPACT</u>
<p><b>3.) Operational</b></p> <p>*NET Annual Impact on Operating Costs</p>   <p>*Deferred Maintenance</p>   <p>*ADA/Building Code</p>	<p>5 – Major impact (Reduces Div/Section Ops Costs by 25% or greater )</p> <p>3 – Moderate impact (Reduces Div/Section Ops Costs by 10% - 24%)</p> <p>2 – Minor impact (Reduces Div/Section Ops Costs by 1% - 9%)</p> <p>0 – No impact</p> <hr style="border-top: 1px dashed black;"/> <p>5 – Immediately Addresses Failing Assets</p> <p>3 – Addresses Assets anticipated to fail within the next 12 - 24 months</p> <p>0 – No impact</p> <hr style="border-top: 1px dashed black;"/> <p>3 – Addresses ADA and/or Building Code violations</p> <p>0 – No impact</p>
<p><b>4.) Non-County Funding</b></p>	<p>5 – 100%</p> <p>4 – 76% to 99%</p> <p>3 – 51% to 75%</p> <p>2 – 25% to 50%</p> <p>1 – less than 25%</p> <p>0 – 0%</p>

# Capital Project Scoring Criteria - Detail

<u>CRITERIA</u>	<u>IMPACT</u>
5.) Continuing Program -	3 – The specific sub-project (7-digit) is part of a continuing project program (5-digit)
	0 – Not part of a continuing project program (5-digit)

**Common Examples:**

1. Bus Replacement Program
2. Fleet Vehicle and Equipment Program





# Capital Project Scoring Criteria - Detail



CRITERIA	IMPACT												
<p><b>6.) Racial Equity</b></p> <table border="1" data-bbox="331 711 1037 941"> <thead> <tr> <th colspan="3" data-bbox="331 711 1037 753"><u>Racial Minority Demographic (US Census Bureau)</u></th> </tr> </thead> <tbody> <tr> <td data-bbox="331 753 569 802">American Indian</td> <td data-bbox="569 753 806 802">Asian</td> <td data-bbox="806 753 1037 802">Multi-Racial</td> </tr> <tr> <td data-bbox="331 802 569 867">Black</td> <td data-bbox="569 802 806 867">Pacific Islander</td> <td data-bbox="806 802 1037 867">Latino</td> </tr> <tr> <td colspan="2" data-bbox="331 867 569 941"></td> <td data-bbox="569 867 1037 941">Other (non-white)</td> </tr> </tbody> </table>	<u>Racial Minority Demographic (US Census Bureau)</u>			American Indian	Asian	Multi-Racial	Black	Pacific Islander	Latino			Other (non-white)	<p>5 – 76-100% minority population served (PRIMARY) OR population of Zip Code where the project is located (SECONDARY).</p> <p>4 – 51%-75% minority population served (PRIMARY) OR population of Zip Code where the project is located (SECONDARY).</p> <p>3 – 26%-50% minority population served (PRIMARY) OR population of Zip Code where the project is located (SECONDARY).</p> <p>2 – 15%-25% minority population served (PRIMARY) OR population of Zip Code where project is located (SECONDARY).</p> <p>0 – 0%-14% minority population served (PRIMARY) OR population of Zip Code where the project is located (SECONDARY).</p>
<u>Racial Minority Demographic (US Census Bureau)</u>													
American Indian	Asian	Multi-Racial											
Black	Pacific Islander	Latino											
		Other (non-white)											

# Capital Project Scoring Criteria - Detail

## CRITERIA

### 7.) Building Mission Categories

## IMPACT

5 – Project relates to a building mission 1 category  
 3 – Project relates to a building mission 2 category  
 1 – Project relates to a building mission 3 category  
 0 – Not Recommended (or HOLD) by CFP Project; Relates to a building mission 4 or 5 category



Milwaukee County

### Building Asset Mission Category Definitions

August 2018

#### Mission Category 1

- Provides 24-hour housing for people
  - correctional facilities
- Provides a work place for MC employees (> 100 people)
- Provides critical Airport services
- Provides medical services
- Provides critical Office of Emergency Management services

#### Mission Category 2

- Provides a work place for MC employees (< 100 people)
- Provides a major community service – 365 days/year
  - cultural facilities
  - zoo exhibit buildings
  - community centers
    - senior centers
    - recreation centers
- Provides a major maintenance function
  - facility maintenance shops
  - vehicle maintenance shops
- Provides a critical site mission function
  - parking structure
  - utility facilities

#### Mission Category 3

- Provides a community service – seasonal facilities
  - major park shelters
  - outdoor aquatic facilities
  - concession stands
- Provides a minor maintenance function
  - facility maintenance shops
  - vehicle maintenance shops
- Provides a minor site mission function
  - animal exhibit/holding facilities

#### Mission Category 4

- Provides a temporary work place for MC employees (< 5 people)
  - ticket booths
  - toll booths
- Provides a minor public shelter
- Provides a large storage function (minor occupancy)
  - MC vehicle storage
  - airline storage
  - warehousing

#### Mission Category 5

- Provides a small storage function (typically unoccupied)

# Existing Scoring – Example 1

Sub-Committee Workgroup								
Safety	Policy/Plan	Net Annual Impact (Ops Cost)	Deferred Maintenance	ADA/Building Code	Non-County Funding	Continuing Program	Racial Equity	Building Mission
10	3	2	3	3	0	0	0	0

Project 1

CIC Scoring Sub-Cmte Pts.
21



Dept Ranking Multiplier
1.056

REQ Department ranks this project #9 out of 10 total projects submitted this year:



TOTAL Composite Points
22.2



# Scoring Criteria Edits/Updates

---



# CIC Scoring Updates



CRITERIA	IMPACT
7.) Building Mission Categories	5 - Project relates to a building mission 1 category 3 - Project relates to a building mission 2 category 1 - Project relates to a building mission 3 category 0 - <del>Not Recommended (or HOLD) by CFP Project;</del> Relates to a building mission 4 or 5 category; <b>Building with no associated BMC</b>

Milwaukee County  
**Building Asset Mission Category Definitions**  
 August 2018

**Mission Category 1**

- Provides 24-hour housing for people
  - correctional facilities
- Provides a work place for MC employees (> 100 people)
- Provides critical Airport services
- Provides medical services
- Provides critical Office of Emergency Management services

**Mission Category 2**

- Provides a work place for MC employees (< 100 people)
- Provides a major community service – 365 days/year
  - cultural facilities
  - zoo exhibit buildings
  - community centers
    - senior centers
    - recreation centers
- Provides a major maintenance function
  - facility maintenance shops
  - vehicle maintenance shops
- Provides a critical site mission function
  - parking structure
  - utility facilities

**Mission Category 3**

- Provides a community service – seasonal facilities
  - major park shelters
  - outdoor aquatic facilities
  - concession stands
- Provides a minor maintenance function
  - facility maintenance shops
  - vehicle maintenance shops
- Provides a minor site mission function
  - animal exhibit/holding facilities

**Mission Category 4**

- Provides a temporary work place for MC employees (< 5 people)
  - ticket booths
  - toll booths
- Provides a minor public shelter
- Provides a large storage function (minor occupancy)
  - MC vehicle storage
  - airline storage
  - warehousing

**Mission Category 5**

- Provides a small storage function (typically unoccupied)

# Design First Approach + CIC Scoring Updates

## DEFINITION-

- ❖ For most projects, the design appropriations are made in one year, and then construction appropriation(s) in a subsequent year (upon completion of design).
  - Primarily AE managed projects
  - Potential future application to IMSD managed technology projects
  - Potential future application to Transportation Services managed projects (NOTE: Transportation Services follow a design first approach for a number of projects)



## REASONING-

Project and construction cost estimate efficiency:

- Established agreed upon scope/design between client dept and (project) managing dept
- Substantially completed design = construction/implementation
- Project risk mitigation (from 20% or greater down to 10%)
- Help to reduce Over/Under project budgeting that locks up County resources
- If design is not completed for a budget cycle, the construction phase will be moved out one year (or more) in the 5-Year Capital Improvement Plan

# Design First Approach + CIC Scoring Updates

## APPLICATION-

- ❖ Projects receive construction phase appropriations if cost estimates are based on completed design
  - Typical project completion estimated @ up to 3 years
    - NOTE: Design + Construction (in the same year) takes about 3 years, on average, to complete

## ROLL OUT-

- ❖ Adopted 2020 Capital Budget included a number of design only projects
- ❖ Continuation of the Design First approach being implemented for the 2021 Capital Budget development

## CIC REALTIONSHIP-

- ❖ Design + Construction requests for 2021 and CIC review (AE-managed)
  - Current: Review by CIC does not include timing of design and construction
  - Proposed Update: Review by CIC w/ possible recommendations to split design and construction into separate years
- ❖ Review of Ongoing-Continuing Projects requesting construction phase appropriation w/o completed design
  - Current: No review by CIC in determining if construction costs are based on completed design and project is ready to proceed
  - Proposed Update: Review by CIC w/ possible recommendations to move from automatic scoring of maximum points (56.9) to 0 points

