

**COUNTY OF MILWAUKEE
INTEROFFICE COMMUNICATION**

DATE : March 28, 2014

TO : Supervisor Marina Dimitrijevic, Chairwoman, County Board of Supervisors

FROM : Josh Fudge, Director of Performance, Strategy and Budget, DAS
Scott Manske, Comptroller, Office of the Comptroller

SUBJECT : **Report of 2013 Carryovers to 2014 Fiscal Year**

REQUEST

The Department of Administrative Services (DAS) and the Office of the Comptroller (Comptroller) are requesting approval of the preliminary recommended expenditures and revenues to be carried over from 2013 to 2014 in accordance with Section 32.91 of the Milwaukee County General Ordinances (Section 32.91). The DAS is required by Section 32.91 to prepare an annual report on operating and capital carryovers. The DAS and the Comptroller will submit final carryovers for approval at the May 2014 meeting of the Committee on Finance, Personnel and Audit.

DISCUSSION

For several years, the DAS has limited operating carryovers to those that are offset with non-County revenue or for extenuating circumstances. This policy has been continued for the 2013 carryover process.

Approved Carryover

Resolution File 14-127 authorized and directed the DAS and the the Comptroller to carry over \$2,675,000 for Project WO150 Courthouse Fire Project. Therefore, in the attached Carryover Schedule the balance for Project WO150 Courthouse Fire is \$2,675,000 less because the balance has already been carried over.

Operating Carryovers

Operating budget capital outlay, equipment and major maintenance appropriations recommended to be carried over from 2013 to 2014 total \$6,253,733 (These are detailed in attachment Schedule A: Appropriations – Capital Outlay/Equipment/Major Maintenance Carried Over From 2013-2014 and are detailed in Schedule B). Revenues (Schedule B) recommended to be carried over total \$8,267,299. This compares to carryovers from 2012 to 2013 of \$7,798,968 and \$12,149,591, respectively.

The majority of the operating expenditure and revenue carryover amounts are for Community Development Block Grant projects within the HOME Grant, Community

Development Block Grant and Revolving Loan Program projects within the Department of Health and Human Services – Housing Division.

Historically, the Housing Division has not budgeted the expenditure and revenues in the appropriate objects and accounts. This practice has continued without any direction toward correction. The DAS recommends that the Housing Division submit an appropriation transfer to reallocate the budgeted authority from the 2013 carryovers and the 2014 Adopted Budget to the appropriate expenditure objects and revenue accounts.

Attachment Schedule A: Appropriations – Capital Outlay/Equipment/Major Maintenance Carryovers Not Recommended for 2013 - 2014 reflects total operating major maintenance items of \$8,403,512 that have been lapsed to the general fund for 2013. This amount will be included in the year-end 2013 results.

Included in the lapsed amount is \$500,000 in the Department of Parks, Recreation and Culture in major maintenance expenditure authority for repairs to the Arid and Show Domes. Resolution File No. 14-89 authorized and directed the DAS and the Comptroller to carry over \$500,000 in the Parks major maintenance accounts from the 2013 to 2014 to provide for these repairs.

Capital Carryovers

Schedule C is included to summarize capital expenditures and revenues recommended to be carried over to 2013. Capital project fund expenditure appropriation carryovers from 2013 to 2014 total \$125,253,731 for corporate purpose projects. Associated revenues to be carried over total \$170,995,549. This compares to appropriation carryovers of \$133,289,053 for 2012 to 2013. The associated capital improvement revenue carryovers from a year ago totaled \$172,246,235. Revenues exceed expenditure carryovers due primarily to the carryover of revenues associated with expenditures already encumbered.

Airport capital improvement expenditure and revenue carryovers from 2013 to 2014 total \$59,768,199 and \$117,619,121, respectively. This compares to carryovers of \$63,475,383 in expenditures and \$97,430,494 in revenues for the Airport from 2012 to 2013.

Lapsed Unspent Bonds

Unspent bond proceeds of \$733,701 from the lapsed capital projects will be deposited into the County's debt service reserve. In addition, the DAS will work with departments to develop an appropriation transfer to utilize the lapsed bonds.

Airport Capital Results

The Airport will receive a contribution to its reserves of \$2,058,661 from the lapsed capital projects. The contribution consists of \$288,249 in cash and \$1,770,412 in Airport bond proceeds.

General Fund Impact from Capital Program

A schedule of capital improvement appropriations and revenues not recommended for carryover is also attached. Excluding Airport appropriations and revenues, \$2,636,587 will be allocated to the County's general fund in 2013. This amount reflects the lapsing of \$2,675,000 in cash from Project WO150 – Courthouse Fire. As stated above, this amount was previously approved for carry over at the February 2014 meeting of the County Board of Supervisors.


The lapsed \$2,675,000 amount was combined with a net cash deficit of \$38,413 that is primarily the result of over expenditures for major maintenance repairs for Project WO114102 – Courthouse Complex Improvements (net deficit of \$29,680) and Project WO114162 – Transit Infrastructure Improvements (net deficit of \$17,122). According to the Department, these deficit amounts could be offset with surpluses from the other major maintenance projects to be completed in 2014.


Unspent Bond Proceeds

The Comptroller is in the process of preparing the unspent bond report. The majority of the bond proceeds are Build America Bonds and must be applied towards capital improvement projects. The DAS and the Comptroller are in the process of determining the Build America Bond amount. This information will be provided in the final carryover report for the May Cycle of the Committee on Finance, Personnel and Audit.

Recommendation

The DAS and the Comptroller recommend the carryover of \$6,253,733 in operating budget expenditures and \$8,267,299 in operating revenues, \$65,485,532 in expenditures and \$53,376,428 in revenues for corporate purpose projects, \$59,768,199 in expenditures and \$117,619,121 in revenues for airport capital projects. The recommendation for lapsed items consists of \$733,701 in unspent bonds to the debt service reserve and a negative cash balance of \$38,413 to the general fund. The recommended contribution to the Airport is \$2,058,661 which consists of lapsed Airport bonds of \$1,770,412 and lapsed cash of \$288,249. These amounts represent the preliminary results. The DAS and the Comptroller will update the results and submit a final informational report in May 2014 to the Committee on Finance, Personnel and Audit.



Josh Fudge
Director of PSB

Scott Manske
Comptroller

Attachments

pc: Chris Abele, County Executive

Amber Moreen, Chief of Staff, Milwaukee County Executive

Kelly Bablitch, Chief of Staff, Milwaukee County Board

Pamela Bryant, Capital Finance Manager, Office of the Comptroller

Stephen Cady, Comptroller, Research Director

Department Heads

DAS-Fiscal Staff

Schedule A

**Appropriations – Capital Outlay/Equipment/Major Maintenance
Carried Over From 2013-2014**

SCHEDULE A
APPROPRIATIONS - CAPITAL OUTLAY/EQUIPMENT/MAJOR MAINTENANCE
CARRIED OVER FROM 2013 - 2014

(* = Indicates Related Revenue Carryover - See Schedule B)


Description	ADVANTAGE Coding					Budget Column	Department
	Fund	LowOrg	Object	RevSrc	Activity	Only	Totals
DEPT OF CHILD SUPPORT							
COMPUTER EQUIPMENT-REPL>\$500	0001	2432	8558			\$19,200.00	\$19,200.00
AIRPORT, GMIA, TIMMERMAN							
COMPUTER EQUIPMENT-NEW >\$500	0076	5041	8557			\$546,245.00	
COMPUTER EQUIPMENT-REPL>\$500	0076	5041	8558			\$414,931.00	
CAPITAL OUTLAY-CONTRA	0076	5041	8590			(\$2,791,301.00)	
MAJOR MAINT BLDG-(EXP)	0076	5045	8502			\$126,654.00	
OTHER BLDG IMPR'MT-(CAP)	0076	5045	8509			\$100,000.00	
MAJOR MAINT LAND IMP-(EXP)	0076	5045	8528			\$125,000.00	
MAJOR MAINT BLDG-(EXP)	0076	5051	8502			\$44,409.00	
OTHER BLDG IMPR'MT-(CAP)	0076	5051	8509			\$312,468.00	
LAND IMPROVEMENTS-(CAP)	0076	5051	8527			\$20,000.00	
MACH & EQUIP-REPL>\$2500	0076	5051	8551			\$64,023.00	
MAJOR MAINT LAND IMP-(EXP)	0076	5055	8528			\$56,582.00	
MACH & EQUIP-NEW>\$2500	0076	5064	8552			\$344,680.00	(\$636,309.00)
HIGHWAY MAINTENANCE							
MAJOR MAINT LAND IMP-(EXP)	0001	5130	8528			\$6,325.00	\$6,325.00
DAS--FACILITIES MANAGEMENT							
MAJOR MAINT-PERF CONTR-(EXP)	0031	5725	8503			\$190,091.00	
MAJOR MAINT-PERF CONTR-(EXP)	0031	5740	8503			\$25,709.00	
MAJOR MAINT-PERF CONTR-(EXP)	0031	6150	8503			\$264,189.00	\$479,989.00
DEPARTMENT OF FAMILY CARE							
OTH CAPITAL OUTLAY-(CAP)	0002	7991	8589			\$503,123.00	\$503,123.00
DEPT HEALTH AND HUMAN SVCS							
BLOCK GRANT EXPENDITURES	0001	8524	8774		3AB0	\$150,188.00	
REVOLVING ACCT-HOUSING	0001	8524	8779		3WPI	\$129,577.00	
REVOLVING ACCT-HOUSING	0001	8524	8779		3WMR	\$13,947.00	
REVOLVING ACCT-HOUSING	0001	8524	8779		3SUR	\$90,191.00	
REVOLVING ACCT-HOUSING	0001	8524	8779		3SMR	\$15,733.00	
REVOLVING ACCT-HOUSING	0001	8524	8779		3SBR	\$52,269.00	
REVOLVING ACCT-HOUSING	0001	8524	8779		3OCR	\$176,080.00	
REVOLVING ACCT-HOUSING	0001	8524	8779		3M13	\$376,704.00	
REVOLVING ACCT-HOUSING	0001	8524	8779		3M12	\$816,567.00	
REVOLVING ACCT-HOUSING	0001	8524	8779		3M11	\$881,725.00	
REVOLVING ACCT-HOUSING	0001	8524	8779		3M10	\$928,424.00	
REVOLVING ACCT-HOUSING	0001	8524	8779		3M09	\$996,003.00	
REVOLVING ACCT-HOUSING	0001	8524	8779		3LCW	\$82,785.00	
REVOLVING ACCT-HOUSING	0001	8524	8779		3GRR	\$49,610.00	
REVOLVING ACCT-HOUSING	0001	8524	8779		3GLR	\$16,239.00	
REVOLVING ACCT-HOUSING	0001	8524	8779		3EMR	\$144,117.00	
REVOLVING ACCT-HOUSING	0001	8524	8779		3CUR	\$14,782.00	
REVOLVING ACCT-HOUSING	0001	8524	8779			\$91,970.00	
HOUSING CAPITAL	0001	8528	8773		3T67	\$1,363.00	

SCHEDULE A
APPROPRIATIONS - CAPITAL OUTLAY/EQUIPMENT/MAJOR MAINTENANCE
CARRIED OVER FROM 2013 - 2014
 (* = Indicates Related Revenue Carryover - See Schedule B)

Description	ADVANTAGE Coding					Budget Column	Department
	Fund	LowOrg	Object	RevSrc	Activity	Only	Totals
HOUSING CAPITAL	0001	8528	8773			\$853,131.00	\$5,881,405.00
TOTAL							\$6,253,733.00

Schedule B

**Revenues – Related To Encumbrances/Capital Outlay/Equipment/Major Maintenance
Carried Over From 2013-2014**



SCHEDULE B
REVENUES - RELATED TO ENCUMBRANCES/CAPITAL OUTLAY/EQUIPMENT/MAJOR MAINTENANCE
CARRIED OVER FROM 2013 - 2014

(* = Indicates Related Revenue Carryover - See Schedule A)

Description	ADVANTAGE Coding					Budget Column Only	Department Totals
	Fund	LowOrg	Object	RevSrc	Activity		
DEPT OF CHILD SUPPORT							
COLLECTION COST CHILD SUP	0001	2432		2275		\$12,672.00	\$12,672.00
SHERIFF							
OTHER ST GRANTS & REIMBUR	0001	4064		2299		\$10,000.00	\$10,000.00
HOUSE OF CORRECTION							
PERFORMANCE CONTRACT ESCROWREV	0001	4372		4925	F3HC	\$260,739.00	\$260,739.00
AIRPORT, GMIA, TIMMERMAN							
UNDISTRIBUTED REVENUE	0076	5041		4995		\$1,658,153.00	\$1,658,153.00
HIGHWAY MAINTENANCE							
ST XWAY WINTER MAINT	0001	5190		2218		\$6,534.00	
ST EXPRESSWAY-GEN MAINTEN	0001	5190		2216		\$4,655.00	
ST TRUNK MAINTENANCE-WIN	0001	5190		2213		\$2,083.00	\$13,272.00
FLEET MANAGEMENT							
PERFORMANCE CONTRACT ESCROWREV	0030	5300		4925		\$52,028.00	\$52,028.00
TRANSIT/PARATRANSIT SYS							
OTHER FED GRANTS & REIM	0083	5605		2699	T3LV	\$365,468.00	\$365,468.00
DAS--FACILITIES MANAGEMENT							
PERFORMANCE CONTRACT ESCROWREV	0031	5725		4925		\$151,556.00	\$151,556.00
PERFORMANCE CONTRACT ESCROWREV	0031	5735		4925		\$41,905.00	\$193,461.00
DEPT HEALTH AND HUMAN SVCS							
HUD PROGRAM REVENUE	0001	8524		2631		\$788,495.00	
HUD PROGRAM REVENUE	0001	8524		2631	3M10	\$928,424.00	
HUD PROGRAM REVENUE	0001	8524		2631	3M09	\$996,003.00	
HUD PROGRAM REVENUE	0001	8524		2631	3EMR	\$120,000.00	
HUD PROGRAM REVENUE	0001	8524		2631	3SUR	\$125,025.00	
HUD PROGRAM REVENUE	0001	8524		2631	3M12	\$816,567.00	
HUD PROGRAM REVENUE	0001	8524		2631	3M11	\$881,725.00	
BLOCK GRANT REVENUE	0001	8524		2634	3AB0	\$150,188.00	
HUD ADMINISTRATIVE REVENUE	0001	8524		2632	3M13	\$19,975.00	\$4,826,402.00
HUD PROGRAM REVENUE	0001	8528		2631	3T67	\$1,363.00	
HUD PROGRAM REVENUE	0001	8528		2631	3B23	\$1,292.00	
HUD PROGRAM REVENUE	0001	8528		2631		\$809,955.00	


SCHEDULE B
 REVENUES - RELATED TO ENCUMBRANCES/CAPITAL OUTLAY/EQUIPMENT/MAJOR MAINTENANCE
 CARRIED OVER FROM 2013 - 2014

(* = Indicates Related Revenue Carryover - See Schedule A)

Description	ADVANTAGE Coding					Budget Column Only	Department Totals
	Fund	LowOrg	Object	RevSrc	Activity		
HUD ADMINISTRATIVE REVENUE	0001	8528		2632	3AM3	\$20,610.00	
HUD PROGRAM REVENUE	0001	8528		2631	3D26	\$16,242.00	
HUD PROGRAM REVENUE	0001	8528		2631	3D22	\$4,023.00	
HUD PROGRAM REVENUE	0001	8528		2631	3CA2	\$2,349.00	
HUD PROGRAM REVENUE	0001	8528		2631	3MF3	\$12,821.00	
HUD PROGRAM REVENUE	0001	8528		2631	3LE3	\$5,250.00	
HUD PROGRAM REVENUE	0001	8528		2631	3K38	\$1,199.00	
						\$41,884.00	\$5,701,506.00
TOTAL							\$8,267,299.00

Schedule A

**Appropriations – Capital Outlay/Equipment/Major Maintenance
Denied Carryovers From 2013-2014**



SCHEDULE A
APPROPRIATIONS - CAPITAL OUTLAY/EQUIPMENT/MAJOR MAINTENANCE
DENIED CARRYOVERS FROM 2013 - 2014
(* = Indicates Related Revenue Carryover - See Schedule B)

Description	ADVANTAGE Coding					Budget Column Only	Department Totals
	Fund	LowOrg	Object	RevSrc	Activity		
COUNTY BOARD							
MACH & EQUIP-REPL>\$2500	0001	1000	8551			\$8,027.00	\$8,027.00
DAS--PERSONS WITH DISABILITIES							
OTH CAPITAL OUTLAY-(CAP)	0001	1018	8589			(\$60,964.92)	
OTH CAPITAL OUTLAY-(CAP)	0001	1018	8589		DL15	\$78,000.00	\$17,035.08
HUMAN RESOURCES							
MAJOR MAINT BLDG-(EXP)	0001	1141	8502			\$4,563.02	\$4,563.02
DAS - INFORMATN MNGMNT SVC DIV							
CAPITAL OUTLAY-CONTRA	0026	1174	8590			\$7,811.46	
CAPITAL OUTLAY-CONTRA	0026	1176	8590			\$13,714.20	\$21,525.66
DAS--ECON & COMM DEVELOPMENT							
COMPUTER EQUIPMENT-REPL>\$500	0001	1199	8558			\$3,565.00	\$3,565.00
COUNTY WIDE NON-DEPT							
BUDGET ABATEMENT-CAP	0001	1985	8595			\$7,159,168.00	\$7,159,168.00
COMBINED COURT RELATED OPER							
MACH & EQUIP-REPL>\$2500	0001	2836	8551			\$7,875.00	
MACH & EQUIP-REPL>\$2500	0001	2843	8551			(\$11,150.00)	
MACH & EQUIP-REPL>\$2500	0001	2863	8551			\$7,875.00	
MACH & EQUIP-REPL>\$2500	0001	2864	8551			(\$3,786.00)	\$814.00
DEPT OF CHILD SUPPORT							
FURNITURES & FIXTR-REPL>\$2500	0001	2432	8556			\$500.00	
COMPUTER EQUIPMENT-REPL>\$500	0001	2432	8558			\$7,265.00	\$7,765.00
DEPT OF PRE-TRIAL SERVICES							
MAJOR MAINT BLDG-(EXP)	0001	2911	8502			\$18,921.00	
MAJOR MAINT BLDG-(EXP)	0001	2911	8502		F3SB	(\$18,920.82)	\$0.18
TREASURER							
MACH & EQUIP-REPL>\$2500	0001	3090	8551			\$1,093.00	\$1,093.00
SHERIFF							
OTH CAPITAL OUTLAY-(EXP)	0001	4013	8588			(\$22,000.00)	
VEHICLES-REPLACEMENT	0001	4018	8554			\$21,565.00	
MACH & EQUIP-NEW>\$2500	0001	4021	8552			\$49,171.00	
VEHICLES-NEW	0001	4021	8553			\$20,930.45	
VEHICLES-REPLACEMENT	0001	4021	8554			\$8,926.05	
MACH & EQUIP-NEW>\$2500	0001	4064	8552			\$10,000.00	\$88,592.50
HOUSE OF CORRECTION							

SCHEDULE A
APPROPRIATIONS - CAPITAL OUTLAY/EQUIPMENT/MAJOR MAINTENANCE
DENIED CARRYOVERS FROM 2013 - 2014

(* = Indicates Related Revenue Carryover - See Schedule B)

Description	ADVANTAGE Coding					Budget Column Only	Department Totals
	Fund	LowOrg	Object	RevSrc	Activity		
CAPITAL OUTLAY-LEASE PURC	0001	4372	8587			\$1.73	
							\$1.73
DISTRICT ATTORNEY							
MAJOR MAINT BLDG-(EXP)	0001	4501	8502		D1G2	(\$0.05)	
MACH & EQUIP-REPL>\$2500	0001	4501	8551		D1G2	\$1,073.00	
MACH & EQUIP-NEW>\$2500	0001	4501	8552		D1B6	\$10,500.00	
MACH & EQUIP-NEW>\$2500	0001	4501	8552		D1G2	\$3,054.00	
COMPUTER EQUIPMENT-NEW >\$500	0001	4501	8557		D1G2	\$2,363.00	
COMPUTER EQUIPMENT-REPL>\$500	0001	4501	8558		D1G2	(\$4,705.31)	
							\$12,284.64
MEDICAL EXAMINER							
MACH & EQUIP-NEW>\$2500	0001	4900	8552			(\$2,600.20)	
MACH & EQUIP-NEW>\$2500	0001	4900	8552		X1LB	\$2,600.00	
							(\$0.20)
AIRPORT, GMIA, TIMMERMAN							
BLDG/STRUCTURES NEW-(CAP)	0076	5041	8501			\$13,114.00	
BLDG/STRUCTURES NEW-(CAP)	0076	5041	8501		A1AM	\$425,000.00	
BLDG/STRUCTURES NEW-(CAP)	0076	5041	8501		A1SO	(\$124,487.00)	
MAJOR MAINT BLDG-(EXP)	0076	5041	8502			(\$14,169.75)	
MAJOR MAINT BLDG-(EXP)	0076	5041	8502		A1G3	(\$21,388.00)	
OTHER BLDG IMPR'MT-(CAP)	0076	5041	8509			\$50,000.00	
OTHER BLDG IMPR'MT-(CAP)	0076	5041	8509		A1A4	(\$65,179.00)	
MACH & EQUIP-REPL>\$2500	0076	5041	8551			\$75,000.00	
MACH & EQUIP-NEW>\$2500	0076	5041	8552		A1E0	(\$96,040.00)	
COMPUTER EQUIPMENT-NEW >\$500	0076	5041	8557			\$644,640.00	
COMPUTER EQUIPMENT-NEW >\$500	0076	5041	8557		A17C	\$34,507.26	
COMPUTER EQUIPMENT-NEW >\$500	0076	5041	8557		A1AM	(\$16,805.88)	
COMPUTER EQUIPMENT-NEW >\$500	0076	5041	8557		A1G3	(\$1,987.91)	
COMPUTER EQUIPMENT-NEW >\$500	0076	5041	8557		A1GB	(\$112,542.50)	
COMPUTER EQUIPMENT-NEW >\$500	0076	5041	8557		A1GE	(\$6,342.00)	
COMPUTER EQUIPMENT-NEW >\$500	0076	5041	8557		A1GG	(\$5,200.00)	
COMPUTER EQUIPMENT-NEW >\$500	0076	5041	8557		A1GH	(\$43,216.73)	
COMPUTER EQUIPMENT-NEW >\$500	0076	5041	8557		A1GJ	(\$8,685.00)	
COMPUTER EQUIPMENT-NEW >\$500	0076	5041	8557		A1GL	(\$7,990.00)	
COMPUTER EQUIPMENT-NEW >\$500	0076	5041	8557		A1GP	(\$33,363.00)	
COMPUTER EQUIPMENT-NEW >\$500	0076	5041	8557		A1GQ	(\$40,140.65)	
COMPUTER EQUIPMENT-NEW >\$500	0076	5041	8557		A1OP	(\$9,351.56)	
COMPUTER EQUIPMENT-NEW >\$500	0076	5041	8557		A1WQ	(\$231,848.22)	
COMPUTER EQUIPMENT-REPL>\$500	0076	5041	8558			\$150,481.65	
COMPUTER EQUIPMENT-REPL>\$500	0076	5041	8558		A17C	(\$119,425.88)	
COMPUTER EQUIPMENT-REPL>\$500	0076	5041	8558		A1A5	(\$16,855.00)	
COMPUTER EQUIPMENT-REPL>\$500	0076	5041	8558		A1AM	(\$7,744.62)	
COMPUTER EQUIPMENT-REPL>\$500	0076	5041	8558		A1G5	(\$636.00)	
COMPUTER EQUIPMENT-REPL>\$500	0076	5041	8558		A1GB	(\$252,914.75)	
COMPUTER EQUIPMENT-REPL>\$500	0076	5041	8558		A1GE	(\$33,850.86)	
COMPUTER EQUIPMENT-REPL>\$500	0076	5041	8558		A1GH	(\$2,800.00)	
COMPUTER EQUIPMENT-REPL>\$500	0076	5041	8558		A1GK	(\$7,919.00)	
COMPUTER EQUIPMENT-REPL>\$500	0076	5041	8558		A1GQ	(\$96,698.30)	
COMPUTER EQUIPMENT-REPL>\$500	0076	5041	8558		A1GT	(\$800.00)	
COMPUTER EQUIPMENT-REPL>\$500	0076	5041	8558		A1GU	(\$15,700.00)	
COMPUTER EQUIPMENT-REPL>\$500	0076	5041	8558		A1WQ	(\$27,300.00)	
CAPITAL OUTLAY-LEASE PURC	0076	5041	8587			(\$32,820.55)	
CAPITAL OUTLAY-CONTRA	0076	5041	8590			\$908,818.47	
CAP OUTLY CONTR-LEASE PUR	0076	5041	8594			\$84,509.08	
BLDG/STRUCTURES NEW-(CAP)	0076	5042	8501			\$3,132.00	

SCHEDULE A
APPROPRIATIONS - CAPITAL OUTLAY/EQUIPMENT/MAJOR MAINTENANCE
DENIED CARRYOVERS FROM 2013 - 2014
 (* = Indicates Related Revenue Carryover - See Schedule B)

Description	ADVANTAGE Coding					Budget Column Only	Department Totals
	Fund	LowOrg	Object	RevSrc	Activity		
MACH & EQUIP-REPL>\$2500	0076	5042	8551			\$50,000.00	
MACH & EQUIP-REPL>\$2500	0076	5042	8551		A1SV	(\$46,456.98)	
CAPITAL OUTLAY-CONTRA	0076	5042	8590			(\$3,543.02)	
MAJOR MAINT BLDG-(EXP)	0076	5045	8502			\$28,078.00	
MAJOR MAINT BLDG-(EXP)	0076	5045	8502		A1PK	(\$28,077.70)	
CAPITAL OUTLAY-CONTRA	0076	5045	8590			(\$79,130.00)	
BLDG/STRUCTURES NEW-(CAP)	0076	5046	8501			\$25,000.00	
BLDG/STRUCTURES NEW-(CAP)	0076	5046	8501		A19X	\$50,000.00	
MAJOR MAINT BLDG-(EXP)	0076	5046	8502			\$100,000.00	
MAJOR MAINT BLDG-(EXP)	0076	5046	8502		A19X	(\$26,946.87)	
CAPITAL OUTLAY-CONTRA	0076	5046	8590			\$1,946.87	
MAJOR MAINT BLDG-(EXP)	0076	5051	8502			\$71,093.00	
MAJOR MAINT BLDG-(EXP)	0076	5051	8502		A11A	(\$538.78)	
MAJOR MAINT BLDG-(EXP)	0076	5051	8502		A1MJ	(\$1,917.32)	
MAJOR MAINT BLDG-(EXP)	0076	5051	8502		A1S1	(\$47,319.00)	
MAJOR MAINT BLDG-(EXP)	0076	5051	8502		A1SD	(\$593.20)	
MAJOR MAINT BLDG-(EXP)	0076	5051	8502		A1SL	(\$20,725.03)	
OTHER BLDG IMPR'MT-(CAP)	0076	5051	8509			\$283,001.00	
OTHER BLDG IMPR'MT-(CAP)	0076	5051	8509		A17F	(\$10,454.69)	
OTHER BLDG IMPR'MT-(CAP)	0076	5051	8509		A1SB	(\$251,956.38)	
OTHER BLDG IMPR'MT-(CAP)	0076	5051	8509		A1SL	(\$5,000.55)	
LAND IMPROVEMENTS-(CAP)	0076	5051	8527			\$270,861.00	
LAND IMPROVEMENTS-(CAP)	0076	5051	8527		A17M	(\$120,197.56)	
LAND IMPROVEMENTS-(CAP)	0076	5051	8527		A1E1	(\$122,065.00)	
MACH & EQUIP-REPL>\$2500	0076	5051	8551			\$63,655.00	
MACH & EQUIP-REPL>\$2500	0076	5051	8551		A1E0	(\$2,474.84)	
MACH & EQUIP-REPL>\$2500	0076	5051	8551		A1M3	(\$7,500.00)	
MACH & EQUIP-REPL>\$2500	0076	5051	8551		A1MB	(\$39,457.30)	
MACH & EQUIP-REPL>\$2500	0076	5051	8551		A1SL	(\$14,222.59)	
MACH & EQUIP-NEW>\$2500	0076	5051	8552			\$52,500.00	
CAPITAL OUTLAY-LEASE PURC	0076	5051	8587			\$416,171.79	
CAPITAL OUTLAY-LEASE PURC	0076	5051	8587		A1M3	(\$51,360.32)	
CAPITAL OUTLAY-CONTRA	0076	5051	8590			(\$974,802.83)	
MAJOR MAINT LAND IMP-(EXP)	0076	5055	8528			\$72,976.00	
MAJOR MAINT LAND IMP-(EXP)	0076	5055	8528		A1EV	(\$72,976.21)	
MACH & EQUIP-REPL>\$2500	0076	5062	8551			\$45,000.00	
MACH & EQUIP-REPL>\$2500	0076	5062	8551		A1FF	(\$48,685.57)	
MACH & EQUIP-NEW>\$2500	0076	5062	8552			\$62,067.00	
MACH & EQUIP-NEW>\$2500	0076	5062	8552		A17C	(\$11,609.58)	
MACH & EQUIP-NEW>\$2500	0076	5062	8552		A1FF	(\$24,200.00)	
MACH & EQUIP-NEW>\$2500	0076	5062	8552		A1GX	(\$16,514.04)	
MACH & EQUIP-NEW>\$2500	0076	5062	8552		A1WQ	\$355.00	
CAPITAL OUTLAY-CONTRA	0076	5062	8590			(\$10,789.08)	
MACH & EQUIP-NEW>\$2500	0076	5064	8552			\$4,600.00	
MACH & EQUIP-NEW>\$2500	0076	5064	8552		A1S7	(\$4,600.20)	
CAPITAL OUTLAY-CONTRA	0076	5064	8590			(\$326,405.80)	
							\$161,784.52
HIGHWAY MAINTENANCE							
MAJOR MAINT LAND IMP-(EXP)	0001	5130	8528			\$2,649.29	
MAJOR MAINT LAND IMP-(EXP)	0001	5130	8528		TXLD	(\$2,648.88)	
MACH & EQUIP-REPL>\$2500	0001	5180	8551		H500	(\$6,362.78)	
MAJOR MAINTENANCE-EQUIP (EXP)	0001	5180	8559			\$5,100.00	
MAJOR MAINT BLDG-(EXP)	0001	5190	8502			\$5,000.00	
MAJOR MAINT LAND IMP-(EXP)	0001	5190	8528			\$10,000.00	
MACH & EQUIP-REPL>\$2500	0001	5190	8551			\$11,082.00	
MACH & EQUIP-REPL>\$2500	0001	5190	8551		H500	(\$20,420.00)	

SCHEDULE A
APPROPRIATIONS - CAPITAL OUTLAY/EQUIPMENT/MAJOR MAINTENANCE
DENIED CARRYOVERS FROM 2013 - 2014
 (* = Indicates Related Revenue Carryover - See Schedule B)

Description	ADVANTAGE Coding					Budget Column Only	Department Totals
	Fund	LowOrg	Object	RevSrc	Activity		
							\$4,399.63
<u>FLEET MANAGEMENT</u>							
COMPUTER EQUIPMENT-REPL>\$500	0030	5300	8558			(\$1,336.00)	
CAPITAL OUTLAY-LEASE PURC	0030	5300	8587			\$1.26	
							(\$1,334.74)
<u>DAS--UTILITIES</u>							
MAJOR MAINT BLDG-(EXP)	0029	5745	8502			\$10,000.00	
MAJOR MAINT BLDG-(EXP)	0029	5746	8502			\$630,647.00	
MAJOR MAINT BLDG-(EXP)	0029	5746	8502		F3UT	(\$669,880.82)	
MAJOR MAINT BLDG-(EXP)	0029	5746	8502		F3Y0	(\$13,733.30)	
CAPITAL OUTLAY-CONTRA	0029	5746	8590			\$262,339.63	
MAJOR MAINT BLDG-(EXP)	0029	5748	8502			\$58,705.00	
MAJOR MAINT BLDG-(EXP)	0029	5748	8502		F3UT	(\$15,462.99)	
CAPITAL OUTLAY-CONTRA	0029	5748	8590			\$5,852.80	
							\$268,467.32
<u>TRANSIT/PARATRANSIT SYS</u>							
MAJOR MAINT BLDG-(EXP)	0083	5605	8502			\$2,515.29	
MAJOR MAINT LAND IMP-(EXP)	0083	5605	8528			\$3,280.00	
MACH & EQUIP-REPL>\$2500	0083	5605	8551			\$61,714.00	
MACH & EQUIP-NEW>\$2500	0083	5605	8552			\$10,944.00	
COMPUTER EQUIPMENT-NEW >\$500	0083	5605	8557			(\$86,748.70)	
COMPUTER EQUIPMENT-REPL>\$500	0083	5605	8558			\$235,206.48	
MS TR STUDY PLAN & CONSTR	0083	5605	8580			\$187,500.00	
CAPITAL OUTLAY-CONTRA	0083	5605	8590			(\$784,146.80)	
							(\$369,735.73)
<u>DAS--FACILITIES MANAGEMENT</u>							
MAJOR MAINT BLDG-(EXP)	0031	5702	8502			\$105,000.00	
MAJOR MAINT BLDG-(EXP)	0031	5702	8502		F3CJ	(\$10,200.00)	
MACH & EQUIP-REPL>\$2500	0031	5702	8551			\$4,990.00	
MAJOR MAINT BLDG-(EXP)	0031	5725	8502			\$36,269.00	
MAJOR MAINT BLDG-(EXP)	0031	5725	8502		F3CH	(\$2,430.00)	
MAJOR MAINT BLDG-(EXP)	0031	5725	8502		F3CJ	(\$47,094.00)	
MAJOR MAINT BLDG-(EXP)	0031	5725	8502		F3SA	(\$1,360.00)	
MAJOR MAINT BLDG-(EXP)	0031	5725	8502		F3SB	(\$495.00)	
MAJOR MAINT BLDG-(EXP)	0031	5725	8502		F3W9	(\$2,395.01)	
MAJOR MAINT-PERF CONTR-(EXP)	0031	5725	8503			\$77,871.00	
CAPITAL OUTLAY-LEASE PURC	0031	5725	8587			\$195,175.00	
CAPITAL OUTLAY-LEASE PURC	0031	5725	8587		F3HA	(\$195,174.62)	
MAJOR MAINT-PERF CONTR-(EXP)	0031	5735	8503			\$130,540.00	
MAJOR MAINT-PERF CONTR-(EXP)	0031	5735	8503		F3CC	(\$130,540.00)	
MAJOR MAINT BLDG-(EXP)	0031	5736	8502		F3W9	(\$21,910.00)	
MAJOR MAINT BLDG-(EXP)	0031	5738	8502			\$1,932.00	
MAJOR MAINT-PERF CONTR-(EXP)	0031	5740	8503			\$0.51	
MAJOR MAINT LAND IMP-(EXP)	0031	5741	8528			\$19,666.38	
							\$159,845.26
<u>DHHS - BEHAVIORAL HEALTH DIV</u>							
MACH & EQUIP-REPL>\$2500	0077	6312	8551			\$30,000.00	
MACH & EQUIP-NEW>\$2500	0077	6312	8552			\$3,762.52	
COMPUTER EQUIPMENT-NEW >\$500	0077	6312	8557			(\$155,185.00)	
COMPUTER EQUIPMENT-REPL>\$500	0077	6336	8558			\$533.00	
MAJOR MAINT BLDG-(EXP)	0077	6363	8502			\$20,000.00	
MACH & EQUIP-REPL>\$2500	0077	6363	8551			\$33,750.00	
MACH & EQUIP-NEW>\$2500	0077	6363	8552			\$13,230.00	

SCHEDULE A
APPROPRIATIONS - CAPITAL OUTLAY/EQUIPMENT/MAJOR MAINTENANCE
DENIED CARRYOVERS FROM 2013 - 2014

(* = Indicates Related Revenue Carryover - See Schedule B)

Description	ADVANTAGE Coding					Budget Column Only	Department Totals
	Fund	LowOrg	Object	RevSrc	Activity		
MACH & EQUIP-REPL>\$2500	0077	6364	8551			\$35,000.00	
MACH & EQUIP-NEW>\$2500	0077	6364	8552			\$20,000.00	
MACH & EQUIP-REPL>\$2500	0077	6373	8551			\$8,125.00	
MACH & EQUIP-NEW>\$2500	0077	6373	8552			\$38,250.00	
MACH & EQUIP-REPL>\$2500	0077	6443	8551			\$20,970.00	
MACH & EQUIP-NEW>\$2500	0077	6443	8552			(\$5,119.00)	
MACH & EQUIP-NEW>\$2500	0077	6474	8552			\$25,000.00	
MACH & EQUIP-NEW>\$2500	0077	6503	8552			\$81,260.71	
MAJOR MAINT BLDG-(EXP)	0077	6514	8502			(\$9,774.09)	
MAJOR MAINT BLDG-(EXP)	0077	6532	8502			(\$50,291.65)	
MACH & EQUIP-REPL>\$2500	0077	6532	8551			\$20,000.00	
MACH & EQUIP-NEW>\$2500	0077	6532	8552			(\$141,092.00)	
MAJOR MAINT BLDG-(EXP)	0077	6533	8502			\$80,621.22	
COMPUTER EQUIPMENT-NEW >\$500	0077	6556	8557			(\$35,742.00)	
MACH & EQUIP-REPL>\$2500	0077	6673	8551			(\$6,442.00)	
FURNITURE & FIXTURES-NEW>\$2500	0077	6673	8555			(\$5,654.00)	
							\$21,202.71
DEPARTMENT ON AGING							
MACH & EQUIP-NEW>\$2500	0001	7932	8552			\$0.02	
OTH CAPITAL OUTLAY-(CAP)	0001	7934	8589			\$53,920.79	
COMPUTER EQUIPMENT-REPL>\$500	0001	7961	8558			(\$1,284.00)	
COMPUTER EQUIPMENT-REPL>\$500	0001	7962	8558			(\$2,568.00)	
COMPUTER EQUIPMENT-REPL>\$500	0001	7967	8558			(\$2,568.00)	
							\$47,500.81
DEPARTMENT OF FAMILY CARE							
MACH & EQUIP-NEW>\$2500	0002	7991	8552			\$4,700.00	
COMPUTER EQUIPMENT-REPL>\$500	0002	7991	8558			\$2,937.30	
OTH CAPITAL OUTLAY-(CAP)	0002	7991	8589			\$32,500.00	
							\$40,137.30
DEPT HEALTH AND HUMAN SVCS							
COMPUTER EQUIPMENT-NEW >\$500	0001	8212	8557			(\$1,549.00)	
MAJOR MAINT BLDG-(EXP)	0001	8244	8502			\$19,000.00	
MAJOR MAINT-PERF CONTR-(EXP)	0001	8244	8503			\$226,803.00	
MAJOR MAINT-PERF CONTR-(EXP)	0001	8244	8503		HOBE	(\$18,129.99)	
COMPUTER EQUIPMENT-NEW >\$500	0001	8244	8557			(\$214.00)	
CAPITAL OUTLAY-LEASE PURC	0001	8244	8587		F3HA	\$46,663.00	
CAPITAL OUTLAY-LEASE PURC	0001	8244	8587		H9HA	(\$46,662.94)	
COMPUTER EQUIPMENT-NEW >\$500	0001	8305	8557			\$24,418.00	
MAJOR MAINT BLDG-(EXP)	0001	8921	8502			(\$95,209.39)	
MACH & EQUIP-REPL>\$2500	0001	8921	8551			(\$44,579.13)	
COMPUTER EQUIPMENT-REPL>\$500	0001	8921	8558			\$7,989.11	
							\$118,528.66
PARKS DEPARTMENT							
OTH CAPITAL OUTLAY-(EXP)	0001	9035	8588			\$2,800.00	
OTH CAPITAL OUTLAY-(EXP)	0001	9035	8588		KGCH	(\$9,900.00)	
OTH CAPITAL OUTLAY-(EXP)	0001	9035	8588		KREC	(\$2,800.00)	
OTH CAPITAL OUTLAY-(EXP)	0001	9036	8588		KGCH	(\$4,300.80)	
OTH CAPITAL OUTLAY-(EXP)	0001	9036	8588		KGLF	(\$12,718.00)	
OTH CAPITAL OUTLAY-(EXP)	0001	9120	8588			\$615,952.00	
OTH CAPITAL OUTLAY-(EXP)	0001	9120	8588		KBOT	(\$15,000.00)	
OTH CAPITAL OUTLAY-(EXP)	0001	9120	8588		KDAM	(\$15,237.31)	
OTH CAPITAL OUTLAY-(EXP)	0001	9125	8588			\$31,845.00	
OTH CAPITAL OUTLAY-(EXP)	0001	9125	8588		KBOY	(\$31,166.00)	
OTH CAPITAL OUTLAY-(EXP)	0001	9125	8588		KDOG	(\$27,121.91)	


SCHEDULE A
APPROPRIATIONS - CAPITAL OUTLAY/EQUIPMENT/MAJOR MAINTENANCE
DENIED CARRYOVERS FROM 2013 - 2014

(* = Indicates Related Revenue Carryover - See Schedule B)

Description	ADVANTAGE Coding					Budget Column	Department
	Fund	LowOrg	Object	RevSrc	Activity	Only	Totals
OTH CAPITAL OUTLAY-(EXP)	0001	9125	8588		KPAL	(\$200.00)	
OTH CAPITAL OUTLAY-(EXP)	0001	9125	8588		KPWD	(\$395.00)	
OTH CAPITAL OUTLAY-(EXP)	0001	9125	8588		KWYL	(\$3,335.34)	
OTH CAPITAL OUTLAY-(EXP)	0001	9136	8588		KDOG	(\$48,380.00)	
OTH CAPITAL OUTLAY-(EXP)	0001	9136	8588		KPAL	(\$746.00)	
OTH CAPITAL OUTLAY-(EXP)	0001	9137	8588		KMSP	(\$16,307.00)	
OTH CAPITAL OUTLAY-(EXP)	0001	9155	8588			\$118,242.00	
OTH CAPITAL OUTLAY-(EXP)	0001	9155	8588		KBOT	(\$2,811.85)	
OTH CAPITAL OUTLAY-(EXP)	0001	9155	8588		KPAL	(\$37,342.80)	
OTH CAPITAL OUTLAY-(EXP)	0001	9155	8588		KPWD	(\$38,200.00)	
OTH CAPITAL OUTLAY-(EXP)	0001	9155	8588		KSVB	(\$8,500.67)	
OTH CAPITAL OUTLAY-(EXP)	0001	9155	8588		KWYL	(\$60,909.85)	
OTH CAPITAL OUTLAY-(EXP)	0001	9166	8588			(\$26,949.28)	
OTH CAPITAL OUTLAY-(EXP)	0001	9166	8588		KPRK	(\$2,600.00)	
MAJOR MAINT-PERF CONTR-(EXP)	0001	9167	8503			\$33,219.00	
MAJOR MAINT-PERF CONTR-(EXP)	0001	9167	8503		KPP7	(\$33,218.01)	
OTH CAPITAL OUTLAY-(EXP)	0001	9167	8588		KPSW	(\$2,669.75)	
OTH CAPITAL OUTLAY-(EXP)	0001	9168	8588			\$23,676.00	
OTH CAPITAL OUTLAY-(EXP)	0001	9168	8588		KCOR	(\$2,738.00)	
OTH CAPITAL OUTLAY-(EXP)	0001	9168	8588		KGLF	(\$18,787.62)	
OTH CAPITAL OUTLAY-(EXP)	0001	9168	8588		KREC	(\$1,907.50)	
OTH CAPITAL OUTLAY-(EXP)	0001	9168	8588		KRNK	(\$4,808.32)	
OTH CAPITAL OUTLAY-(EXP)	0001	9168	8588		KWYL	(\$405.00)	
OTH CAPITAL OUTLAY-(EXP)	0001	9176	8588			\$3,068.00	
OTH CAPITAL OUTLAY-(EXP)	0001	9176	8588		KDME	(\$91,000.00)	
OTH CAPITAL OUTLAY-(EXP)	0001	9176	8588		KHBD	(\$362.00)	
OTH CAPITAL OUTLAY-(EXP)	0001	9199	8588		KADM	(\$14,091.00)	
OTH CAPITAL OUTLAY-(EXP)	0001	9199	8588		KGCH	(\$6,875.00)	
OTH CAPITAL OUTLAY-(EXP)	0001	9199	8588		KWAR	(\$23,028.21)	
OTH CAPITAL OUTLAY-(EXP)	0001	9199	8588		KWYL	(\$2,073.85)	
OTH CAPITAL OUTLAY-(EXP)	0001	9420	8588			\$14,940.00	
OTH CAPITAL OUTLAY-(EXP)	0001	9420	8588		KFWK	(\$2,000.15)	
OTH CAPITAL OUTLAY-(EXP)	0001	9420	8588		KLGN	(\$21,850.00)	
OTH CAPITAL OUTLAY-(EXP)	0001	9420	8588		KMGT	(\$7,001.35)	
OTH CAPITAL OUTLAY-(EXP)	0001	9420	8588		KWYL	(\$14,000.00)	
CAPITAL OUTLAY-LEASE PURC	0001	9430	8587			\$158,121.80	
CAPITAL OUTLAY-LEASE PURC	0001	9430	8587		KPHA	(\$158,121.80)	
OTH CAPITAL OUTLAY-(EXP)	0001	9430	8588			\$595,045.00	
OTH CAPITAL OUTLAY-(EXP)	0001	9430	8588		KADM	(\$8,322.13)	
OTH CAPITAL OUTLAY-(EXP)	0001	9430	8588		KBAS	(\$20,467.50)	
OTH CAPITAL OUTLAY-(EXP)	0001	9430	8588		KCOR	(\$1,730.00)	
OTH CAPITAL OUTLAY-(EXP)	0001	9430	8588		KDOG	(\$446.00)	
OTH CAPITAL OUTLAY-(EXP)	0001	9430	8588		KFCE	(\$4,925.00)	
OTH CAPITAL OUTLAY-(EXP)	0001	9430	8588		KFCS	(\$2,704.51)	
OTH CAPITAL OUTLAY-(EXP)	0001	9430	8588		KGLF	(\$2,420.76)	
OTH CAPITAL OUTLAY-(EXP)	0001	9430	8588		KPAL	(\$61,210.66)	
OTH CAPITAL OUTLAY-(EXP)	0001	9430	8588		KPMW	(\$7,217.00)	
OTH CAPITAL OUTLAY-(EXP)	0001	9430	8588		KPSW	(\$61,506.82)	
OTH CAPITAL OUTLAY-(EXP)	0001	9430	8588		KWAR	(\$3,920.36)	
OTH CAPITAL OUTLAY-(EXP)	0001	9430	8588		KWYL	(\$150,812.02)	
							\$501,366.67
ZOOLOGICAL DEPARTMENT							
MACH & EQUIP-REPL>\$2500	0001	9511	8551			\$13,000.00	
MACH & EQUIP-REPL>\$2500	0001	9512	8551			\$18,500.00	
MACH & EQUIP-NEU>\$2500	0001	9512	8552			(\$7,775.31)	
MACH & EQUIP-REPL>\$2500	0001	9519	8551			\$6,356.64	
MAJOR MAINT BLDG-(EXP)	0001	9522	8502			(\$1,699.12)	

SCHEDULE A
APPROPRIATIONS - CAPITAL OUTLAY/EQUIPMENT/MAJOR MAINTENANCE
DENIED CARRYOVERS FROM 2013 - 2014
 (* = Indicates Related Revenue Carryover - See Schedule B)

Description	ADVANTAGE Coding					Budget Column Only	Department Totals
	Fund	LowOrg	Object	RevSrc	Activity		
MACH & EQUIP-NEW>\$2500	0001	9523	8552			\$7,000.00	
COMPUTER EQUIPMENT-NEW >\$500	0001	9523	8557			(\$2,432.00)	
MACH & EQUIP-REPL>\$2500	0001	9524	8551			\$17,200.00	
MACH & EQUIP-NEW>\$2500	0001	9524	8552			(\$14,375.52)	
MAJOR MAINT BLDG-(EXP)	0001	9525	8502			\$58,760.06	
COMPUTER EQUIPMENT-REPL>\$500	0001	9552	8558			\$1,260.00	
MACH & EQUIP-REPL>\$2500	0001	9556	8551			\$12,000.00	
COMPUTER EQUIPMENT-NEW >\$500	0001	9556	8557			\$764.84	
CAPITAL OUTLAY-LEASE PURC	0001	9558	8587			\$178,092.00	
CAPITAL OUTLAY-LEASE PURC	0001	9558	8587		F3JC	(\$178,091.76)	
MACH & EQUIP-REPL>\$2500	0001	9582	8551			(\$770.00)	
MACH & EQUIP-NEW>\$2500	0001	9582	8552			\$12,000.00	
MACH & EQUIP-REPL>\$2500	0001	9595	8551			\$7,125.46	
							\$126,915.29
					TOTAL DENIED		\$8,403,512.31



Schedule C
Capital Improvement Carryovers
2013 Carryover to 2014

**Capital Improvement Carryovers
2013 Carryover to 2014**

	Expenditures	Revenues	
HIGHWAYS & BRIDGES			
WH001	TRAFFIC HAZARD ELIMINATION PRO	\$927,208.00	\$871,393.00
WH002	Congestion Mitigation & Air Qu	\$112,068.00	\$633,706.00
WH010	W. COLLEGE AVE. 51ST TO 27TH	\$6,298,005.00	\$6,440,218.00
WH020	MAJOR REHABILITATION	\$474,185.00	\$330,000.00
WH022	N. 107TH ST. BROWN DEER TO NCL	\$396,122.00	\$2,508,660.00
WH030	BRIDGE REPLACEMENT PROGRAM	\$845,781.00	\$546,794.00
WH080	BRIDGE REHABILITATION	\$210,729.00	\$203,125.00
WH082	WEST RAWSON AVENUE	\$1,082,297.30	\$1,958,748.00
WH083	W SILVER SPRING DRIVE	\$98,483.00	\$86,747.00
WH087	CULVERT REPLACEMENT PROGRAM	\$10,649.00	\$0.00
WH237	E LAYTON AVE.PAVEMENT GRINDING	\$300,000.00	\$300,000.00
WO114	COUNTYWIDE INFRASTRUCTURE IMPR	\$295.48	\$0.00
	Total Highways & Bridges	\$10,755,822.78	\$13,879,391.00
MASS TRANSIT			
WT026	BUS REPLACEMENT PROGRAM (110)	\$0.00	\$11,580,000.00
WT027	FARE BOX RENOVATION	\$88,814.00	\$4,315,724.00
WT040	NEW ANNUNCIATORS	\$75,652.00	\$1,807,107.00
WT049	BUS VACUUM SYS AT KK GARAGE	\$121,498.00	\$600,050.00
WT052	FIRE ALARM SYS AT FDL GARAGE	\$0.00	\$200,000.00
WT053	BUS VACUUM SYS FIEBRANTZ GAR	\$45,737.00	\$200,000.00
WT054	BUS WASH SYS AT KK GARAGE	\$101,264.00	\$600,100.00
WT056	REPLACE HVAC SYS AT KK GARAGE	\$70,990.00	\$584,365.00
WT057	REPLACE FDL BUS WASH SYSTEM	\$150,134.00	\$900,060.00
WT066	BUS WASH SYS FIEBRANTZ GARAGE	\$89,809.00	\$362,562.00
WT067	ROOF FLASHING-MCTS FLEET MAINT	\$115,177.00	\$96,000.00
WT069	REPLACE UST AT MCTS FLEET MAIN	\$0.00	\$66,767.00
WT071	BUS PROTECTOR SHIELDS	\$145,285.00	\$596,000.00
	Total Mass Transit	\$1,004,360.00	\$21,908,735.00
AIRPORT			
WA042	GMIA BAG CLAIM REMODELING	\$12,615,709.00	\$45,958,957.00
WA044	INLINE BAGGAGE CLAIM	\$13,840,243.00	\$17,983,190.00
WA061	E CONCOURSE STEM REMODELING	\$317,303.00	\$316,217.00
WA064	PHASE II MITIGATION PROGRAM	\$231,300.00	\$6,103,344.00
WA072	LJT R/W & TW REHABILITATION	\$711,814.00	\$755,032.00
WA094	RUNWAY SAFETY AREA IMPRVMENTS-R	\$1,667,987.00	\$1,203,157.00
WA095	TERMINAL CABLE TRAY SYSTEM	\$22,363.00	\$22,360.00
WA096	PARKING STRUCTURE RELIGHTING	\$274,773.00	\$483,268.00
WA108	HVAC REPLACEMENTS	\$32,543.00	\$1,134,189.00
WA112	GMIA TAXIWAY R & R3 RECONSTR	\$400,000.00	\$400,000.00
WA122	AIRFIELD PAVEMENT REHABILITATI	\$151,461.00	\$592,824.00
WA123	GMIA-AIRFIELD SAFETY IMPROVEME	\$161,472.00	\$1,123,173.00
WA124	GRND PWER/PRECON AIR UNITS	\$918,031.00	\$918,078.00
WA125	SECURITY & WILDLIFE DETER PERI	\$255,078.00	\$292,222.00
WA130	PART 150 NOISE BARRIER STUDY	\$5,634.00	\$283,772.00
WA139	GMIA - REDUNDANT MAIN ELECTRIC	\$328,387.00	\$6,390,261.00
WA141	GMIA TRAINING FACILITY	\$362,729.00	\$378,695.00
WA148	FLEET MAINTENANCE EXPANSION	\$2,567,077.00	\$3,123,570.00
WA153	GMIA PURCHASE OF NON-COUNTY OW	\$7,798,974.00	\$6,748,975.00
WA158	GMIA - DEICER PADS	\$11,572,878.00	\$12,461,722.00
WA161	GMIA TERMINAL ROADWAY SIGNAGE	\$0.00	\$2,293,016.00
WA162	GMIA CESSNA SERVICE APRON RECO	\$1,114,333.00	\$1,114,333.00
WA163	PERIMETER RD BRIDGE-HOWARD AVE	\$2,011,596.00	\$2,919,625.00
WA167	GMIA TERMINAL ESCALATOR REPLAC	\$91,297.00	\$252,507.00
WA169	LJT RUNWAY AND TAXIWAY LIGHTS	\$175,824.00	\$329,221.00
WA172	GMIA SANITARY SEWER UPGRADE	\$298,153.00	\$298,945.00
WA173	GMIA FUEL FARM ELECTRICAL SERV	\$327,021.00	\$757,443.00
WA176	GMIA MASTER PLAN AGIS/EALP	\$271,351.00	\$493,241.00
WA177	GMIA PARKING STRUCTURE REPAIRS	\$949,912.00	\$949,912.00

**Capital Improvement Carryovers
2013 Carryover to 2014**

		Expenditures	Revenues
WA178	GMIA PARKING GAR RNTL CAR AREA	\$109,582.00	\$35,642.00
WA182	GMIA SNOW MELTER	\$154,587.00	\$939,730.00
WA184	GMIA SQUITTER TRANSPONDERS	\$28,787.00	\$562,500.00
	Total Airport	\$59,768,199.00	\$117,619,121.00
	ENVIRONMENTAL		
WV009	COUNTYWIDER SANITARY SEWER REP	\$48,518.00	\$0.00
WV017	DOYE LANDFILL EXTRACTION SYSTE	\$8,117.00	\$0.00
WV018	UNDERGROUND STORAGE TANKS UPGR	\$190,642.00	\$100.00
WV020	ROOT RIVER ASBESTOS DUMP REMOV	\$4,550.00	\$0.00
WV022	FRANKLIN LANDFILL INFRASTRUCT.	\$8,736.00	\$0.00
WV025		\$246,457.00	\$500.00
WV029	GRANT PARK LIFT STATION	\$181,763.00	\$50.00
	Total Environmental	\$688,783.00	\$650.00
	PARKS		
WP063	ESTABROOK DAM REHABILITATION	\$1,628,210.00	\$1,629,873.00
WP070	BROWN DEER PARK GOLF COURSE AS	\$133,316.00	\$0.00
WP131	OAK LEAF TRAIL	\$3,017,605.00	\$2,392,269.00
WP143	MITCHELL PARK GREENHOUSE	\$2,911,572.00	\$4,598,440.00
WP167	PKS COUNTWIDE RESTROOM RENOVAT	\$369,960.00	\$0.00
WP172	PKS INFRA IMPROVEMENTS	\$474,821.00	\$0.00
WP190	SOUTH SHORE BEACH RELOCATION	\$0.00	\$40,000.00
WP191	MOODY POOL RENOVATION	\$1,778,421.00	\$0.00
WP192	COUNTYWIDE PARKS FEMA IMP	\$32,176.00	\$0.00
WP200	JACKSON BOAT HOUSE ROOF	\$101,100.00	\$0.00
WP202	MLK JR. COMMUNITY CENTER HVAC	\$1,509,274.00	\$0.00
WP221	LINCOLN GOLF COURSE IRRIGATION	\$860,298.00	\$0.00
WP228	BOAT LAUNCH PIERS REPLACEMENT	\$16,801.00	\$55,794.00
WP229	DINEEN PARKING LOT AND WALKWAY	\$20,236.00	\$0.00
WP248	RESTROOM /FIRE PROTECTION SYS	\$13,615.00	\$0.00
WP251	PARKS MAINTENANCE SHOP ROOF	\$88,810.00	\$0.00
WP252	ROOT RIVER PRKWY LIGHTING SYST	\$30,374.00	\$0.00
WP257	KKSPORTS COMPLEX IMPROVEMENTS	\$2,219.00	\$0.00
WP260	HOLLER PARK POOL SAND FILT SYS	\$118,785.00	\$0.00
WP264	ESTABROOK DAM IMPD SED REMED.	\$4,200,000.00	\$1,200,000.00
WP267	OAK LEAF PARKWAY OLT PROG	\$260,283.00	\$0.00
WP269	WEHR NATURE CENTER IMPROVEMENT	\$88,519.00	\$0.00
WP270	OAK CREEK PARKWAY LIGHTING SYS	\$18,854.00	\$0.00
WP271	JOHNSON PARK PAVILION	\$365,303.00	\$100.00
WP272	NOYES POOL ROOF REPLACEMENT	\$123,532.00	\$100.00
WP273	GROBSCHMIDT PARK POOL REHAB	\$153,970.00	\$100.00
WP275	MENOMONEE RIVER PRKWY WETLANDS	\$206,609.40	\$70,000.00
WP279	PARK WALKWAYS PROGRAM	\$57,457.00	\$100.00
WP281	SCOUT LAKE PAVILION ROOF REPL	\$7,827.00	\$0.00
WP284	CLARKE SQUARE PLAYGROUND	\$96,821.00	\$0.00
WP287	GREENFIELD GC IRRIGATION	\$567,847.00	\$100.00
WP394	BAY VIEW DOG PARK	\$50,000.00	\$0.00
WP395	COUNTYWIDE FURNACES/BOILERS	\$17,873.00	\$0.00
	Total Parks	\$19,322,488.40	\$9,986,876.00
	MCKINLEY MARINA		
	Total Mckinley Marina	\$0.00	\$0.00
	MUSEUM		
WM005	MUSEUM AIR HANDLING AND PIPING	\$28,647.00	\$0.00
	Total Museum	\$28,647.00	\$0.00
	ZOO		
WZ040	POLAR BEAR & SEAL EXHIBIT STRU	\$3,409.00	\$50.00

**Capital Improvement Carryovers
2013 Carryover to 2014**

		Expenditures	Revenues
WZ057	AVIARY ROOF REPLACEMENT	\$64,975.00	\$10.00
WZ063	WINTER QUARTERS MAIN ROOF REPL	\$60,391.00	\$100.00
WZ067	ZOO SEAL LION POOL COATING	\$14,308.00	\$20.00
WZ073	ZOO SOUTH END SERVICE GARAGE	\$30,738.00	\$30.00
WZ083	ZOO PAVEMENT AND LIGHTING	\$28,677.00	\$240.00
WZ089	ZOO SOUTH END HAY BARN ROOF	\$22,378.00	\$0.00
WZ099	ZOO ARC CHIMNEY BASES REHAB	\$5,204.00	\$5.00
WZ100	ELEPHANT SVC AREA UTILITY PROT	\$29,863.00	\$10.00
WZ101	APES BLDG BOILER REPLACEMENT	\$34,064.00	\$60.00
WZ103	TRAIN GARAGE OVERHEAD CRANE	\$6,762.00	\$12.00
WZ104	GIRAFE BUILDING UPPER ROOF	(\$197.47)	\$0.00
WZ107	BEAR SERVICE AREA IMPROVEMENTS	\$160,820.00	\$100.00
WZ108	ZOO BOARDWALK REPLACEMENTS	\$19,006.00	\$0.00
WZ114	ZOO LIFE SUPPORT EMERGENCY GEN	\$1,445.00	\$0.00
WZ115	GREAT APES MECH ROOM ROOF REPL	\$5,241.00	\$0.00
WZ600	ZOO MASTER PLAN	\$18,159.00	\$150,000.00
	Total Zoo	\$505,242.53	\$150,637.00
 MHC			
WE027	BHD PARKING LOTS	\$49,304.00	\$0.00
WE028	REPLACE NURSE CALL SYSTEM	\$114,043.00	\$0.00
	Total Mhc	\$163,347.00	\$0.00
 HUMAN SERVICES			
WS038	COGGS CANOPY RENOVATION	\$91,585.00	\$0.00
WS040	SENIOR CENTER INFRASTRUCTURE	\$5,864.00	\$0.00
	Total Human Services	\$97,449.00	\$0.00
 COUNTY GROUNDS			
WG012	Waterspheroid Tank	\$59,759.00	\$0.00
WG014	SOUTH RESERVOIR REHABILITATION	\$1,219,200.00	\$1,219,200.00
WG026	CHILD CRT PARKING LOT /ACCESS	\$2,624,157.00	\$0.00
WG027	CATC PARKING LOT REPLACEMENT	\$723,000.00	\$0.00
	Total County Grounds	\$4,626,116.00	\$1,219,200.00
 COURTHOUSE COMPLEX			
WC013	CRIMINAL JUSTICE CENTER DEPUTY	\$38,469.00	\$0.00
WC023	CH COMPLEX AUTOMATION & ACCESS	\$107,359.00	\$0.00
WC025	COURTHOUSE REST ROOM RENOVATIO	\$179,505.00	\$0.00
WC027	Courthouse Light Court Window	\$511,406.00	\$0.00
WC038	COURTHOUSE ROOF DRAIN	\$86,340.00	\$0.00
WC050	COURTROOM PA SYSTEM REPLACE	\$259,682.00	\$0.00
WC070	DOMESTIC VIOLENCE AREA RECONST	\$67,957.00	\$0.00
WC071	DA SECURITY CARD SYSTEM	\$5,200.00	\$0.00
WC078	MKE JUSTICE CNT AREA BUILD OUT	\$39,894.00	\$0.00
WC081	SAFETY BLDG COOLING TOWER REPL	\$125,537.00	\$0.00
WC086	CITY CAMPUS COOLING TOWERS RPL	\$127,796.00	\$0.00
WC098	VICTIM WITNESS SB 421 MODS	\$34,500.00	\$0.00
WC100	COURTHOUSE MAJOR MAINTENANCE	\$49,100.00	\$0.00
WC103	CJF COOLING TOWER	\$419,766.00	\$0.00
	Total Courthouse Complex	\$2,052,511.00	\$0.00
 HOUSE OF CORRECTION			
WJ051	HOC SECURITY CAMERA SYSTEM	\$11,215.00	\$0.00
	Total House Of Correction	\$11,215.00	\$0.00
 OTHER AGENCIES			
WO038	Marcus Center HVAC Upgrade	\$36,878.00	\$0.00
WO048	WOW GRANT REC CNT BOILER REPL	\$4,253.00	\$0.00

**Capital Improvement Carryovers
2013 Carryover to 2014**

	Expenditures	Revenues	
WO057	Wiloway-Grant Storage Room	\$1,836.00	\$0.00
WO060	DOCTOR PARK - PARKING LOT	\$135,642.00	\$0.00
WO071	WOW GRANT REC CT 2ND ADA EXIT	\$2,927.00	\$0.00
WO073	UNDERWOOD CRK PRKWY- OLT PROG	\$76,617.00	\$0.00
WO106	FLEET GEN/TRANSFER SWITCH REPL	\$48,690.00	\$0.00
WO112	FLEET EQUIPMENT ACQUISITION	\$3,036,420.00	\$2,850,334.00
WO114	COUNTYWIDE INFRASTRUCTURE IMPR	\$1,987,832.00	\$305,795.00
WO115	CONVERSION TO INDEPDNT CHILLER	\$14,414.00	\$0.00
WO118	HISTORICAL SOCIETY EXT RENOVAT	\$137,873.40	\$0.00
WO128	WOW GRANT INTERIOR IMPROVMENTS	\$8,861.00	\$25.00
WO129	W-O-W UNDERWOOD WADING POOL	\$8,521.00	\$0.00
WO130	WOW UNDERWOOD INTERIOR IMPRVMN	\$5,800.00	\$0.00
WO131	WOW UNDERWOOD SINGLE STALL RR	\$12,015.00	\$0.00
WO132	WOW UNDERWOOD HVAC REPLACEMENT	\$7,524.00	\$0.00
WO136	TRIMBORN FARM STONE BARN ROOF	\$57,888.00	\$0.00
WO141	ZOO INTERCHANGE	\$1,710,206.00	\$65,693.00
WO143	FLEET/MEL PHILIPS IND HEATING	\$258,138.00	\$0.00
WO150	COURTHOUSE FIRE PROJECT	\$1,175,666.00	\$0.00
WO151	COURTHOUSE FIRE BOND REIMBURSE	\$2,000,000.00	\$2,000,000.00
WO205	AUTOMATION PROGRAM	\$346,805.00	\$0.00
WO215	STORAGE EXPANSION	\$351,857.00	\$0.00
WO218	TECHNICAL INFRASTRUCTURE REPLA	\$126,523.00	\$0.00
WO221	DATA CNTR EQUIPMNT AND CONSTRU	\$133,546.00	\$110.00
WO223	RESEARCH PARK ENTRANCE RELOCAT	\$188,455.00	\$443,828.00
WO224	ZOO INTER UTILITIES RELOCATION	\$127,490.00	\$0.00
WO229	WAREHOUSE FACILITY REPLACEMENT	\$1,612,150.00	\$0.00
WO230	FLEET/HIGHWAYS BLDG MODIFICAT	\$6,102,084.00	\$0.00
WO235	CSE SECURITY SYSTEM UPGRADES	\$6,500.00	\$0.00
WO237	MILWAUKEE COUNTY PUBLIC ART	\$50,000.00	\$0.00
WO433	GLASS BARRIER AT CJF	\$136,051.00	\$0.00
WO509	VILLA TERRACE - SECURITY SYST.	(\$15,975.20)	\$0.00
WO514	WM WINDOW REPLACEMENT & REPAIR	\$41,111.00	\$0.00
WO515	WM WINDOW LEDGE LEAK REPAIR	\$15,300.00	\$0.00
WO517	WAR MEMORIAL RENOVATIONS	\$1,880,659.00	\$565,154.00
WO602	MAINFRAME APPLICATIONS MIGRATI	\$250,000.00	\$0.00
WO606	DISTRICT ATTORNEY PROTECT WIRI	\$20,000.00	\$0.00
WO614	BUILD OUT TEN SITES TO DIGITAL	\$1,557,189.00	\$0.00
WO626	COMPUTER REPLACEMENTS	\$1,611,643.00	\$0.00
WO627	MEDICAL EXAMINER CASE MGT SYST	\$104,037.00	\$0.00
WO870	COUNTY SPECIAL ASSESSMENTS	\$366,129.00	\$0.00
WO888		\$20,000.00	\$0.00
WO895	CNTY WIDE REVLNG ACCT	\$24,797.00	\$0.00
WO949	INVENTORY & ASSESS CNTY BLDGS	\$445,198.00	\$0.00
	Total Other Agencies	\$26,229,550.20	\$6,230,939.00
	TOTAL GENERAL GOVERNMENT	\$28,293,571.68	\$6,230,939.00
	GRAND TOTAL CAPITAL IMPROVEMENTS	\$125,253,730.91	\$170,995,549.00
	9960 Corporate Purpose	\$65,485,531.91	\$53,376,428.00
	9960 Airport	\$59,768,199.00	\$117,619,121.00

**Schedule of Expenditure Appropriations and
Revenues Not Recommended for Carryover**

Capital Improvement Carryovers
2013 Carryover to 2014

Schedule of Expenditure Appropriations and Revenues Not Recommended for Carryover

Division	Description	Airports	Total Lapsed		Lapsed Net		Cash	Bonds
			Appropriations	Revenue	Appropriations			
Active Projects								
WAA005	GMIA - Master Plan Update	01	0	\$0.00	\$0.00	\$0.00	\$0.00	
WAA005	GMIA - Master Plan Update	01	1	\$11,760.00	\$11,760.00	\$0.00	\$0.00	
	Total			\$11,760.00	\$11,760.00	\$0.00	\$0.00	\$0.00
WAA042	GMIA Baggage Claim Remodeling	01	1	(\$1.32)	\$0.00	(\$1.32)	\$0.00	(\$1.32)
WAA042	GMIA Baggage Claim Remodeling	01	2	\$1.93	\$0.77	\$1.16	\$0.00	\$1.16
	Total			\$0.61	\$0.77	(\$0.16)	\$0.00	(\$0.16)
WAA044	GMIA - In-Line Baggage (formerly Enhanced Security Post)	01	1	(\$1,206,669.09)	\$1.00	(\$1,206,670.09)	\$0.00	(\$1,206,670.09)
WAA044	GMIA - In-Line Baggage (formerly Enhanced Security Post)	01	2	\$1,206,668.88	\$1.20	\$1,206,667.68	\$0.00	\$1,206,667.68
	Total			(\$0.21)	\$2.20	(\$2.41)	\$0.00	(\$2.41)
WAA061	E Concourse Stem Remodeling	01	1	(\$0.51)	\$0.34	(\$0.85)	\$0.00	(\$0.85)
WAA061	E Concourse Stem Remodeling	01	2	\$0.00	\$0.00	\$0.00	\$0.00	\$0.00
	Total			(\$0.51)	\$0.34	(\$0.85)	\$0.00	(\$0.85)
WAA064	GMIA - Phase II Mitigation Program	01	2	(\$2.76)	\$1.47	(\$4.23)	(\$4.23)	
WAA072	LJT R/W & TW Rehabilitation	01	1	\$0.00	\$0.00	\$0.00	\$0.00	
WAA072	LJT R/W & TW Rehabilitation	01	2	\$2.28	\$1.39	\$0.89	\$0.89	
WAA072	LJT R/W & TW Rehabilitation	02	2	\$0.00	\$0.00	\$0.00	\$0.00	
	Total			\$2.28	\$1.39	\$0.89	\$0.89	\$0.00
WAA094	Runway Safety Area - NEPA Compliance	01	1	(\$64,087.37)	\$0.00	(\$64,087.37)	(\$56,076.45)	(\$8,010.92)
WAA094	Runway Safety Area - NEPA Compliance	01	2	\$89,912.00	\$0.45	\$89,911.55	\$78,672.61	\$11,238.94
	Total	0	0	\$25,824.63	\$0.45	\$25,824.18	\$22,596.16	\$3,228.02
WAA095	GMIA - Terminal Cable Tray System	01	1	(\$0.02)	\$2,797.50	(\$2,797.52)	\$0.00	(\$2,797.52)
WAA095	GMIA - Terminal Cable Tray System	01	2	\$0.00	(\$2,797.19)	\$2,797.19	\$0.00	\$2,797.19
	Total			(\$0.02)	\$0.31	(\$0.33)	\$0.00	(\$0.33)
WAA096	GMIA - Parking Structure Relighting	01	2	(\$0.58)	\$0.35	(\$0.93)	(\$0.93)	
WAA108	GMIA-HVAC Equipment Replacement	01	1	\$59,733.00	\$0.00	\$59,733.00	\$0.00	\$59,733.00
WAA108	GMIA-HVAC Equipment Replacement	01	2	(\$59,732.05)	\$0.00	(\$59,732.05)	\$0.00	(\$59,732.05)
	Total			\$0.95	\$0.00	\$0.95	\$0.00	\$0.95
WAA112	GMIA Taxiway R & R3 Reconstruction	01	1	\$0.00	\$0.00	\$0.00	\$0.00	\$0.00
WAA122	GMIA - Airfield Pavement Rehabilitation	01	1	(\$34,262.57)	\$0.00	(\$34,262.57)	(\$34,262.57)	
WAA122	GMIA - Airfield Pavement Rehabilitation	01	2	\$34,264.22	\$0.95	\$34,263.27	\$34,263.27	
	Total			\$1.65	\$0.95	\$0.70	\$0.70	\$0.00
WAA123	GMIA Runway Safety Improvements	01	1	\$0.00	\$0.00	\$0.00	\$0.00	

Capital Improvement Carryovers
2013 Carryover to 2014

Schedule of Expenditure Appropriations and Revenues Not Recommended for Carryover

Division	Description		Total Lapsed Appropriations	Total Lapsed Revenue	Lapsed Net Appropriations	Cash	Bonds
TRANSPORTATION & PUBLIC WORKS							
Airports							
Active Projects							
WA123	GMIA Runway Safety Improvements	01 2	\$6,952.19	\$0.90	\$6,951.29	\$6,951.29	\$0.00
	Total		\$6,952.19	\$0.90	\$6,951.29	\$6,951.29	\$0.00
WA124	GMIA Concourse E Ground Power and Preconditioned Air Units	01 1	\$0.92	\$0.00	\$0.92	\$0.92	\$0.00
WA124	GMIA Concourse E Ground Power and Preconditioned Air Units	01 2	(\$0.41)	\$2.23	(\$2.64)	(\$2.64)	\$0.00
	Total		\$0.51	\$2.23	(\$1.72)	(\$1.72)	\$0.00
WA125	Security and Wildlife Deterrent Perimeter Fencing	01 1	\$0.00	(\$139,720.00)	\$139,720.00	\$139,720.00	\$0.00
WA125	Security and Wildlife Deterrent Perimeter Fencing	01 2	\$1.13	\$139,720.95	(\$139,719.82)	(\$139,719.82)	\$0.00
	Total		\$1.13	\$0.95	\$0.18	\$0.18	\$0.00
WA130	GMIA - Part 150 Study - Noise Barrier Study	01 1	(\$0.31)	\$0.69	(\$1.00)	(\$1.00)	\$0.00
WA131	GMIA - Part 150 Study - Ramp Electrification	01 1	\$458,000.00	\$458,000.00	\$0.00	\$0.00	\$0.00
WA133	GMIA - Concourse D Hammerhead Restroom Remodeling	01 1	\$46,966.80	\$203,591.00	(\$156,624.20)	\$0.00	(\$156,624.20)
WA133	GMIA - Concourse D Hammerhead Restroom Remodeling	01 2	\$1,177,092.00	\$1,020,468.50	\$156,623.50	\$0.00	\$156,623.50
	Total	0 0	\$1,224,058.80	\$1,224,059.50	(\$0.70)	\$0.00	(\$0.70)
WA135	Runway 1L-19R & 7R-25L Intersect Repavement Study	01 1	\$98.00	\$2,333,660.00	(\$2,333,562.00)	(\$2,333,562.00)	\$0.00
WA135	Runway 1L-19R & 7R-25L Intersect Repavement Study	01 2	\$2,406,140.10	\$415,122.46	\$1,991,017.64	\$1,991,017.64	\$0.00
	Total	0 0	\$2,406,238.10	\$2,748,782.46	(\$342,544.36)	(\$342,544.36)	\$0.00
WA139	GMIA - Redundant Main Electric Service Feed	01 1	(\$9,477.07)	\$0.00	(\$9,477.07)	\$0.00	(\$9,477.07)
WA139	GMIA - Redundant Main Electric Service Feed	01 2	\$62,487.50	\$0.51	\$62,486.99	\$0.00	\$62,486.99
	Total		\$53,010.43	\$0.51	\$53,009.92	\$0.00	\$53,009.92
WA141	GMIA - Administration Building Buildout	01 1	(\$1.05)	\$0.80	(\$1.85)	\$0.00	(\$1.85)
WA141	GMIA - Administration Building Buildout	01 2	\$0.11	\$0.00	\$0.11	\$0.00	\$0.11
	Total	0 0	(\$0.94)	\$0.80	(\$1.74)	\$0.00	(\$1.74)
WA142	GMIA - LJT RUNWAY 15L - 33R EXTENSION	01 1	\$21,628.88	(\$11,603.04)	\$33,231.92	\$33,231.92	\$0.00
WA142	GMIA - LJT RUNWAY 15L - 33R EXTENSION	01 2	\$0.00	\$0.00	\$0.00	\$0.00	\$0.00
	Total		\$21,628.88	(\$11,603.04)	\$33,231.92	\$33,231.92	\$0.00
WA143	GMIA - Cargo Ramp 3D Access Control Security	01 1	\$0.00	\$0.00	\$0.00	\$0.00	\$0.00
WA147	GMIA - Deicing Pads - Collections at Cargo	01 1	\$84,473.00	\$84,473.00	\$0.00	\$0.00	\$0.00
WA148	GMIA - Fleet Maintenance Expansion	01 1	\$20,687.09	\$0.00	\$20,687.09	\$20,687.09	\$0.00
WA148	GMIA - Fleet Maintenance Expansion	01 2	(\$20,685.72)	\$0.00	(\$20,685.72)	(\$20,685.72)	\$0.00
	Total		\$1.37	\$0.00	\$1.37	\$1.37	\$0.00
WA149	GMIA - Snow Equipment Storage Building	01 1	(\$0.35)	\$0.00	(\$0.35)	(\$0.35)	\$0.00

Capital Improvement Carryovers
2013 Carryover to 2014

Schedule of Expenditure Appropriations and Revenues Not Recommended for Carryover

Division	Description	Total Lapsed Appropriations	Total Lapsed Revenue	Lapsed Net Appropriations	Cash	Bonds
TRANSPORTATION & PUBLIC WORKS						
Airports						
Active Projects						
WAA149	GMIA - Snow Equipment Storage Building	01 2	\$0.00	\$0.00	\$0.00	\$0.00
	Total		(\$0.35)	(\$0.35)	(\$0.35)	\$0.00
WAA151	GMIA Part 150 Study - Noise Monitor System	01 1	\$290,000.00	\$290,000.00	\$0.00	\$0.00
WAA151	GMIA Part 150 Study - Noise Monitor System	01 2	\$1,850,000.00	\$1,850,000.00	\$0.00	\$0.00
	Total		\$2,140,000.00	\$2,140,000.00	\$0.00	\$0.00
WAA152	GMIA Part 150 Study - Vacant Land	01 2	\$1,560,000.00	\$1,560,000.00	\$0.00	\$0.00
WAA153	GMIA - Purchase of Non-County Owned Jet Bridges	01 2	\$1.04	\$0.04	\$1.00	\$1.00
WAA153	GATE D30 IMPROVEMENTS	02 2	\$0.00	\$0.00	\$0.00	\$0.00
WAA153	GATE D47 IMPROVEMENTS	03 2	\$0.00	\$0.00	\$0.00	\$0.00
WAA153	E60&E61 PASS BRIDGE REPLACEMENT	04 2	\$0.00	\$0.00	\$0.00	\$0.00
	Total		\$1.04	\$0.04	\$1.00	\$1.00
WAA158	GMIA - Deicer Pads	01 1	\$12,885,270.81	\$12,900,000.00	(\$14,729.19)	(\$14,729.19)
WAA158	GMIA - Deicer Pads	01 2	(\$12,885,269.97)	(\$12,899,998.37)	\$14,728.40	\$14,728.40
	Total	0 0	\$0.84	\$1.63	(\$0.79)	(\$0.79)
WAA160	GMIA - Narrowband Conversion	01 2	\$0.00	\$91,500.18	(\$91,500.18)	(\$91,500.18)
WAA161	GMIA TERMINAL ROADWAY SIGNAGE	01 1	(\$211,374.47)	\$0.64	(\$211,375.11)	(\$211,375.11)
WAA161	GMIA TERMINAL ROADWAY SIGNAGE	01 2	\$211,313.00	\$0.91	\$211,312.09	\$211,312.09
	Total	0 0	(\$61.47)	\$1.55	(\$63.02)	(\$63.02)
WAA162	GMIA CESSNA SERV APRON RECONST	01 1	\$0.52	\$0.00	\$0.52	\$0.52
WAA162	GMIA CESSNA SERV APRON RECONST	01 2	\$0.00	\$0.52	(\$0.52)	(\$0.52)
	Total		\$0.52	\$0.52	(\$0.00)	(\$0.00)
WAA163	GMIA Perimeter Road Bridge over Howard Avenue	01 1	\$1,663,006.15	\$1,543,765.58	\$119,240.57	\$119,240.57
WAA163	GMIA Perimeter Road Bridge over Howard Avenue	01 2	(\$1,663,007.45)	(\$1,543,766.06)	(\$119,241.39)	(\$119,241.39)
	Total		(\$1.30)	(\$0.48)	(\$0.82)	(\$0.82)
WAA165	Taxiway B (Segment Reconstruction)	01 1	\$0.00	(\$499,030.00)	\$499,030.00	\$499,030.00
WAA166	GMIA Perimeter Road Ext-128th ARW to	01 1	\$414,174.10	\$398,838.18	\$15,335.92	\$15,335.92
WAA167	GMIA Terminal Escalator Replacement	01 2	\$0.83	\$0.31	\$0.52	\$0.52
WAA169	LIT Runway and Taxiway Lighting Replacement	01 1	(\$74,176.02)	\$0.86	(\$74,176.88)	(\$74,176.88)
WAA169	LIT Runway and Taxiway Lighting Replacement	01 2	\$74,176.00	\$1.49	\$74,174.51	\$74,174.51
	Total		(\$0.02)	\$2.35	(\$2.37)	(\$2.37)
WAA171	GMIA Holding Room Seating Replacement	01 4	\$0.00	\$0.00	\$0.00	\$0.00

Capital Improvement Carryovers
2013 Carryover to 2014

Schedule of Expenditure Appropriations and Revenues Not Recommended for Carryover

Division	Description	Active Projects	Total Lapsed Appropriations	Total Lapsed Revenue	Lapsed Net Appropriations	Cash	Bonds
TRANSPORTATION & PUBLIC WORKS							
Airports							
WA172	GMIA Terminal Sanitary Sewer Utility Upgrade		\$1.47	(\$0.10)	\$1.57	\$1.57	
WA173	GMIA Fuel Farm Electrical Service Upgrade		\$1.36	\$0.28	\$1.08	\$1.08	
WA175	C Concourse Checkpoint Expansion		\$37,421.22	\$0.00	\$37,421.22	\$37,421.22	
WA175	C Concourse Checkpoint Expansion		(\$18,913.50)	\$37,702.28	(\$56,615.78)	(\$56,615.78)	
WA175	C CONCOURSE CHKPT EXP (8 LANES		\$150,000.00	\$0.00	\$150,000.00	\$150,000.00	
	Total		\$168,507.72	\$37,702.28	\$130,805.44	\$130,805.44	\$0.00
WA176	Airport Master Plan - AGIS/eALP		\$0.62	\$0.55	\$0.07	\$0.07	
WA177	GMIA Parking Structure Repairs		\$1.29	\$1.29	\$0.00	\$0.00	
WA178	GMIA Parking Structure Ramp Infill		\$0.99	\$0.08	\$0.91	\$0.91	
WA182	GMIA Snow Melter		\$0.21	(\$290,265.00)	\$290,265.21	\$290,265.21	
WA182	GMIA Snow Melter		\$0.63	\$290,265.52	(\$290,264.89)	(\$290,264.89)	\$0.00
	Total		\$0.84	\$0.52	\$0.32	\$0.32	\$0.00
WA184	Vehicles - Squitters		(\$514,709.00)	\$0.00	(\$514,709.00)	(\$514,709.00)	
WA184	Vehicles - Squitters		\$514,709.00	\$0.00	\$514,709.00	\$514,709.00	
	Total		\$0.00	\$0.00	\$0.00	\$0.00	\$0.00
	Total Active Airport		\$8,574,577.68	\$8,244,505.41	\$330,072.27	\$273,839.57	\$56,232.70
WA006	GMIA-"C" Concourse Four Gate Expansion		\$18,913.50	\$0.00	\$18,913.50	\$0.00	\$18,913.50
WA006	GMIA-"C" Concourse Four Gate Expansion - construction		\$0.00	\$0.00	\$0.00	\$0.00	\$0.00
WA006	GMIA-"C" Concourse - Continental Operations Space		\$0.00	\$0.00	\$0.00	\$0.00	\$0.00
	Total		\$18,913.50	\$0.00	\$18,913.50	\$0.00	\$18,913.50
WA048	D Concourse Improvements		\$30,136.43	\$0.00	\$30,136.43	\$0.00	\$30,136.43
WA048	D Concourse Improvements		\$1,661,996.53	(\$255.00)	\$1,662,251.53	\$0.00	\$1,662,251.53
	Total		\$1,692,132.96	(\$255.00)	\$1,692,387.96	\$0.00	\$1,692,387.96
WA104	GMIA - Southside Tituration Building		\$0.00	(\$200.78)	\$200.78	\$200.78	
WA104	GMIA - Southside Tituration Building		\$0.00	\$0.00	\$0.00	\$0.00	
	Total		\$0.00	(\$200.78)	\$200.78	\$200.78	\$0.00
WA134	GMIA - Perimeter & ARFF Road Reconfiguration		\$0.00	\$0.00	\$0.00	\$0.00	\$0.00
WA134	GMIA - Perimeter & ARFF Road Reconfiguration		\$0.00	(\$2,877.86)	\$2,877.86	\$0.00	\$2,877.86
	Total		\$0.00	(\$2,877.86)	\$2,877.86	\$0.00	\$2,877.86
WA145	GMIA - Runway Guard Lights Phase 2		\$0.00	\$0.00	\$0.00	\$0.00	

Capital Improvement Carryovers
2013 Carryover to 2014

Schedule of Expenditure Appropriations and Revenues Not Recommended for Carryover

Division	Description		Total Lapsed Appropriations	Total Lapsed Revenue	Lapsed Net Appropriations	Cash	Bonds
TRANSPORTATION & PUBLIC WORKS							
Airports							
Active Projects							
WAA145	GMAA - Runway Guard Lights Phase 2	01 2	\$0.00	(\$12,849.80)	\$12,849.80	\$12,849.80	\$0.00
	Total		\$0.00	(\$12,849.80)	\$12,849.80	\$12,849.80	\$0.00
WAA154	Runway Improvements	01 1	\$0.00	\$2,249.00	(\$2,249.00)	(\$2,249.00)	
WAA320	LJT, Master Plan	01 2	\$0.00	(\$3,608.00)	\$3,608.00	\$3,608.00	
	Total Inactive Airports		\$1,711,046.46	(\$17,542.44)	\$1,728,588.90	\$14,409.58	\$1,714,179.32
	Total Airports		\$10,285,624.14	\$8,226,962.97	\$2,058,661.17	\$288,249.15	\$1,770,412.02
Highways and Bridges							
Active Projects							
WHH001	Traffic Hazard Elimination - Signal Interconnection	02 1	\$0.00	\$0.00	\$0.00	\$0.00	\$0.00
WHH001	Traffic Hazard Elimination - Signal Interconnection	02 2	\$0.00	\$0.00	\$0.00	\$0.00	\$0.00
WHH001	Traffic Hazard Elimination - Signal Interconnection	02 4	\$0.00	\$0.00	\$0.00	\$0.00	\$0.00
WHH001	Traffic Hazard Elimination - Signal Optimization	03 1	\$0.00	\$0.00	\$0.00	\$0.00	\$0.00
WHH001	Traffic Hazard Elimination - Signal Optimization	03 2	\$0.00	\$0.00	\$0.00	\$0.00	\$0.00
WHH001	Traffic Hazard Elimination - Signal Optimization	03 4	\$0.00	\$0.00	\$0.00	\$0.00	\$0.00
WHH001	Traffic Hazard Elimination - West Layton Avenue S. 27th	04 1	\$0.00	\$0.00	\$0.00	\$0.00	\$0.00
WHH001	Traffic Hazard Elimination - West Layton Avenue S. 27th	04 2	\$0.00	\$0.00	\$0.00	\$0.00	\$0.00
WHH001	Traffic Hazard Elimination - West Layton Avenue S. 27th	04 4	\$0.00	\$0.00	\$0.00	\$0.00	\$0.00
WHH001	Traffic Hazard Elimination - West Oklahoma Ave., West Beloit R	05 1	\$0.00	\$0.00	\$0.00	\$0.00	\$0.00
WHH001	Traffic Hazard Elimination - West Oklahoma Ave., West Beloit R	05 2	\$0.00	\$0.00	\$0.00	\$0.00	\$0.00
WHH001	Traffic Hazard Elimination - West College Avenue, S. 27th	06 1	\$0.00	\$0.00	\$0.00	\$0.00	\$0.00
WHH001	Traffic Hazard Elimination - West College Avenue, S. 27th	06 2	\$0.00	\$0.00	\$0.00	\$0.00	\$0.00
WHH001	Traffic Hazard Elimination - West College Avenue, S. 27th	06 4	\$0.00	\$0.00	\$0.00	\$0.00	\$0.00
WHH001	Traffic Hazard Elimination - West College Avenue, S. 27th	09 1	\$0.00	\$0.00	\$0.00	\$0.00	\$0.00
WHH001	Traffic Hazard Elimination - West College Avenue, S. 27th	09 2	\$0.22	\$0.49	(\$0.27)	\$0.00	\$0.00
WHH001	West Hampton Aven 60th to North 124th	09 1	\$0.00	\$0.00	\$0.00	\$0.00	\$0.00
WHH001	West Hampton Aven 60th to North 124th	09 2	\$0.00	\$0.00	\$0.00	\$0.00	\$0.00
WHH001	Traffic Hazard Elimination - West Rawson Ave & S. 68th St,	12 1	\$0.00	\$0.00	\$0.00	\$0.00	\$0.00
WHH001	Traffic Hazard Elimination - West Rawson Ave & S. 68th St,	12 2	\$0.00	\$0.00	\$0.00	\$0.00	\$0.00
WHH001	Traffic Hazard Elimination - West Rawson Ave & S. 68th St,	15 1	(\$423.19)	\$0.49	(\$423.68)	\$0.00	(\$423.68)
WHH001	S.76th St. Intersects of Edgerton & Layton Avenue	15 2	\$423.00	\$0.00	\$423.00	\$0.00	\$423.00
WHH001	S.76th St. Intersects of Edgerton & Layton Avenue	16 1	\$0.92	\$0.50	\$0.42	\$0.00	\$0.42
WHH001	Pedestrian Countdown Signal Heads (49 Locations)	16 2	\$0.00	\$0.00	\$0.00	\$0.00	\$0.00
WHH001	Pedestrian Countdown Signal Heads (49 Locations)	17 1	\$0.00	\$0.00	\$0.00	\$0.00	\$0.00
WHH001	Intersection of CTH Y & S.60th St.	17 1	\$0.95	\$1.48	(\$0.53)	\$0.00	(\$0.53)
	Total		\$11,376.03	\$2,684.32	\$8,691.71	\$0.00	\$8,691.71
WHH002	Inter-jurisdictional Traffic System CMAQ	01 1	(\$3,232.93)	(\$301.51)	(\$2,931.42)	\$0.00	(\$2,931.42)
WHH002	Inter-jurisdictional Traffic System CMAQ	0 2	\$8,143.10	\$2,382.81	\$5,760.29	\$0.00	\$5,760.29
	Total		(\$7,476.78)	(\$755.08)	(\$6,721.70)	\$0.00	(\$6,721.70)
WHH010	Reconstruct Mill Road - 43rd to Teutonia	02 1	\$5,202.60	(\$618.18)	\$5,820.78	\$0.00	\$5,820.78
WHH010	Reconstruct Mill Road - 43rd to Teutonia	02 3					

Capital Improvement Carryovers
2013 Carryover to 2014

Schedule of Expenditure Appropriations and Revenues Not Recommended for Carryover

Division	Description	Airports	Total Lapsed		Lapsed Net		Cash	Bonds
			Appropriations	Revenue	Appropriations	Revenue		
Active Projects								
WH010	College Avenue South 51st to South 27th St.		\$126.11	\$34.00	\$92.11	\$0.00	\$92.11	
WH010	College Avenue South 51st to South 27th St.		\$251,091.98	\$254,424.43	(\$3,332.45)	\$0.00	(\$3,332.45)	
WH010	College Avenue South 51st to South 27th St.		\$2,667.14	(\$45.61)	\$2,712.75	\$0.00	\$2,712.75	
WH010	Reconstruct CTH "Y" Layton Ave 27th to 43rd		\$0.00	\$0.00	\$0.00	\$0.00	\$0.00	
WH010	Reconstruct CTH "Y" Layton Ave 27th to 43rd		\$0.00	\$0.00	\$0.00	\$0.00	\$0.00	
WH010	Reconstruct CTH "V" South 13th		(\$13,521.16)	(\$24,122.06)	\$10,600.90	\$0.00	\$10,600.90	
WH010	Reconstruct CTH "V" South 13th		\$452.11	\$0.43	\$451.68	\$0.00	\$451.68	
WH010	Reconstruct CTH "V" South 13th-ROW		\$226.91	\$189.52	\$37.39	\$0.00	\$37.39	
WH010	Reconstruct Hampton from 92nd		\$0.00	\$0.00	\$0.00	\$0.00	\$0.00	
WH010	Reconstruct Hampton from 92nd		\$0.00	\$0.00	\$0.00	\$0.00	\$0.00	
WH010	West College 51st to Loomis		\$0.00	\$0.00	\$0.00	\$0.00	\$0.00	
WH010	S. 13th St.: So. County Line Road to		(\$0.00)	\$0.00	(\$0.00)	\$0.00	(\$0.00)	
WH010	N. Port Washington Road: Daphne to		\$0.00	\$0.00	\$0.00	\$0.00	\$0.00	
WH010	Reconstruct 13th: Ryan to Rawson		\$0.00	\$0.00	\$0.00	\$0.00	\$0.00	
WH010	S-76th St. - Puetz to Imperial		(\$269,626.28)	\$0.03	(\$269,626.31)	\$0.00	(\$269,626.31)	
WH010	S-76th St. - Puetz to Imperial		\$259,353.65	(\$0.00)	\$259,353.65	\$0.00	\$259,353.65	
WH010	S-76th St. - Puetz to Imperial		(\$4,813.06)	(\$5,598.94)	\$785.88	\$0.00	\$785.88	
WH010	Reconstruct Hampton Avenue Hwy 100 to 124th		\$0.00	\$0.00	\$0.00	\$0.00	\$0.00	
WH010	Total		\$223,683.22	\$223,508.54	\$174.68	\$0.00	\$174.68	
WH020	College Avenue - 13th to 20th		\$30,481.01	\$30,657.31	(\$176.30)	\$0.00	(\$176.30)	
WH020	Mill Road 91st to 5TH 45		\$0.00	(\$14.81)	\$14.81	\$0.00	\$14.81	
WH020	Mill Road 91st to 5TH 45		(\$133.26)	(\$25.93)	(\$107.33)	\$0.00	(\$107.33)	
WH020	Resurface West Oklahoma Avenue: 108th		\$394,703.80	\$405,144.52	(\$10,440.72)	\$0.00	(\$10,440.72)	
WH020	Resurface West Oklahoma Avenue: 108th		\$9,756.15	(\$64,517.28)	\$74,273.43	\$0.00	\$74,273.43	
WH020	S. 68th St. (W. Ryan Rd. to House of Correction)		(\$14.38)	(\$10.01)	(\$4.37)	\$0.00	(\$4.37)	
WH020	Oklahoma Avenue: 72nd to 76th St. West		\$11.25	\$0.00	\$11.25	\$0.00	\$11.25	
WH020	S. North Cape Rd (Hi-View Dr. to S. Carrol C)		(\$286.01)	(\$128.65)	(\$157.36)	\$0.00	(\$157.36)	
WH020	East Layton Ave. - Howell to Pennsylvania		\$0.00	\$75,000.00	(\$75,000.00)	\$0.00	(\$75,000.00)	
WH020	Total		\$434,518.56	\$446,105.15	(\$11,586.59)	\$0.00	(\$11,586.59)	
WH021	Mill Road - North 84th to North 56th		\$0.00	\$0.00	\$0.00	\$0.00	\$0.00	
WH021	Mill Road - North 84th to North 56th		\$74,100.00	\$0.00	\$74,100.00	\$0.00	\$74,100.00	
WH021	Total		\$74,100.00	\$0.00	\$74,100.00	\$0.00	\$74,100.00	
WH022	N. 107th St. Brown Deer to NCL		\$9,901.56	\$500.00	\$9,401.56	\$0.00	\$9,401.56	
WH022	N. 107th St. Brown Deer to NCL		(\$97.49)	(\$476.56)	\$379.07	\$0.00	\$379.07	
WH022	N. 107th St. Brown Deer to NCL		\$305.87	(\$23.71)	\$329.58	\$0.00	\$329.58	
WH022	Total		\$10,109.94	(\$0.27)	\$10,110.21	\$0.00	\$10,110.21	
WH023	West Mill Road - 84th St. to 91st, 51st to 43rd		(\$6,118.74)	(\$610.41)	(\$5,508.33)	\$0.00	(\$5,508.33)	
WH023	West Mill Road - 84th St. to 91st, 51st to 43rd		\$93,050.75	\$93,991.60	(\$940.85)	\$0.00	(\$940.85)	
WH023	Total		\$86,932.01	\$93,381.19	(\$6,449.18)	\$0.00	(\$6,449.18)	

Capital Improvement Carryovers
2013 Carryover to 2014

Schedule of Expenditure Appropriations and Revenues Not Recommended for Carryover

Division	Description	Total Lapsed Appropriations	Total Lapsed Revenue	Lapsed Net Appropriations	Cash	Bonds
TRANSPORTATION & PUBLIC WORKS						
Airports						
Active Projects						
WH030	Forest Home Bridge over Root River	01 1	\$0.00	\$0.00	\$0.00	\$0.00
WH030	Forest Home Bridge over Root River	01 2	\$0.00	\$0.00	\$0.00	\$0.00
WH030	Forest Home Bridge over Root River	01 3	(\$0.00)	\$0.00	(\$0.00)	(\$0.00)
WH030	Oak Creek Parkway Bridge #741	02 1	\$0.00	\$0.00	\$0.00	\$0.00
WH030	Oak Creek Parkway Bridge #741	02 2	\$174,216.97	\$174,079.31	\$137.66	\$137.66
WH030	Milwaukee River Parkway Bridge	03 1	\$0.00	\$0.00	\$0.00	\$0.00
WH030	Milwaukee River Parkway Bridge	03 2	(\$80.38)	(\$2.57)	(\$77.81)	(\$77.81)
WH030	Jackson Park Drive KK River Bridge	04 1	\$0.00	\$0.00	\$0.00	\$0.00
WH030	W. College Ave. Whitnall Park Bridge#562	05 1	\$0.00	\$0.00	\$0.00	\$0.00
WH030	W. College Ave. Whitnall Park Bridge#562	05 2	\$0.00	\$0.00	\$0.00	\$0.00
WH030	Whitnall Park Bridge - Root River - 721	06 1	(\$1,393.31)	(\$141.54)	(\$1,251.77)	(\$1,251.77)
WH030	Whitnall Park Bridge - Root River	06 2	\$745.02	(\$499.30)	\$1,244.32	\$1,244.32
WH030	Milwaukee River Parkway Bridge	07 1	\$159.00	\$15.61	\$143.39	\$143.39
WH030	Milwaukee River Parkway Bridge	07 2	(\$158.40)	(\$15.08)	(\$143.32)	(\$143.32)
WH030	Honeycreek pkyw bridges#779	08 1	\$0.00	\$0.00	\$0.00	\$0.00
WH030	Honeycreek pkyw bridges#779	08 2	\$0.00	\$0.00	\$0.00	\$0.00
WH030	Honeycreek pkyw bridges#780	09 1	\$0.00	\$0.00	\$0.00	\$0.00
WH030	Honeycreek pkyw bridges#780	09 2	\$0.00	\$0.00	\$0.00	\$0.00
WH030	Whitnall Park Bridge - Root River - 713	13 1	(\$234.54)	(\$235.05)	\$0.51	\$0.51
WH030	Whitnall Park Bridge - Root River - 713	13 2	\$0.00	\$0.00	\$0.00	\$0.00
WH030	W. Oklahoma Ave. over Honey Creek	16 1	\$0.00	\$0.00	\$0.00	\$0.00
WH030	W. Oklahoma Ave. over Honey Creek	16 2	\$15,233.28	\$15,591.47	(\$358.19)	(\$358.19)
	Total		\$188,487.64	\$188,792.85	(\$305.21)	(\$305.21)
WH060	Transportation Division Project Mgmt	01 1	\$0.00	\$0.00	\$0.00	\$0.00
WH080	S. 76th to W. Forest Home Ave. - Bridge Rehabilitation	01 1	\$0.00	\$0.00	\$0.00	\$0.00
WH080	S. 76th to W. Forest Home Ave. - Bridge Rehabilitation	01 2	\$24,966.65	\$24,966.00	\$0.65	\$0.65
WH080	Lake Bridge over Drainage	03 1	(\$7,773.83)	(\$17,157.09)	\$9,383.26	\$9,383.26
WH080	Lake Bridge over Drainage	03 2	\$7,772.52	\$17,158.36	(\$9,385.84)	(\$9,385.84)
WH080	KK River Parkway Bridge	04 1	\$3,132.49	(\$6.91)	\$3,139.40	\$3,139.40
WH080	KK River Parkway Bridge	04 2	\$193,770.34	\$194,334.62	(\$564.28)	(\$564.28)
WH080	Root River Parkway Bridge	05 1	\$0.00	\$0.00	\$0.00	\$0.00
WH080	Jackson Park Bridge	07 1	\$0.00	\$0.00	\$0.00	\$0.00
WH080	S. 76th St. Root River Bridge	14 1	(\$0.00)	\$0.00	(\$0.00)	(\$0.00)
WH080	S. 76th St. Root River Bridge #057	15 1	\$0.00	\$0.00	\$0.00	\$0.00
	Total		\$221,868.17	\$219,294.98	\$2,573.19	\$2,573.19
WH082	Reconstruct CTH ZZ College Howell	01 1	\$0.00	\$0.00	\$0.00	\$0.00
WH082	Reconstruct CTH ZZ College Howell	01 2	\$0.09	\$0.66	(\$0.57)	(\$0.57)
WH082	Reconstruct CTH ZZ College Howell	01 3	\$188,554.56	\$179,849.10	\$8,705.46	\$8,705.46
WH082	West Rawson Avenue 27th to 6th	03 1	\$0.00	\$0.00	\$0.00	\$0.00
WH082	West Rawson Avenue 27th to 6th	03 2	(\$0.00)	\$0.00	(\$0.00)	(\$0.00)
WH082	West Rawson Avenue 6th to Ash	04 1	\$0.00	\$0.00	\$0.00	\$0.00

Capital Improvement Carryovers
2013 Carryover to 2014

Schedule of Expenditure Appropriations and Revenues Not Recommended for Carryover

Division	Description	Airports	Total Lapsed Appropriations	Total Lapsed Revenue	Lapsed Net Appropriations	Cash	Bonds		
								04	06
Active Projects									
WH082	West Rawson Avenue 6th to Ash		\$0.00	\$0.00	\$0.00	\$0.00	\$0.00		
WH082	East College: Packard to Pennsylvania		\$0.00	\$0.00	\$0.00	\$0.00	\$0.00		
	Total		\$188,554.65	\$179,849.76	\$8,704.89	\$0.00	\$8,704.89		
WH083	W. Silver Spring-N124th to N69th	01	\$783.77	\$0.79	\$782.98	\$0.00	\$782.98		
WH083	W. Silver Spring-N124th to N69th	01	\$190.21	(\$9,475.72)	\$9,665.93	\$0.00	\$9,665.93		
WH083	West Silver Spring Drive over Little Menomonee	03	\$66,714.98	\$67,781.18	(\$1,066.20)	\$0.00	(\$1,066.20)		
WH083	West Silver Spring Drive over Little Menomonee	04	(\$0.00)	\$0.00	(\$0.00)	\$0.00	(\$0.00)		
	Total		\$67,688.96	\$58,306.25	\$9,382.71	\$0.00	\$9,382.71		
WH084	S. 76th St. W. Parkview Drive	01	\$24.59	(\$3.99)	\$28.58	\$0.00	\$28.58		
WH084	S. 76th St. W. Parkview Drive	01	\$0.00	\$0.00	\$0.00	\$0.00	\$0.00		
	Total		\$24.59	(\$3.99)	\$28.58	\$0.00	\$28.58		
WH086	West Good Hope	01	\$0.00	\$0.00	\$0.00	\$0.00	\$0.00		
WH086	West Good Hope	01	\$515.00	\$156.17	\$358.83	\$0.00	\$358.83		
WH086	West Good Hope	01	\$7,552.41	(\$20.69)	\$7,573.10	\$0.00	\$7,573.10		
WH086	W. Good Hope Rd. Little Menomonee	02	\$43,329.84	\$9,767.05	\$33,562.79	\$0.00	\$33,562.79		
WH086	W. Good Hope Rd. Little Menomonee	02	\$27,743.91	\$20,019.92	\$7,723.99	\$0.00	\$7,723.99		
WH086	W. Good Hope Rd. Little Menomonee to North 91st	03	\$0.00	(\$2,756.90)	\$2,756.90	\$0.00	\$2,756.90		
	Total		\$79,141.16	\$27,165.55	\$51,975.61	\$0.00	\$51,975.61		
WH087	Ryan Rd Culvert East of S. 112th	01	(\$0.49)	(\$145.62)	\$145.13	\$0.00	\$145.13		
WH088	North Shop Salt Shed Replacement	01	\$0.00	\$0.00	\$0.00	\$0.00	\$0.00		
WH089	13th St. and Puetz Intersection	01	(\$380.91)	(\$174.93)	(\$205.98)	\$0.00	(\$205.98)		
WH201	South 76th Street Between Parkview Road And W. Grange Ave	02	\$0.00	\$0.00	\$0.00	\$0.00	\$0.00		
WH201	South 76th Street Between Parkview Road And W. Grange Ave	02	\$0.00	\$0.00	\$0.00	\$0.00	\$0.00		
WH201	S. 76th St. Between Parkview Rd & W. Grange Ave	02	\$0.00	\$0.00	\$0.00	\$0.00	\$0.00		
WH201	ROW West Layton Ave. Between S. 108th and S. 84th	03	\$488.00	\$454.64	\$33.36	\$0.00	\$33.36		
WH201	ROW West Layton Ave. Between S. 108th and S. 84th	03	\$27,800.01	\$27,829.84	(\$29.83)	\$0.00	(\$29.83)		
WH201	ROW West Layton Ave. Between S. 108th and S. 84th	03	\$0.00	\$0.00	\$0.00	\$0.00	\$0.00		
WH201	W. Beloit Rd Between S. 108th & S. 103rd	06	\$0.00	\$0.00	\$0.00	\$0.00	\$0.00		
WH201	West Beloit Rd/S. 108th St. and S. 103rd	06	\$0.00	\$0.00	\$0.00	\$0.00	\$0.00		
WH201	PE - S. 76th Between W. Puetz Rd and Imperial Drive	07	\$0.00	\$0.00	\$0.00	\$0.00	\$0.00		
WH201	S. 76th Between W. Puetz Rd and Imperial Drive - ROW	07	\$0.00	\$0.00	\$0.00	\$0.00	\$0.00		
WH201	PE - N. Teutonia Ave. Between W. Bradley Rd. and N. 43rd St.	08	\$0.00	\$0.00	\$0.00	\$0.00	\$0.00		
WH201	N. Teutonia Ave. Between W. Bradley Rd. and N. 43rd St.	08	\$0.00	\$0.00	\$0.00	\$0.00	\$0.00		
WH201	Railroad Crossing CTH "Y" E. Layton Avenue	09	\$0.00	\$0.00	\$0.00	\$0.00	\$0.00		
WH201	CTH Development Review	10	\$0.00	\$0.00	\$0.00	\$0.00	\$0.00		
WH201	Bridge Administration Program	11	\$0.00	\$0.00	\$0.00	\$0.00	\$0.00		

Capital Improvement Carryovers
2013 Carryover to 2014

Schedule of Expenditure Appropriations and Revenues Not Recommended for Carryover

Division	Description	Total Lapsed Appropriations	Total Lapsed Revenue	Lapsed Net Appropriations	Cash	Bonds
Active Projects						
WH201	N. 43rd St. Good Hope to Bradley	\$0.00	\$0.00	(\$0.00)	\$0.00	(\$0.00)
WH201	Preliminary Eng. Reconstruct N. Port Washington and Bergen	(\$0.00)	\$0.00	(\$0.00)	\$0.00	(\$0.00)
WH201	Reconstruct N. Port Washington and Bergen Construction	\$114,256.12	\$114,256.00	\$0.12	\$0.00	\$0.12
WH201	ROW Acquisition N. Port Washington Road	\$0.00	\$0.00	\$0.00	\$0.00	\$0.00
WH201	West Mill Road Construction	\$0.00	\$0.00	\$0.00	\$0.00	\$0.00
	Total	\$142,544.13	\$142,540.48	\$3.65	\$0.00	\$3.65
WH222	NHS - West Rawson Avenue	\$0.00	\$0.00	\$0.00	\$0.00	\$0.00
WH222	NHS - West Rawson Avenue	\$0.00	\$0.00	\$0.00	\$0.00	\$0.00
WH222	NHS - West Rawson Avenue	\$0.00	\$0.00	\$0.00	\$0.00	\$0.00
WH222	W. Rawson Ave. 27th to Hawthorne ROW	\$0.00	\$0.00	\$0.00	\$0.00	\$0.00
WH222	National Highway System-Rawson Avenue	\$144,900.00	\$130,700.71	\$14,199.29	\$0.00	\$14,199.29
WH222	NHS-Good Hope Rd/S. 107th	\$0.00	\$0.00	\$0.00	\$0.00	\$0.00
WH222	NHS-Good Hope Rd/S. 107th	\$0.00	\$0.00	\$0.00	\$0.00	\$0.00
WH222	Resurface CTH "BB" Rawson Avenue	\$0.00	\$0.00	\$0.00	\$0.00	\$0.00
	Total	\$144,900.00	\$130,700.71	\$14,199.29	\$0.00	\$14,199.29
WH237	East Layton Pavement Grinding	\$3,641.60	\$0.00	\$3,641.60	\$0.00	\$3,641.60
WH237	East Layton Pavement Grinding	\$0.00	\$0.00	\$0.00	\$0.00	\$0.00
	Total	\$3,641.60	\$0.00	\$3,641.60	\$0.00	\$3,641.60
	Total Highway and Bridges	\$1,873,957.28	\$1,711,704.94	\$162,252.34	\$0.00	\$162,252.34
Mass Transit						
Active Projects						
WT026	Bus Replacement Program	\$8,679.00	\$0.00	\$8,679.00	\$0.00	\$8,679.00
WT026	Bus Replacement Program	\$0.00	\$0.00	\$0.00	\$0.00	\$0.00
WT026	Bus Replacement Program	(\$94,908.44)	(\$9,576.22)	(\$85,332.22)	\$0.00	(\$85,332.22)
	Total	(\$86,229.44)	(\$9,576.22)	(\$76,653.22)	\$0.00	(\$76,653.22)
WT027	Fare Box Renovation	\$0.96	\$0.00	\$0.96	\$0.00	\$0.96
WT040	New Annunciators	\$0.00	\$0.00	\$0.00	\$0.00	\$0.00
WT040	New Annunciators	\$0.37	\$0.00	\$0.37	\$0.37	\$0.00
	Total	\$0.37	\$0.00	\$0.37	\$0.37	\$0.00
WT049	Replace Bus Vacuum System at Kinnickinnic Garage	\$7,207.32	\$0.00	\$7,207.32	\$0.00	\$7,207.32
WT049	Replace Bus Vacuum System at Kinnickinnic Garage	(\$7,207.26)	(\$735.31)	(\$6,471.95)	\$0.00	(\$6,471.95)
	Total	\$0.06	(\$735.31)	\$735.37	\$0.00	\$735.37
WT052	Replace Fire Alarm System at Fond Du Lac Garage	(\$2,273.40)	\$0.00	(\$2,273.40)	\$0.00	(\$2,273.40)
WT052	Replace Fire Alarm System at Fond Du Lac Garage	(\$1,811.43)	(\$62.89)	(\$1,748.54)	\$0.00	(\$1,748.54)
	Total	(\$4,084.83)	(\$62.89)	(\$4,021.94)	\$0.00	(\$4,021.94)

Capital Improvement Carryovers
2013 Carryover to 2014

Schedule of Expenditure Appropriations and Revenues Not Recommended for Carryover

Division	Description		Total Lapsed Appropriations	Total Lapsed Revenue	Lapsed Net Appropriations	Cash	Bonds
TRANSPORTATION & PUBLIC WORKS							
Airports							
Active Projects							
WT053	Replace Bus Vacuum System at Fiebrantz Garage	01 1	\$0.76	\$0.00	\$0.76	\$0.00	\$0.76
WT053	Replace Bus Vacuum System at Fiebrantz Garage	01 4	\$105.65	(\$220.87)	\$326.52	\$0.00	\$326.52
	Total		\$106.41	(\$220.87)	\$327.28	\$0.00	\$327.28
WT054	Replace Bus Wash System at Kinnickinnic Garage	01 1	\$10,524.62	\$0.00	\$10,524.62	\$0.00	\$10,524.62
WT054	Replace Bus Wash System at Kinnickinnic Garage	01 4	(\$11,274.30)	(\$783.45)	(\$10,490.85)	\$0.00	(\$10,490.85)
	Total		(\$749.68)	(\$783.45)	\$33.77	\$0.00	\$33.77
WT056	Replace HVAC System at Kinnickinnic Garage	01 1	(\$27,817.11)	\$0.00	(\$27,817.11)	\$0.00	(\$27,817.11)
WT056	Replace HVAC System at Kinnickinnic Garage	01 4	\$27,762.29	(\$540.38)	\$28,302.67	\$0.00	\$28,302.67
	Total		(\$54.82)	(\$540.38)	\$485.56	\$0.00	\$485.56
WT057	Replace FDL Bus Wash System	01 1	\$24,331.73	\$608,058.00	(\$583,726.27)	\$0.00	(\$583,726.27)
WT057	Replace FDL Bus Wash System	01 4	(\$24,331.60)	(\$608,058.01)	\$583,726.41	\$0.00	\$583,726.41
	Total		\$0.13	(\$0.01)	\$0.14	\$0.00	\$0.14
WT066	Replace Bus Wash System at Fiebrantz Garage	01 1	\$0.18	\$0.00	\$0.18	\$0.00	\$0.18
WT066	Replace Bus Wash System at Fiebrantz Garage	01 4	(\$4.81)	(\$1.71)	(\$3.10)	\$0.00	(\$3.10)
	Total		(\$4.63)	(\$1.71)	(\$2.92)	\$0.00	(\$2.92)
WT067	Replace Roof Flashings at MCTS Fleet Maintenance	01 1	\$0.22	\$0.00	\$0.22	\$0.00	\$0.22
WT067	Replace Roof Flashings at MCTS Fleet Maintenance	01 2	\$0.00	\$0.00	\$0.00	\$0.00	\$0.00
	Total		\$0.22	\$0.00	\$0.22	\$0.00	\$0.22
WT069	Replace Underground Storage Tanks at MCTS Fleet	01 1	(\$660.01)	\$0.00	(\$660.01)	\$0.00	(\$660.01)
WT069	Replace Underground Storage Tanks at MCTS Fleet	01 4	\$153,724.43	\$153,064.06	\$660.37	\$0.00	\$660.37
	Total		\$153,064.42	\$153,064.06	\$0.36	\$0.00	\$0.36
WT070	Bus Shields	01 1	\$100,000.00	\$100,000.00	\$0.00	\$0.00	\$0.00
WT070	Bus Shields	01 4	\$645,000.00	\$645,000.00	\$0.00	\$0.00	\$0.00
	Total		\$745,000.00	\$745,000.00	\$0.00	\$0.00	\$0.00
WT071	Bus Protector Shields	01 4	\$0.00	\$0.00	\$0.00	\$0.00	\$0.00
WT303	HVAC Control System	01 1	\$633.91	(\$0.59)	\$634.50	\$0.00	\$634.50
WT303	HVAC Control System	01 4	\$0.00	\$0.00	\$0.00	\$0.00	\$0.00
	Total		\$633.91	(\$0.59)	\$634.50	\$0.00	\$634.50
	Total Mass Transit		\$807,683	\$886,143	(\$78,460)	\$0.37	(\$78,459.92)
Environmental							
Active Projects							
WV009	Countywide Sanitary Sewer Replacement	01 1	(\$0.00)	\$0.00	(\$0.00)	\$0.00	(\$0.00)
WV009	Countywide Sanitary Sewer Replacement	01 2	\$110,063.76	\$0.00	\$110,063.76	\$0.00	\$110,063.76

Capital Improvement Carryovers
2013 Carryover to 2014

Schedule of Expenditure Appropriations and Revenues Not Recommended for Carryover

Division	Description	Accounting Code	Total Lapsed		Lapsed Net	Cash	Bonds
			Appropriations	Revenue			
TRANSPORTATION & PUBLIC WORKS							
Airports							
Active Projects							
WW/009	Countywide Sanitary Sewer Replacement	02 2	(\$110,064.26)	\$0.00	(\$110,064.26)	\$0.00	(\$110,064.26)
WW/009	Airport Sanitary Sewer Repairs	03 2	\$0.00	\$0.00	\$0.00	\$0.00	\$0.00
	Total		(\$0.50)	\$0.00	(\$0.50)	\$0.00	(\$0.50)
WW/012	Pond and Lagoon Demonstration Project	01 1	\$0.51	\$0.00	\$0.51	\$0.00	\$0.51
WW/012	Pond and Lagoon Demonstration Project	01 2	(\$204.23)	(\$23.07)	(\$181.16)	\$0.00	(\$181.16)
	Total		(\$203.72)	(\$23.07)	(\$180.65)	\$0.00	(\$180.65)
WW/013	McKinley Beach SW Outfall Pretreatment	01 1	\$0.00	\$0.00	\$0.00	\$0.00	\$0.00
WW/013	McKinley Beach SW Outfall Pretreatment	01 2	\$0.00	\$0.00	\$0.00	\$0.00	\$0.00
	Total		\$0.00	\$0.00	\$0.00	\$0.00	\$0.00
WW/014	Dretzka Park Groundwater and Soil Remediation	01 1	(\$87.99)	\$0.00	(\$87.99)	\$0.00	(\$87.99)
WW/014	Dretzka Park Groundwater and Soil Remediation	01 2	\$2,292.36	(\$78.19)	\$2,370.55	\$0.00	\$2,370.55
	Total		\$2,204.37	(\$78.19)	\$2,282.56	\$0.00	\$2,282.56
WW/016	NR216 Stormwater TSS Controls	01 2	(\$490.25)	(\$46.40)	(\$443.85)	\$0.00	(\$443.85)
WW/017	Doyne Landfill Gas Extraction	01 2	\$0.00	\$0.00	\$0.00	\$0.00	\$0.00
WW/017	Franklin Landfill FEMA Mitigation	02 2	\$0.00	\$0.00	\$0.00	\$0.00	\$0.00
	Total		\$0.00	\$0.00	\$0.00	\$0.00	\$0.00
WW/018	Underground Storage Tanks Upgrades	01 1	(\$0.50)	\$0.00	(\$0.50)	\$0.00	(\$0.50)
WW/018	Underground Storage Tanks Upgrades	01 2	(\$1,000.34)	(\$1,725.09)	\$724.75	\$0.00	\$724.75
	Total		(\$1,000.84)	(\$1,725.09)	\$724.25	\$0.00	\$724.25
WW/020	Root River Asbestos Dump Removal	01 1	\$0.49	\$0.00	\$0.49	\$0.00	\$0.49
WW/020	Root River Asbestos Dump Removal	01 2	\$0.00	\$0.00	\$0.00	\$0.00	\$0.00
	Total		\$0.49	\$0.00	\$0.49	\$0.00	\$0.49
WW/022	Franklin Landfill Infrastructure	01 1	\$0.17	(\$136.87)	\$137.04	\$0.00	\$137.04
WW/025	Rawson Avenue Pump Station	01 1	\$289,726.59	(\$660,000.00)	\$949,726.59	\$0.00	\$949,726.59
WW/025	Rawson Avenue Pump Station	01 2	(\$290,725.56)	\$648,811.73	(\$939,537.29)	\$0.00	(\$939,537.29)
	Total		(\$998.97)	(\$11,188.27)	\$10,189.30	\$0.00	\$10,189.30
WW/029	Grant Park Lift Station	01 1	\$0.00	\$0.00	\$0.00	\$0.00	\$0.00
WW/029	Grant Park Lift Station	01 2	(\$500.40)	(\$931.60)	\$431.20	\$0.00	\$431.20
	Total		(\$500.40)	(\$931.60)	\$431.20	\$0.00	\$431.20
	Total Environmental		(\$990)	(\$14,129)	\$13,139.84	\$0.00	\$13,139.84
TOTAL TRANSPORTATION & PUBLIC WORKS			\$12,966,275	\$10,810,681	\$2,155,593.80	\$288,249.52	\$1,867,344.28

Capital Improvement Carryovers
2013 Carryover to 2014

Schedule of Expenditure Appropriations and Revenues Not Recommended for Carryover

Division	Description			Total Lapsed Appropriations	Total Lapsed Revenue	Lapsed Net Appropriations	Cash	Bonds
TRANSPORTATION & PUBLIC WORKS								
Airports								
PARKS, RECREATION & CULTURE								
Museum								
Active Projects								
WMM003	Electrical Distribution Replacement	01	1	(\$2,474.15)	\$0.00	(\$2,474.15)	\$0.00	(\$2,474.15)
WMM003	Electrical Distribution Replacement	01	2	\$1,718.88	(\$2.11)	\$1,720.99	\$0.00	\$1,720.99
	Total			(\$755.27)	(\$2.11)	(\$753.16)	\$0.00	(\$753.16)
WMM005	Museum Air Handling and Piping Replacement	01	1	(\$6,703.63)	\$0.00	(\$6,703.63)	\$0.00	(\$6,703.63)
WMM005	Museum Air Handling and Piping Replacement	01	2	\$6,699.82	(\$5.50)	\$6,705.32	\$0.00	\$6,705.32
	Total			(\$3.81)	(\$5.50)	\$1.69	\$0.00	\$1.69
WMM018	MPPM Rectify Steam/Condensate Piping AHU 5&6	01	1	\$381.45	\$0.00	\$381.45	\$0.00	\$381.45
	Total Museum			(\$377.63)	(\$7.61)	(\$370.02)	(\$0.00)	(\$370.02)
Department of Parks, Rec. & Culture								
Active Projects								
WP0657	Dog Park Phase I	01	1	\$0.00	\$0.00	\$0.00	\$0.00	\$0.00
WP0657	Dog Park Phase I	01	2	\$0.00	\$0.00	\$0.00	\$0.00	\$0.00
WP0657	Dog Park Phase II	02	1	\$0.00	\$0.00	\$0.00	\$0.00	\$0.00
WP0657	Dog Park Phase II	02	2	\$0.00	\$0.00	\$0.00	\$0.00	\$0.00
WP0657	Dog Park Phase III	03	1	(\$8,055.33)	\$0.00	(\$8,055.33)	\$0.00	(\$8,055.33)
WP0657	Dog Park Phase III	03	2	(\$0.00)	\$0.00	(\$0.00)	\$0.00	(\$0.00)
	Total			(\$8,055.33)	\$0.00	(\$8,055.33)	\$0.00	(\$8,055.33)
WP0663	Estabrook Dam	01	2	\$0.00	\$0.00	\$0.00	\$0.00	\$0.00
WP0663	Estabrook Dam	02	2	(\$0.58)	(\$0.41)	(\$0.17)	\$0.00	(\$0.17)
	Total	0	0	(\$0.58)	(\$0.41)	(\$0.17)	\$0.00	(\$0.17)
WP0669	Countywide Play Area Redevelopment	01	1	\$0.00	\$0.00	\$0.00	\$0.00	\$0.00
WP0669	Countywide Play Area Redevelopment	01	2	\$20,798.99	(\$215.29)	\$21,014.28	\$0.00	\$21,014.28
WP0669	Southwood Glen Play Area	02	2	\$0.00	\$0.00	\$0.00	\$0.00	\$0.00
WP0669	Humboldt Park No. 1	03	2	(\$0.00)	\$0.00	(\$0.00)	\$0.00	(\$0.00)
WP0669	Wedgewood Park	04	2	\$0.00	\$0.00	\$0.00	\$0.00	\$0.00
WP0669	Cathedral Square Park	05	2	(\$0.00)	\$0.00	(\$0.00)	\$0.00	(\$0.00)
WP0669	Johnsons Park	06	2	\$0.00	\$0.00	\$0.00	\$0.00	\$0.00
WP0669	Sheridan Park No.2 (Pool)	07	2	(\$0.00)	\$0.00	(\$0.00)	\$0.00	(\$0.00)
WP0669	Greenfield Park No. 2	08	2	(\$0.00)	\$0.00	(\$0.00)	\$0.00	(\$0.00)
	Total			\$20,798.99	(\$215.29)	\$21,014.28	\$0.00	\$21,014.28
WP070	Lindbergh Park Wading Pool Roof Replacement	25	2	(\$1.72)	(\$997.01)	\$995.29	\$0.00	\$995.29
	Total			(\$1.78)	(\$997.01)	\$995.23	\$0.00	\$995.23
WP090	Greenfield Park Pool Coping Stone	08	2	(\$161,767.72)	\$0.00	(\$161,767.72)	\$0.00	(\$161,767.72)

Capital Improvement Carryovers
2013 Carryover to 2014

Schedule of Expenditure Appropriations and Revenues Not Recommended for Carryover

Division	Description	Total Lapsed		Total Lapsed		Lapsed Net		Cash	Bonds
		Appropriations	Revenues	Appropriations	Revenue	Appropriations	Revenues		
TRANSPORTATION & PUBLIC WORKS									
Airports									
Active Projects									
WP090	Kosciusko Park Pool Toy Piping Replacement	10	\$0.00	\$0.00	\$0.00	\$0.00	\$0.00	\$0.00	\$0.00
WP090	McCarty Park Pool Entryway & Concessions	11	\$0.00	\$0.00	\$0.00	\$0.00	\$0.00	\$0.00	\$0.00
WP090	McCarty Park Pool	12	\$41,858.70	(\$218.81)	\$42,077.51	\$0.00	\$42,077.51	\$0.00	\$42,077.51
WP090	Sheridan Park Pool Improvements	13	\$23,480.55	(\$339.65)	\$23,820.20	\$0.00	\$23,820.20	\$0.00	\$23,820.20
WP090	Washington Park Pool Improvements	14	\$37,066.10	(\$184.52)	\$37,250.62	\$0.00	\$37,250.62	\$0.00	\$37,250.62
WP090	Jackson Park Pool Improvements	15	\$33,025.19	(\$342.26)	\$33,367.45	\$0.00	\$33,367.45	\$0.00	\$33,367.45
WP090	Kosciusko Park Pool Improvements	16	\$14,136.06	(\$68.97)	\$14,205.03	\$0.00	\$14,205.03	\$0.00	\$14,205.03
	Tool		(\$12,201.12)	(\$1,154.21)	(\$11,046.91)		(\$11,046.91)		(\$11,046.91)
WP105	Lincoln Family Aquatic Center Phase 2	02	(\$0.07)	\$0.00	(\$0.07)	\$0.00	\$0.00	\$0.00	(\$0.07)
\$0.00	Total	0	(\$0.07)	\$0.00	(\$0.07)	\$0.00	\$0.00	\$0.00	(\$0.07)
WP129	Basketball Courts	04	\$10,000.00	\$0.00	\$10,000.00	\$0.00	\$10,000.00	\$0.00	\$10,000.00
WP129	Basketball Courts	04	(\$18,248.44)	(\$744.43)	(\$17,504.01)	\$0.00	(\$17,504.01)	\$0.00	(\$17,504.01)
WP129	Tennis Courts	05	(\$20,126.81)	(\$1,863.42)	(\$18,263.39)	\$0.00	(\$18,263.39)	\$0.00	(\$18,263.39)
\$0.00	Total	0	(\$28,375.25)	(\$2,607.85)	(\$25,767.40)	\$0.00	(\$25,767.40)	\$0.00	(\$25,767.40)
WP131	Oak Leaf Trail - Bluemound - Rainbow Park	01	\$12,693.30	\$0.00	\$12,693.30	\$0.00	\$12,693.30	\$0.00	\$0.00
WP131	Oak Leaf Trail - Bluemound - Rainbow Park	01	(\$12,692.88)	(\$40,750.52)	\$28,057.64	\$28,057.64	\$28,057.64	\$0.00	\$2,050.00
WP131	Oak Leaf Trail - Leon Terrace - Bridge	02	\$2,050.00	\$0.00	\$2,050.00	\$0.00	\$2,050.00	\$0.00	\$2,050.00
WP131	Oak Leaf Trail - Leon Terrace - Bridge	02	\$3,139.66	(\$12.40)	\$3,152.06	\$0.00	\$3,152.06	\$0.00	\$3,152.06
WP131	Oak Leaf Trail - NW Side to Downtown	03	\$33,985.78	\$0.00	\$33,985.78	\$0.00	\$33,985.78	\$0.00	\$33,985.78
WP131	Oak Leaf Trail - NW Side to Downtown	03	(\$33,981.53)	\$0.98	(\$33,982.51)	\$0.00	(\$33,982.51)	\$0.00	(\$33,982.51)
WP131	Oak Leaf Trail - Downtown Connector - Phase 4	04	\$0.00	\$0.00	\$0.00	\$0.00	\$0.00	\$0.00	\$0.00
WP131	Oak Leaf Trail - Downtown Connector - Phase 5	04	\$0.10	\$40,762.30	(\$40,762.20)	(\$40,762.20)	(\$40,762.20)	\$0.00	\$0.00
\$0.00	Total	0	\$5,194.43	\$0.36	\$5,194.07	(\$40,762.20)	(\$11.26)	\$5,205.33	\$0.00
WP132	Mitchell Park Domes Generator Replacement	01	\$0.00	\$0.00	\$0.00	\$0.00	\$0.00	\$0.00	\$0.00
WP132	Mitchell Park Domes Sound System and Security System	02	\$0.00	\$0.00	\$0.00	\$0.00	\$0.00	\$0.00	\$0.00
WP132	Mitchell Park Domes Reflections Pool	03	\$3,705.63	(\$3.50)	\$3,709.13	\$0.00	\$3,709.13	\$0.00	\$3,709.13
\$0.00	Total	0	\$3,705.63	(\$3.50)	\$3,709.13	\$0.00	\$3,709.13	\$0.00	\$3,709.13
WP147	Sherman Park Boys and Girls Club Improvements	01	\$12,179.96	(\$58.83)	\$12,238.79	\$0.00	\$12,238.79	\$0.00	\$12,238.79
WP153	Riverside Park - Various Access Improvements	01	(\$917.51)	(\$922.00)	\$4.49	\$4.49	\$4.49	\$0.00	\$0.00
WP167	Parks Countwide Restroom Renovations	01	\$0.00	\$0.00	\$0.00	\$0.00	\$0.00	\$0.00	\$0.00
WP167	Parks Countwide Restroom Renovations	01	\$0.00	\$0.00	\$0.00	\$0.00	\$0.00	\$0.00	\$0.00
WP167	Greenfield Park Golf 15th Tee Restroom Renovation	02	\$33,278.59	(\$162.37)	\$33,440.96	\$0.00	\$33,440.96	\$0.00	\$33,440.96
WP167	Jackson Park Boathouse Pavilion Restroom Renovation	03	(\$100.40)	\$0.00	(\$100.40)	\$0.00	(\$100.40)	\$0.00	(\$100.40)
WP167	McKinley Park Marina Roundhouse Restroom	04	(\$245.54)	\$0.00	(\$245.54)	\$0.00	(\$245.54)	\$0.00	(\$245.54)
WP167	Veterans Park Comfort Station Renovation	05	(\$19,300.00)	\$0.00	(\$19,300.00)	\$0.00	(\$19,300.00)	\$0.00	(\$19,300.00)
WP167	Veterans Park Comfort Station Renovation	05	(\$14,232.39)	(\$1,572.15)	(\$12,660.24)	\$0.00	(\$12,660.24)	\$0.00	(\$12,660.24)
WP167	Wilson Park Shelter Building Restroom Renovation	06	(\$0.49)	\$0.00	(\$0.49)	\$0.00	(\$0.49)	\$0.00	(\$0.49)

Capital Improvement Carryovers
2013 Carryover to 2014

Schedule of Expenditure Appropriations and Revenues Not Recommended for Carryover

Division	Description	Total Lapsed Appropriations	Total Lapsed Revenue	Lapsed Net Appropriations	Cash	Bonds
WP167	Wilson Park Recreation Center Restroom Renovation	\$0.00	\$0.00	\$0.00	\$0.00	\$0.00
WP167	Zablocki Park Service Building Restroom Renovation	(\$0.00)	\$0.00	(\$0.00)	\$0.00	(\$0.00)
	Total	(\$600.23)	(\$1,734.52)	\$1,134.29	\$0.00	\$1,134.29
WP172	Washington Park Boathouse Roof	\$0.11	(\$14.85)	\$14.96	\$0.00	\$14.96
WP172	Kozy Aquatic Center Pool Buildings Rood	(\$0.17)	(\$176.26)	\$176.09	\$0.00	\$176.09
WP172	Falk Park Pavilion Roof	\$0.00	\$0.00	\$0.00	\$0.00	\$0.00
WP172	South Shore Pavilion Roof	\$0.00	\$0.00	\$0.00	\$0.00	\$0.00
WP172	Vogal Park Pavilion HVAC	\$0.00	\$0.00	\$0.00	\$0.00	\$0.00
WP172	Mitchell Park Domes Roof	\$0.00	(\$721.59)	\$721.59	\$0.00	\$721.59
WP172	MLK Community Center Roof Replacement	\$0.62	(\$1,933.32)	\$1,933.94	\$0.00	\$1,933.94
	Total	\$0.56	(\$2,846.02)	\$2,846.58	\$0.00	\$2,846.58
WP181	Lake Park South Lions Bridge Rehabilitation	\$50.00	\$0.00	\$50.00	\$0.00	\$50.00
WP189	Dineen Park Community Room	\$201.83	\$0.00	\$201.83	\$201.83	\$0.00
WP190	SOUTH SHORE BEACH RELOCATION	(\$38.59)	\$0.00	(\$38.59)	(\$38.59)	\$0.00
WP191	MOODY POOL RENOVATION	\$20,632.65	\$0.00	\$20,632.65	\$0.00	\$20,632.65
WP191	MOODY POOL RENOVATION	(\$20,632.83)	\$1,009.35	(\$21,642.18)	\$0.00	(\$21,642.18)
	Total	(\$0.18)	\$1,009.35	(\$1,009.53)	\$0.00	(\$1,009.53)
WP192	Bradford Beach Parking Lot and Bike Trail	\$0.00	\$0.00	\$0.00	\$0.00	\$0.00
WP192	Estabrook Park OLT Erosion Repair	(\$0.32)	\$0.00	(\$0.32)	(\$0.32)	\$0.00
WP192	Honey Creek Parkway/Portland Avenue Erosion	(\$374.70)	\$0.00	(\$374.70)	(\$374.70)	\$0.00
WP192	Oak Creek Parkway Erosion Repair	(\$0.31)	\$0.00	(\$0.31)	(\$0.31)	\$0.00
WP192	Estabrook Park/Wilson St. Tunnel Repair	\$2,000.00	\$0.00	\$2,000.00	\$2,000.00	\$0.00
WP192	Pleasant Valley Erosion Repair	(\$722.43)	\$0.00	(\$722.43)	(\$722.43)	\$0.00
WP192	Grant Park Picnic Area #2 Erosion Repair	(\$0.70)	\$0.00	(\$0.70)	(\$0.70)	\$0.00
WP192	Big Bay Park/Bluff Erosion Repair	(\$0.79)	\$0.00	(\$0.79)	(\$0.79)	\$0.00
WP192	Riverside Park/East Bank Erosion Repair	(\$2.21)	\$0.00	(\$2.21)	(\$2.21)	\$0.00
WP192	Junneau Park/Bluff & OLT Erosion Repair	(\$900.16)	\$0.00	(\$900.16)	(\$900.16)	\$0.00
	Total	(\$1.62)	\$0.00	(\$1.62)	(\$1.62)	\$0.00
WP197	Humboldt Park Band Shell Roof	(\$3,500.00)	\$0.00	(\$3,500.00)	\$0.00	(\$3,500.00)
WP200	Jackson Boat House Roof Replacement	\$0.22	(\$493.29)	\$493.51	\$0.00	\$493.51
WP202	MLK Community Center HVAC Replacement	\$15,817.10	\$0.00	\$15,817.10	\$0.00	\$15,817.10
WP202	MLK Community Center HVAC Replacement	(\$15,816.28)	(\$7,204.55)	(\$8,611.73)	\$0.00	(\$8,611.73)
	Total	\$0.82	(\$7,204.55)	\$7,205.37	\$0.00	\$7,205.37
WP221	Lincoln Golf Course Irrigation/Pumphouse	\$45,779.46	\$0.00	\$45,779.46	\$0.00	\$45,779.46

Capital Improvement Carryovers
2013 Carryover to 2014

Schedule of Expenditure Appropriations and Revenues Not Recommended for Carryover

Division	Description	Airports	Total Lapsed		Lapsed Net		Cash	Bonds	
			Appropriations	Revenue	Appropriations	Revenue			
Active Projects									
WP221	Lincoln Golf Course Irrigation/Pumphouse		01	2	(\$45,779.66)	(\$4,333.29)	(\$41,446.37)	\$0.00	(\$41,446.37)
	Total				(\$0.20)	(\$4,333.29)	\$4,333.09	\$0.00	\$4,333.09
WP227	Grant Park - Pedestrian Bridges		01	2	\$852.22	(\$54.75)	\$906.97	\$0.00	\$906.97
WP228	Boat Launch Piers Replacement		01	2	(\$0.63)	\$0.43	(\$1.06)	\$0.00	(\$1.06)
WP229	Dineen Parking Lot and Walkway Replacement		01	2	\$299.92	(\$109.96)	\$409.88	\$0.00	\$409.88
WP230	Oakwood Golf Course Clubhouse Roof		01	2	\$15,387.81	(\$75.08)	\$15,462.89	\$0.00	\$15,462.89
WP232	Oak Leaf Trail Rehabilitation at Meaux Park		01	2	(\$7,507.83)	\$0.00	(\$7,507.83)	\$0.00	(\$7,507.83)
WP248	Sports Complex Security and Fire Sys Replacement		01	1	(\$36,168.02)	\$0.00	(\$36,168.02)	\$0.00	(\$36,168.02)
WP248	Sports Complex Security and Fire Sys Replacement		01	2	\$36,168.02	(\$99.47)	\$36,267.49	\$0.00	\$36,267.49
	Total				\$0.00	(\$99.47)	\$99.47	\$0.00	\$99.47
WP251	Parks Maintenance Shop Roof		01	2	(\$0.34)	(\$425.36)	\$425.02	\$0.00	\$425.02
WP252	Root River Parkway Lighting System Replacement		01	2	(\$0.17)	(\$222.31)	\$222.14	\$0.00	\$222.14
WP257	KK Sports Complex #1 Fencing		02	1	\$0.00	\$0.00	\$0.00	\$0.00	\$0.00
WP257	KK Sports Complex #1 Fencing		02	2	(\$0.08)	(\$10.40)	\$10.32	\$0.00	\$10.32
	Total				(\$0.08)	(\$10.40)	\$10.32	\$0.00	\$10.32
WP260	Holler Park Pool - Conversion to Sand Filtration		01	1	\$0.00	\$0.00	\$0.00	\$0.00	\$0.00
WP260	Holler Park Pool - Conversion to Sand Filtration		01	2	\$0.38	(\$556.80)	\$557.18	\$0.00	\$557.18
	Total				\$0.38	(\$556.80)	\$557.18	\$0.00	\$557.18
WP267	Oak Leaf Parkway - Oak Leaf Trail Program		01	1	\$0.00	\$0.00	\$0.00	\$0.00	\$0.00
WP267	Oak Leaf Parkway - Oak Leaf Trail Program		01	2	\$0.23	(\$1,269.97)	\$1,270.20	\$0.00	\$1,270.20
	Total				\$0.23	(\$1,269.97)	\$1,270.20	\$0.00	\$1,270.20
WP269	Wehr Nature Improvements		01	1	(\$6,840.03)	\$0.00	(\$6,840.03)	\$0.00	(\$6,840.03)
WP269	Wehr Nature Improvements		01	2	\$6,839.54	\$0.00	\$6,839.54	\$0.00	\$6,839.54
	Total				(\$0.49)	\$0.00	(\$0.49)	\$0.00	\$0.00
WP270	Oak Creek Parkway Lighting System		01	1	\$26,842.23	\$0.00	\$26,842.23	\$0.00	\$26,842.23
WP270	Oak Creek Parkway Lighting System		01	2	(\$26,842.54)	(\$2,189.08)	(\$24,653.46)	\$0.00	(\$24,653.46)
	Total				(\$0.31)	(\$2,189.08)	\$2,188.77	\$0.00	\$2,188.77
WP271	Johnsons Park Pavilion		01	1	\$0.14	\$0.00	\$0.14	\$0.00	\$0.14
WP271	Johnsons Park Pavilion		01	2	(\$0.27)	(\$1,812.34)	\$1,812.07	\$0.00	\$1,812.07
	Total				(\$0.13)	(\$1,812.34)	\$1,812.21	\$0.00	\$1,812.21

Capital Improvement Carryovers
2013 Carryover to 2014

Schedule of Expenditure Appropriations and Revenues Not Recommended for Carryover

Division	Description	Active Projects	Appropriations	Total Lapsed Appropriations	Revenue	Lapsed Net Appropriations	Cash	Bonds
TRANSPORTATION & PUBLIC WORKS								
Airports								
WP272	Noyes Pool Roof Replacement		\$0.00	\$0.00	\$0.00	\$0.00	\$0.00	\$0.00
WP272	Noyes Pool Roof Replacement		\$0.30	(\$702.74)	\$703.04	\$0.00	\$703.04	\$703.04
	Total		\$0.30	(\$702.74)	\$703.04	\$0.00	\$703.04	\$703.04
WP273	Grobschmidt Park Pool Rehabilitation		(\$88.69)	\$0.00	(\$88.69)	\$0.00	\$0.00	(\$88.69)
WP273	Grobschmidt Park Pool Rehabilitation		\$88.76	(\$851.68)	\$940.44	\$0.00	\$940.44	\$940.44
	Total		\$0.07	(\$851.68)	\$851.75	\$0.00	\$851.75	\$851.75
WP274	Hales Corners Pool Main Drain Replacement		\$0.00	\$0.00	\$0.00	\$0.00	\$0.00	\$0.00
WP274	Hales Corners Pool Main Drain Replacement		\$2,401.22	(\$11,722)	\$2,412.94	\$0.00	\$2,412.94	\$2,412.94
	Total		\$2,401.22	(\$11,722)	\$2,412.94	\$0.00	\$2,412.94	\$2,412.94
WP276	McKinley Marina BMPs and Lake Michigan Water Quality Impro		\$1,498.64	\$0.00	\$1,498.64	\$0.00	\$1,498.64	\$1,498.64
WP279	Humboldt Park Walkways		(\$0.21)	(\$574.59)	\$574.38	\$0.00	\$574.38	\$574.38
WP280	Menomonee River Parkway Reconstruction		(\$13,604.33)	(\$305.12)	(\$13,299.21)	\$0.00	(\$13,299.21)	(\$13,299.21)
WP281	Scout Lake Pavilion Roof Replacement		(\$0.26)	(\$0.90)	\$0.64	\$0.00	\$0.64	\$0.64
WP284	Clarke Square Playground		\$0.11	\$0.00	\$0.11	\$0.00	\$0.11	\$0.11
WP284	Clarke Square Playground		\$0.07	(\$24.02)	\$24.09	\$0.00	\$24.09	\$24.09
	Total		\$0.18	(\$24.02)	\$24.20	\$0.00	\$24.20	\$24.20
WP287	Greenfield Golf Course Irrigation		(\$686.63)	\$0.00	(\$686.63)	\$0.00	(\$686.63)	(\$686.63)
WP287	Greenfield Golf Course Irrigation		\$686.34	(\$245.28)	\$931.62	\$0.00	\$931.62	\$931.62
	Total		(\$0.29)	(\$245.28)	\$244.99	\$0.00	\$244.99	\$244.99
WP394	Bayview Dog Park		\$0.00	\$0.00	\$0.00	\$0.00	\$0.00	\$0.00
WP395	Cannon Furnace Replacement		\$16,008.90	(\$12.28)	\$16,021.18	\$0.00	\$16,021.18	\$16,021.18
WP395	Wedgewood Furnace Replacement		(\$0.38)	(\$5.18)	\$4.80	\$0.00	\$4.80	\$4.80
WP395	Greene Park Boiler Replacement		(\$11,149.29)	(\$6.71)	(\$11,142.58)	\$0.00	(\$11,142.58)	(\$11,142.58)
WP395	Wahl Park - Replace Steam Boiler with Hot Water Boiler		(\$4,759.95)	(\$12.67)	(\$4,747.28)	\$0.00	(\$4,747.28)	(\$4,747.28)
WP395	Falk Furnace and Air Conditioner Replacement		\$13,854.72	(\$11.70)	\$13,866.42	\$0.00	\$13,866.42	\$13,866.42
WP395	Hansen Furnace Replacement		(\$13,954.73)	(\$61.27)	(\$13,893.46)	\$0.00	(\$13,893.46)	(\$13,893.46)
	Total		(\$0.73)	(\$109.81)	\$109.08	\$0.00	\$109.08	\$109.08
WP143	Mitchell Park Greenhouse		(\$51,371.68)	(\$9,336,559.07)	\$9,285,187.39	\$9,285,187.39	\$9,285,187.39	\$9,285,187.39
WP143	Mitchell Park Greenhouse		\$51,372.20	\$9,336,560.00	(\$9,285,187.80)	(\$9,285,187.80)	(\$9,285,187.80)	(\$9,285,187.80)
	Total		\$0.52	\$0.93	(\$0.41)	\$0.00	\$0.00	\$0.00
Total Dept. of Parks, Recreation and Culture			(\$12,234.33)	(\$31,211.08)	\$18,976.75	\$153.95	\$18,822.80	

Capital Improvement Carryovers
2013 Carryover to 2014

Schedule of Expenditure Appropriations and Revenues Not Recommended for Carryover

Division	Description		Total Lapsed Appropriations	Total Lapsed Revenue	Lapsed Net Appropriations	Cash	Bonds
TRANSPORTATION & PUBLIC WORKS							
Airports							
Active Projects							
Zoo							
Active Projects							
WZ014	Australian Building Renovations	59	(\$0.45)	\$0.00	(\$0.45)	\$0.00	(\$0.45)
WZ014	Drive In Admission Booths Transformer	60	\$0.00	\$0.00	\$0.00	\$0.00	\$0.00
WZ014	Bird Winter Quarters HVAC Replacement	61	\$0.00	\$0.00	\$0.00	\$0.00	\$0.00
WZ014	ARC HVAC Replacement	62	(\$333.77)	(\$2.26)	(\$331.51)	\$0.00	(\$331.51)
WZ014	Seal Pool Filter Room Rehabilitation	63	(\$4,602.58)	(\$3.27)	(\$4,599.31)	\$0.00	(\$4,599.31)
WZ014	Small Mammal HVAC Replacement	64	\$0.00	\$0.00	\$0.00	\$0.00	\$0.00
	Total		(\$4,936.80)	(\$5.53)	(\$4,931.27)	\$0.00	(\$4,931.27)
WZ038	Peck Center HVAC Replacement	01	(\$8,320.02)	\$0.00	(\$8,320.02)	\$0.00	(\$8,320.02)
WZ038	Peck Center HVAC Replacement	01	\$8,267.90	(\$0.26)	\$8,268.16	\$0.00	\$8,268.16
WZ038	Peck Boardwalk Electrical Piping Replacement	02	(\$0.00)	\$0.00	(\$0.00)	\$0.00	(\$0.00)
WZ038	Peck Center Flooring Replacement	03	\$0.00	\$0.00	\$0.00	\$0.00	\$0.00
	Total	0	(\$52.12)	(\$0.26)	(\$51.86)	\$0.00	(\$51.86)
WZ040	Polar Bear & Seal Exhibit Shade Structure	01	(\$1,330.41)	\$0.00	(\$1,330.41)	\$0.00	(\$1,330.41)
WZ040	Polar Bear & Seal Exhibit Shade Structure	01	\$1,329.14	(\$80.95)	\$1,410.09	\$0.00	\$1,410.09
	Total		(\$1.27)	(\$80.95)	\$79.68	\$0.00	\$79.68
WZ041	Aviary Fire and Smoke Detection Devices	01	\$2,695.35	(\$0.05)	\$2,695.40	\$0.00	\$2,695.40
WZ042	Primate House Fire and Smoke Detection Devices	01	(\$1,492.47)	(\$7.25)	(\$1,485.22)	\$0.00	(\$1,485.22)
WZ045	AHC ELECTRICAL SERV EXTENSION	01	\$474.33	(\$2.44)	\$476.77	\$0.00	\$476.77
WZ057	Aviary Roof Replacement	01	(\$0.18)	(\$22.62)	\$22.44	\$0.00	\$22.44
WZ058	Winter Quarters Barn Renovation - Camel	01	\$6,802.82	(\$1.52)	\$6,804.34	\$0.00	\$6,804.34
WZ063	Winter Quarters Main Roof Replacement	01	\$36,290.72	(\$50.00)	\$36,340.72	\$0.00	\$36,340.72
WZ063	Winter Quarters Main Roof Replacement	01	(\$36,290.42)	(\$179.56)	(\$36,110.86)	\$0.00	(\$36,110.86)
	Total	0	\$0.30	(\$229.56)	\$229.86	\$0.00	\$229.86
WZ067	Zoo Sea Lion Show Pool Coating	01	\$0.68	(\$49.39)	\$50.07	\$0.00	\$50.07
WZ073	Zoo South end Service/Train Garage Improvement	01	\$0.41	(\$68.82)	\$69.23	\$0.00	\$69.23
WZ078	Elephant Shade Structure	01	\$13,448.38	\$0.00	\$13,448.38	\$0.00	\$13,448.38
WZ078	Elephant Shade Structure	01	(\$11,533.35)	(\$0.43)	(\$11,532.92)	\$0.00	(\$11,532.92)
	Total		\$1,915.03	(\$0.43)	\$1,915.46	\$0.00	\$1,915.46
WZ083	Zoo Pavement Replacement and Lighting	01	(\$0.15)	(\$480.10)	\$479.95	\$0.00	\$479.95

Capital Improvement Carryovers
2013 Carryover to 2014

Schedule of Expenditure Appropriations and Revenues Not Recommended for Carryover

Division	Description	Airports	Total Lapsed		Lapsed Net	Cash	Bonds
			Appropriations	Revenue			
WZ089	Zoo South End Hay Barn Roof Replacement	01 1	(\$19,723.59)	\$0.00	(\$19,723.59)	\$0.00	(\$19,723.59)
WZ089	Zoo South End Hay Barn Roof Replacement	01 2	\$19,723.99	(\$9.49)	\$19,733.48	\$0.00	\$19,733.48
	Total		\$0.40	(\$9.49)	\$9.89	\$0.00	\$9.89
WZ093	Zoo Storm Drain and Manhole Rehabilitation	01 2	(\$0.50)	\$0.00	(\$0.50)	\$0.00	(\$0.50)
WZ099	Zoo Aquatic Reptile Center Chimney Bases	01 2	(\$0.35)	(\$11.47)	\$11.12	\$0.00	\$11.12
WZ100	Zoo Elephant Service Area Utility	01 1	(\$77.38)	\$0.00	(\$77.38)	\$0.00	(\$77.38)
WZ100	Zoo Elephant Service Area Utility	01 2	\$76.75	(\$21.79)	\$98.54	\$0.00	\$98.54
	Total		(\$0.63)	(\$21.79)	\$21.16	\$0.00	\$21.16
WZ101	Zoo Apes Building Boiler Replacement	01 1	\$14,336.00	\$0.00	\$14,336.00	\$0.00	\$14,336.00
WZ101	Zoo Apes Building Boiler Replacement	01 1	(\$14,336.03)	(\$121.88)	(\$14,214.15)	\$0.00	(\$14,214.15)
	Total	0 0	(\$0.03)	(\$121.88)	\$121.85	\$0.00	\$121.85
WZ103	Zoo Train Garage Overhead Crane	01 1	\$6,429.76	\$0.00	\$6,429.76	\$0.00	\$6,429.76
WZ103	Zoo Train Garage Overhead Crane	01 2	(\$6,430.00)	(\$24.89)	(\$6,405.11)	\$0.00	(\$6,405.11)
	Total		(\$0.24)	(\$24.89)	\$24.65	\$0.00	\$24.65
WZ107	Zoo Bear Service Area Improvements	01 1	\$0.00	\$0.00	\$0.00	\$0.00	\$0.00
WZ107	Zoo Bear Service Area Improvements	01 2	\$0.35	(\$205.94)	\$206.29	\$0.00	\$206.29
	Total		\$0.35	(\$205.94)	\$206.29	\$0.00	\$206.29
WZ108	Peck Boardwalk	01 1	\$0.43	\$0.00	\$0.43	\$0.00	\$0.43
WZ108	Peck Boardwalk	01 2	\$0.07	\$0.00	\$0.07	\$0.00	\$0.07
	Total		\$0.50	\$0.00	\$0.50	\$0.00	\$0.50
WZ110	Penguin Chiller Replacement	01 4	\$13.23	\$0.00	\$13.23	\$0.00	\$13.23
WZ114	Zoo Life Support Emergency Generator	01 1	\$8,410.00	\$0.00	\$8,410.00	\$0.00	\$8,410.00
WZ114	Zoo Life Support Emergency Generator	01 2	(\$2,760.18)	(\$12.80)	(\$2,747.38)	\$0.00	(\$2,747.38)
	Total		\$5,649.82	(\$12.80)	\$5,662.62	\$0.00	\$5,662.62
WZ115	Great Apes Mechanical Room Roof Replacement	01 1	\$4,759.00	\$0.00	\$4,759.00	\$0.00	\$4,759.00
WZ115	Great Apes Mechanical Room Roof Replacement	01 2	(\$2,759.18)	(\$12.80)	(\$2,746.38)	\$0.00	(\$2,746.38)
	Total		\$1,999.82	(\$12.80)	\$2,012.62	\$0.00	\$2,012.62
WZ600	Zoo Master Plan	01 1	\$0.32	\$0.00	\$0.32	\$0.32	\$0.32
WZ601	Point of Sale Replacement	01 1	(\$4,463.04)	(\$20.71)	(\$4,442.33)	(\$4,442.33)	(\$4,442.33)
WZ029	Special Exhibits Building Roof Replacement	01 1	\$0.00	\$0.00	\$0.00	\$0.00	\$0.00

Capital Improvement Carryovers
2013 Carryover to 2014

Schedule of Expenditure Appropriations and Revenues Not Recommended for Carryover

Division	Description		Total Lapsed Appropriations	Total Lapsed Revenue	Lapsed Net Appropriations	Cash	Bonds
TRANSPORTATION & PUBLIC WORKS							
Airports							
Active Projects	Special Exhibits Building Roof Replacement	01 2	\$0.00	(\$400.00)	\$400.00	\$0.00	\$400.00
WZ029	Total		\$0.00	(\$400.00)	\$400.00	\$0.00	\$400.00
WZ597	Resurface Parking Lots	0 0	\$0.00	\$0.00	\$0.00	\$0.00	\$0.00
WZ599	Pachyderm Building Modification	0 0	\$0.00	\$0.00	\$0.00	(\$800.00)	\$800.00
	Total Inactive Zoo		\$0	(\$400)	\$400	(\$800.00)	\$1,200.00
	Total Zoo		\$8,605.58	(\$1,790.69)	\$10,396.27	(\$5,242.01)	\$15,638.28
	TOTAL PARKS, RECREATION & CULTURE		(\$4,006.38)	(\$33,009.38)	\$29,003.00	(\$5,088.06)	\$34,091.06
HEALTH & HUMAN SERVICES							
DHS-Behavioral Health Division							
Active Projects	BHD Parking Lots	01 1	\$0.59	\$0.00	\$0.59	\$0.00	\$0.59
WE027	BHD Parking Lots	01 2	\$0.60	\$0.00	\$0.60	\$0.00	\$0.60
	Total		\$1.19	\$0.00	\$1.19	\$0.00	\$1.19
WE033	Behavioral Health Facility	01 1	\$1.00	\$0.00	\$1.00	\$0.00	\$1.00
WE033	Behavioral Health Facility	01 2	\$0.00	\$0.00	\$0.00	\$0.00	\$0.00
WE033	Behavioral Health Facility - Furniture	02 2	\$1.00	\$0.00	\$1.00	\$0.00	\$1.00
WE033	BHD Kitchen Renovations/Equip. Smoke Doors	03 2	\$0.00	\$0.00	\$0.00	\$0.00	\$0.00
WE033	BHD Concrete Stairs and Fireproof Medical Records Room	04 2	\$0.00	\$0.00	\$0.00	\$0.00	\$0.00
	Total		\$2.00	\$0.00	\$2.00	\$0.00	\$2.00
WE048	EMS - Zoll Cardiac Monitor/Defibrillator Z Series	01 4	\$71.80	\$0.00	\$71.80	\$0.00	\$71.80
WE028	Replace Nurse Call System	01 1	\$0.00	\$0.00	\$0.00	\$0.00	\$0.00
WE028	Replace Nurse Call System	01 2	(\$1,000.00)	\$0.00	(\$1,000.00)	\$0.00	(\$1,000.00)
WE028	Replace Nurse Call System	02 1	(\$6,532.84)	(\$25.73)	(\$6,507.11)	\$0.00	(\$6,507.11)
WE028	Replace Nurse Call System	02 2	\$7,534.00	\$0.00	\$7,534.00	\$0.00	\$7,534.00
	Total		\$1.16	(\$25.73)	\$26.89	\$0.00	\$26.89
	Total DHS-Mental Health Division		\$76.15	(\$25.73)	\$101.88	\$0.00	\$101.88
DPW County Grounds							
Active Projects	1000 MG Waterspheroid (190' TCI) Tank	01 1	(\$12,922.89)	\$0.00	(\$12,922.89)	\$0.00	(\$12,922.89)
WG012	1000 MG Waterspheroid (190' TCI) Tank	01 2	\$12,920.75	(\$21.84)	\$12,942.59	\$0.00	\$12,942.59
WG012	Total	0 0	(\$2.14)	(\$21.84)	\$19.70	\$0.00	\$19.70
WG026	CHILD CRT PARKING LOT /ACCESS	01 1	\$0.81	\$0.00	\$0.81	\$0.00	\$0.81
WG026	CHILD CRT PARKING LOT /ACCESS	01 2	\$0.00	\$0.00	\$0.00	\$0.00	\$0.00

Capital Improvement Carryovers
2013 Carryover to 2014

Schedule of Expenditure Appropriations and Revenues Not Recommended for Carryover

Division	Description		Total Lapsed Appropriations	Total Lapsed Revenue	Lapsed Net Appropriations	Cash	Bonds
TRANSPORTATION & PUBLIC WORKS							
Airports							
Active Projects	Total		\$0.81	\$0.00	\$0.81	\$0.00	\$0.81
	Total DPW County Grounds						
			(\$1.33)	(\$21.84)	\$20.51	(\$0.00)	\$20.51
Department of Human Services							
Active Projects	Variable Air Volume Boxes - Upgrade/Replace	01 1	(\$45,185.54)	\$0.00	(\$45,185.54)	\$0.00	(\$45,185.54)
WS032	Variable Air Volume Boxes - Upgrade/Replace	01 2	\$54,745.48	(\$13.56)	\$54,759.04	\$0.00	\$54,759.04
WS032	Total	0 0	\$9,559.94	(\$13.56)	\$9,573.50	\$0.00	\$9,573.50
WS034	Washington Park Senior Center Roof Replacement	01 1	(\$852.64)	\$0.00	(\$852.64)	\$0.00	(\$852.64)
WS034	Washington Park Senior Center Roof Replacement	01 2	(\$5,223.28)	(\$38.16)	(\$5,185.12)	\$0.00	(\$5,185.12)
	Total		(\$6,075.92)	(\$38.16)	(\$6,037.76)	\$0.00	(\$6,037.76)
WS035	Coggs - Roof Replacement	01 1	(\$2,737.30)	(\$6.21)	(\$2,731.09)	\$0.00	(\$2,731.09)
WS035	Coggs - Roof Replacement	01 2	(\$0.00)	\$0.00	(\$0.00)	\$0.00	(\$0.00)
	Total		(\$2,737.30)	(\$6.21)	(\$2,731.09)	\$0.00	(\$2,731.09)
WS038	Coggs Canopy Renovation	01 1	\$0.00	\$0.00	\$0.00	\$0.00	\$0.00
WS038	Coggs Canopy Renovation	01 2	\$0.31	(\$20.48)	\$20.79	\$0.00	\$20.79
	Total		\$0.31	(\$20.48)	\$20.79	\$0.00	\$20.79
WS040	McGovern Main Kitchen Replacement	05 1	\$368.00	\$0.00	\$368.00	\$0.00	\$368.00
WS040	McGovern Main Kitchen Replacement	05 2	(\$366.74)	(\$1.70)	(\$365.04)	\$0.00	(\$365.04)
	Total		\$1.26	(\$1.70)	\$2.96	\$0.00	\$2.96
	Total Department of Human Services		\$748.29	(\$80.11)	\$828.40	\$0.00	\$828.40
	TOTAL HEALTH & HUMAN SERVICES		\$823.11	(\$127.68)	\$950.79	\$0.00	\$950.79
GENERAL GOVERNMENT							
Courthouse Complex							
Active Projects	Criminal Justice Center Deputy Workstations	01 1	(\$51,750.90)	\$0.00	(\$51,750.90)	\$0.00	(\$51,750.90)
WC013	Criminal Justice Center Deputy Workstations	01 2	\$51,750.45	(\$72.71)	\$51,823.16	\$0.00	\$51,823.16
WC013	Total	0 0	(\$0.45)	(\$72.71)	\$72.26	\$0.00	\$72.26
WC014	Courthouse HVAC System	01 1	\$0.00	\$0.00	\$0.00	\$0.00	\$0.00
WC014	Courthouse HVAC System	01 2	(\$2,164.37)	\$0.00	(\$2,164.37)	\$0.00	(\$2,164.37)
	Total		(\$2,164.37)	\$0.00	(\$2,164.37)	\$0.00	(\$2,164.37)
WC023	CH Complex Automation & Access Control Upgrade	01 1	(\$84,861.01)	\$0.00	(\$84,861.01)	\$0.00	(\$84,861.01)
WC023	CH Complex Automation & Access Control Upgrade	01 2	\$84,860.99	(\$133.39)	\$84,994.38	\$0.00	\$84,994.38
	Total		(\$0.02)	(\$133.39)	\$133.37	\$0.00	\$133.37

Capital Improvement Carryovers
2013 Carryover to 2014

Schedule of Expenditure Appropriations and Revenues Not Recommended for Carryover

Division	Description	Active Projects	Total Lapsed Appropriations	Total Lapsed Revenue	Lapsed Net Appropriations	Cash	Bonds
TRANSPORTATION & PUBLIC WORKS							
Airports							
WC025	Courthouse Restroom Renovation		\$0.00	\$0.00	\$0.00	\$0.00	\$0.00
WC025	Courthouse Restroom Renovation		\$1.75	(\$42.66)	\$44.41	\$0.00	\$44.41
\$0.00	Total		\$1.75	(\$42.66)	\$44.41	\$0.00	\$44.41
WC027	Courthouse Ligh Court Window Replacement		(\$3,579.29)	\$0.00	(\$3,579.29)	\$0.00	(\$3,579.29)
WC027	Courthouse Ligh Court Window Replacement		\$3,579.99	(\$124.93)	\$3,704.92	\$0.00	\$3,704.92
\$0.00	Total		\$0.70	(\$124.93)	\$125.63	\$0.00	\$125.63
WC038	Courthouse Roof Drain Replacement		\$0.32	\$0.00	\$0.32	\$0.00	\$0.32
WC050	Courthouse Courtroom Public Address System		(\$3,391.41)	\$0.00	(\$3,391.41)	\$0.00	(\$3,391.41)
WC050	Courthouse Courtroom Public Address System		\$3,391.77	(\$12.32)	\$3,404.09	\$0.00	\$3,404.09
Total			\$0.36	(\$12.32)	\$12.68	\$0.00	\$12.68
WC070	Domestic Violence Area Reconstruction		\$200,848.46	\$0.00	\$200,848.46	\$0.00	\$200,848.46
WC070	Domestic Violence Area Reconstruction		(\$200,849.74)	(\$4.65)	(\$200,845.09)	\$0.00	(\$200,845.09)
\$0.00	Total		(\$1.28)	(\$4.65)	\$3.37	\$0.00	\$3.37
WC071	District Attorney Security Card System		\$0.10	(\$10.38)	\$10.48	\$0.00	\$10.48
WC075	Courthouse Masonry Improvements		(\$0.67)	\$0.00	(\$0.67)	(\$0.67)	\$0.00
WC075	Courthouse Masonry Improvements		\$0.00	\$0.00	\$0.00	\$0.00	\$0.00
\$0.00	Total		(\$0.67)	\$0.00	(\$0.67)	(\$0.67)	\$0.00
WC078	Milwaukee Justice Center Area Build Out		\$3,999.03	\$0.00	\$3,999.03	\$0.00	\$3,999.03
WC078	Milwaukee Justice Center Area Build Out		(\$3,998.60)	(\$18.55)	(\$3,980.05)	\$0.00	(\$3,980.05)
Total			\$0.43	(\$18.55)	\$18.98	\$0.00	\$18.98
WC081	Safety Building Cooling Tower Replacement		(\$3,831.27)	\$0.00	(\$3,831.27)	\$0.00	(\$3,831.27)
WC081	Safety Building Cooling Tower Replacement		\$3,830.87	(\$31.23)	\$3,862.10	\$0.00	\$3,862.10
Total			(\$0.40)	(\$31.23)	\$30.83	\$0.00	\$30.83
WC086	City Campus Cooling Tower		(\$2,074.78)	\$0.00	(\$2,074.78)	\$0.00	(\$2,074.78)
WC086	City Campus Cooling Tower		\$2,074.95	(\$31.73)	\$2,106.68	\$0.00	\$2,106.68
Total			\$0.17	(\$31.73)	\$31.90	\$0.00	\$31.90
WC087	New Huber Facility		\$153,233.13	(\$7.27)	\$153,240.40	\$0.00	\$153,240.40
WC098	Safety Building Witness Waiting Room		\$0.00	\$0.00	\$0.00	\$0.00	\$0.00
WC100	Courthouse Major Maintenance		(\$0.40)	\$0.00	(\$0.40)	(\$0.40)	\$0.00
WC103	CJF Cooling Tower		\$0.02	(\$93.89)	\$93.91	\$0.00	\$93.91

Capital Improvement Carryovers
2013 Carryover to 2014

Schedule of Expenditure Appropriations and Revenues Not Recommended for Carryover

Division	Description	Active Projects	Total Lapsed		Lapsed Net		Cash	Bonds
			Appropriations	Revenue	Appropriations	Revenue		
TRANSPORTATION & PUBLIC WORKS								
Airports								
Total Courthouse Complex			\$151,069.39	(\$583.71)	\$151,653.10	(\$1.07)	\$151,654.17	
House of Correction								
Active Projects								
WJ051	HOC Security Camera System	01	\$340,532.00	\$0.00	\$340,532.00	\$0.00	\$340,532.00	
WJ051	HOC Security Camera System	01	(\$340,421.39)	(\$111.68)	(\$340,309.71)	\$0.00	(\$340,309.71)	
WJ051	HOC Security Cameras	01	\$0.00	\$0.00	\$0.00	\$0.00	\$0.00	
\$0.00	Total	0	\$110.61	(\$111.68)	\$222.29	\$0.00	\$222.29	
WJ021	ACC HVAC System - Planning	01	\$615.89	(\$0.15)	\$616.04	\$0.00	\$616.04	
WJ021	ACC HVAC System - Replacement	01	\$0.00	\$0.00	\$0.00	\$0.00	\$0.00	
	Total	0	\$615.89	(\$0.15)	\$616.04	\$0.00	\$616.04	
Total House of Correction			\$726.50	(\$111.83)	\$838.33	\$0.00	\$838.33	
Other County Agencies								
Active Projects								
WO038	Marcus Center HVAC Upgrade	01	\$168,419.34	\$0.00	\$168,419.34	\$0.00	\$168,419.34	
WO038	Marcus Center HVAC Upgrade	01	(\$168,419.41)	(\$10.51)	(\$168,408.90)	\$0.00	(\$168,408.90)	
\$0.00	Total	0	(\$0.07)	(\$10.51)	\$10.44	\$0.00	\$10.44	
WO044	Will-o-Way Grant Floor Replacement	01	\$0.48	\$0.00	\$0.48	\$0.00	\$0.48	
WO044	Will-o-Way Grant Floor Replacement	01	\$0.00	\$0.00	\$0.00	\$0.00	\$0.00	
	Total	0	\$0.48	\$0.00	\$0.48	\$0.00	\$0.48	
WO048	Will-O-Way Grant HVAC Rehab	01	\$382.06	\$0.00	\$382.06	\$0.00	\$382.06	
WO048	Will-O-Way Grant HVAC Rehab	01	(\$381.63)	(\$1.77)	(\$379.86)	\$0.00	(\$379.86)	
\$0.00	Total	0	\$0.43	(\$1.77)	\$2.20	\$0.00	\$2.20	
WO057	Will-O-Way Storage Room	01	(\$0.69)	(\$3.02)	\$2.33	\$0.00	\$2.33	
WO060	Doctor Parks - Parking Lot	01	\$0.00	\$0.00	\$0.00	\$0.00	\$0.00	
WO060	Dineen Park Parking Lot	04	\$0.00	\$0.00	\$0.00	\$0.00	\$0.00	
WO060	Sports Complex Parking Lot	05	(\$2,369.84)	\$0.00	(\$2,369.84)	\$0.00	(\$2,369.84)	
WO060	Greene Park Parking Lot	06	(\$6,435.52)	\$0.00	(\$6,435.52)	\$0.00	(\$6,435.52)	
WO060	Hampton Ave. I-43 to Green Bay Road	07	(\$0.00)	\$0.00	(\$0.00)	\$0.00	(\$0.00)	
WO060	Hampton Ave. I-43 to Green Bay Road	07	(\$463.23)	\$0.00	(\$463.23)	\$0.00	(\$463.23)	
WO060	Rooft River Parkway - Service Yard to Rec Center	08	\$0.00	\$0.00	\$0.00	\$0.00	\$0.00	
WO060	Juneau Park - Landfill to Marina Lots	09	(\$490.22)	(\$2.27)	(\$487.95)	\$0.00	(\$487.95)	
WO060	Lapke Park - North Newberry to Pavilion	10	(\$2,079.00)	\$0.00	(\$2,079.00)	\$0.00	(\$2,079.00)	
WO060	KK Parkway - S. 57th St. to S. 60th St.	11	(\$4,952.51)	\$0.00	(\$4,952.51)	\$0.00	(\$4,952.51)	
WO060	KK Parkway - S. 57th St. to S. 60th St.	11	\$9,188.38	(\$7.92)	\$9,186.30	\$0.00	\$9,186.30	
WO060	Doctor Park - Road to Picnic Area #3 to Fox Point	12	\$5,193.57	(\$8.63)	\$5,202.20	\$0.00	\$5,202.20	

Capital Improvement Carryovers
2013 Carryover to 2014

Schedule of Expenditure Appropriations and Revenues Not Recommended for Carryover

Division	Description	Total Lapsed Appropriations	Total Lapsed Revenue	Lapsed Net Appropriations	Cash	Bonds
WO060	Grant Park - From Fort, NW to Lake Drive	\$2,409.82	(\$5.97)	\$2,415.79	\$0.00	\$2,415.79
WO060	Lake Park - Ravine Drive North to Service Drive	\$1.27	(\$17.84)	\$19.11	\$0.00	\$19.11
	Total	\$2.72	(\$42.63)	\$45.35	\$0.00	\$45.35
WO064	Wil-O-Way Recreation Center Entrance Addition	(\$4,655.97)	(\$21.60)	(\$4,634.37)	\$0.00	(\$4,634.37)
WO065	Wil-O-Way Recreation Center Renovation	(\$1,453.36)	\$0.00	(\$1,453.36)	\$0.00	(\$1,453.36)
WO071	Wil-O-Way Grant Recreation Center 2nd ADA Exit	\$0.72	(\$0.88)	\$1.60	\$0.00	\$1.60
WO073	Underwood Creek Pkwy Trail- W of Swan Blvd.	\$0.00	\$0.00	\$0.00	\$0.00	\$0.00
WO073	Underwood Creek Pkwy Trail- W of Swan Blvd.	(\$0.43)	(\$3.64)	\$3.21	\$0.00	\$3.21
	Total	(\$0.43)	(\$3.64)	\$3.21	\$0.00	\$3.21
WO106	Fleet Generator/Transfer Switch Replacement	(\$17,712.59)	\$0.00	(\$17,712.59)	\$0.00	(\$17,712.59)
WO106	Fleet Generator/Transfer Switch Replacement	\$0.00	\$0.00	\$0.00	\$0.00	\$0.00
WO106	Fleet Generator/Transfer Switch Replacement	\$17,712.76	(\$13.49)	\$17,726.25	\$0.00	\$17,726.25
	Total	\$0.17	(\$13.49)	\$13.66	\$0.00	\$13.66
WO112	Fleet General Equipment	\$0.00	\$0.00	\$0.00	\$0.00	\$0.00
WO112	Fleet General Equipment	(\$290,632.43)	(\$59.96)	(\$290,572.47)	\$0.00	(\$290,572.47)
WO112	Fleet Airport Equipment	\$0.00	\$0.00	\$0.00	\$0.00	\$0.00
WO112	Fleet Airport Equipment	\$20.00	(\$10,776.00)	\$10,796.00	\$10,796.00	\$0.00
WO112	Sheriff Fleet Equipment	\$0.00	\$0.00	\$0.00	\$0.00	\$0.00
WO112	HOC Fleet Equipment	\$9.53	(\$7.89)	\$17.42	\$0.00	\$17.42
WO112	Parks Fleet Equipment	\$290,735.65	(\$1.18)	\$290,736.83	\$0.00	\$290,736.83
WO112	Transit Fleet Equipment	\$0.00	\$0.00	\$0.00	\$0.00	\$0.00
WO112	Fleet Equipment Acquisition (Grant Funded)	\$0.00	\$0.00	\$0.00	\$0.00	\$0.00
	Total	\$132.75	(\$10,845.03)	\$10,977.78	\$10,796.00	\$181.78
WO114	O'Donnell Park Improvements	\$1,757.86	\$0.00	\$1,757.86	\$1,757.86	\$0.00
WO114	City Campus Facade and Other Inspections	\$0.82	\$0.00	\$0.82	\$0.82	\$0.00
WO114	City Campus Facade and Other Inspections	\$0.00	\$0.00	\$0.00	\$0.00	\$0.00
WO114	Museum Facade Repair and Replacement	(\$40,204.48)	(\$174.39)	(\$40,030.09)	\$0.00	(\$40,030.09)
WO114	Safety Building Restoration	(\$77,861.53)	\$0.00	(\$77,861.53)	\$0.00	(\$77,861.53)
WO114	Safety Building Restoration	\$167,659.84	(\$103.66)	\$167,763.50	\$0.00	\$167,763.50
WO114	GMA & LJT Airport Improvements	(\$0.50)	\$0.48	(\$0.98)	(\$0.98)	\$0.00
WO114	Research Park Infrastructure Improvements	\$0.00	\$0.00	\$0.00	\$0.00	\$0.00
WO114	County Grounds Improvements	(\$29,680.24)	\$0.00	(\$29,680.24)	(\$29,680.24)	\$0.00
WO114	Courthouse Complex Improvements	(\$2,295.04)	\$0.00	(\$2,295.04)	(\$2,295.04)	\$0.00
WO114	HOC Infrastructure Improvements	\$0.61	\$0.00	\$0.61	\$0.61	\$0.00
WO114	DHHS Infrastructure Improvements	\$0.00	\$0.00	\$0.00	\$0.00	\$0.00
WO114	Senior Centre Infrastructure Improvements	\$0.62	\$0.00	\$0.62	\$0.62	\$0.00
WO114	Trimborn Farm Infrastructure Improvements	\$0.00	\$0.00	\$0.00	\$0.00	\$0.00

Capital Improvement Carryovers
2013 Carryover to 2014

Schedule of Expenditure Appropriations and Revenues Not Recommended for Carryover

Division	Description	Airports	Total Lapsed		Lapsed Net		Cash	Bonds
			Appropriations	Revenue	Appropriations	Revenue		
Active Projects								
WO114	Transit Infrastructure Improvements	16	2	(\$17,122.03)	\$0.00	(\$17,122.03)		
WO114	Parks Infrastructure Improvements	17	2	\$0.85	\$0.00	\$0.85		
WO114	Zoo Infrastructure Improvements	18	2	(\$0.46)	\$0.00	(\$0.46)		
	Total			\$2,256.32	(\$277.57)	\$2,533.89		\$49,871.88
WO115	County Grounds Conversion from Chilled Water to Chillers (from	01	1	\$86,359.76	\$0.00	\$86,359.76		
WO115	County Grounds Conversion from Chilled Water to Chillers (from	01	2	(\$86,359.77)	\$0.00	(\$86,359.77)		
	Total			(\$0.01)	\$0.00	(\$0.01)		\$0.00
WO118	Historical Society Exterior Renovation	01	1	\$0.96	\$0.00	\$0.96		
WO128	Wil-O-Ways Grant Lighting	01	1	\$363.58	\$0.00	\$363.58		
WO128	Wil-O-Ways Grant Lighting	01	2	(\$362.75)	(\$190.84)	(\$171.91)		
	Total			\$0.83	(\$190.84)	\$191.67		\$0.00
WO129	Wil-O-Ways Underwood Wading Pool Improvements	01	2	\$0.40	(\$294.73)	\$295.13		\$295.13
WO131	Wil-O-Ways Underwood Single Stall Restroom	01	1	\$813.31	\$0.00	\$813.31		
WO131	Wil-O-Ways Underwood Single Stall Restroom	01	2	(\$813.07)	(\$372.72)	(\$440.35)		
	Total			\$0.24	(\$372.72)	\$372.96		\$0.00
WO132	Wil-O-Ways Underwood Recreation Center HVAC	01	1	\$476.00	\$0.00	\$476.00		\$476.00
WO132	Wil-O-Ways Underwood Recreation Center HVAC	01	2	(\$475.73)	(\$218.08)	(\$257.65)		(\$257.65)
	Total			\$0.27	(\$218.08)	\$218.35		\$218.35
WO133	Medical Examiner Cryostat Machine	01	4	\$21,327.05	(\$99.97)	\$21,427.02		\$21,427.02
WO141	Zoo Interchange	01	1	(\$1.05)	\$0.00	(\$1.05)		
WO141	Zoo Interchange - Alloc Contingency	02	1	\$0.00	\$0.00	\$0.00		
WO141	Zoo Interchange - Environ Assess/Traffic Impact	03	1	\$0.16	\$0.00	\$0.16		
WO141	Zoo Interchange - Signage	04	1	\$0.00	\$0.00	\$0.00		
WO141	Zoo Interchange - Mitigation Agreement	05	1	\$1.40	\$0.35	\$1.05		
WO141	Zoo Electrical and Communication Cables Relocation	06	2	\$0.83	\$0.00	\$0.83		
WO141	Fleet Mgmt O'Donnell Panels Relocation	07	2	\$0.00	\$0.00	\$0.00		
WO141	HIGHWAY YARD MOVE	08	2	\$0.46	\$0.00	\$0.46		
	Total			\$1.80	\$0.35	\$1.45		\$0.00
WO143	Fleet and Vel Phillips Heating Systems Replacement	01	2	\$3.90	\$0.00	\$3.90		
WO150	Courthouse Fire Project	01	2	\$2,675,000.08	\$0.00	\$2,675,000.08		
WO205	Advantage Capital Projects Module	01	4	\$0.00	\$0.00	\$0.00		
WO205	Fiscal Monitoring System	02	2	\$2,394.10	\$0.00	\$2,394.10		
WO205	Courts Scanning	04	2	(\$2,395.87)	\$0.00	(\$2,395.87)		

Capital Improvement Carryovers
2013 Carryover to 2014

Schedule of Expenditure Appropriations and Revenues Not Recommended for Carryover

Division	Description	Active Projects	Total Lapsed Appropriations	Total Lapsed Revenue	Lapsed Net Appropriations	Cash	Bonds
TRANSPORTATION & PUBLIC WORKS							
Airports							
WO215	Storage Expansion		\$0.80	(\$1,649.31)	\$1,650.11	\$0.00	\$1,650.11
	Total		\$0.80	(\$1,649.31)	\$1,650.11	\$0.00	\$1,650.11
WO218	Technical Infrastructure Replacement		\$0.38	(\$675.95)	\$676.33	\$0.00	\$676.33
	Total		\$0.38	(\$675.95)	\$676.33	\$0.00	\$676.33
WO219	Narrowbanding		\$2,152.23	(\$122.25)	\$2,274.48	\$0.00	\$2,274.48
WO221	Data Center Equipment and Construction		(\$17,522.83)	\$0.00	(\$17,522.83)	\$0.00	(\$17,522.83)
WO221	Data Center Equipment and Construction		\$3,677.50	\$0.00	\$3,677.50	\$0.00	\$3,677.50
WO221	Clean Agent Fire Suppression System in MIER		\$2,591.15	\$0.00	\$2,591.15	\$0.00	\$2,591.15
WO221	Clean Agent Fire Suppression System in MIER		\$32,534.79	(\$888.11)	\$33,422.90	\$0.00	\$33,422.90
WO221	Phase 2 Upgrade of MIER Server Room @ CJF		(\$20,800.00)	\$0.00	(\$20,800.00)	\$0.00	(\$20,800.00)
WO221	Phase 2 Upgrade of MIER Server Room @ CJF		(\$480.58)	(\$184.46)	(\$296.12)	\$0.00	(\$296.12)
	Total		\$0.03	(\$1,072.57)	\$1,072.60	\$0.00	\$1,072.60
WO223	Research Park Entrance Signage/Landscaping		\$0.84	\$0.45	\$0.39	\$0.39	\$0.00
WO224	Zoo Interchange Utilities Relocation		\$0.46	\$0.00	\$0.46	\$0.46	\$0.00
WO229	Warehouse Replacement		\$0.15	\$0.00	\$0.15	\$0.15	\$0.00
WO230	Fleet Highways Building Modification		\$0.72	\$0.00	\$0.72	\$0.72	\$0.00
WO422	In Squad Cameras - Vision Hawk Digital		\$4,871.00	(\$23.07)	\$4,894.07	\$0.00	\$4,894.07
WO423	Security Cameras in Criminal Justice Facility		\$0.00	\$0.00	\$0.00	\$0.00	\$0.00
WO423	Security Cameras in Criminal Justice Facility		(\$0.00)	\$0.00	(\$0.00)	\$0.00	(\$0.00)
WO423	Security Cameras in Criminal Justice Facility		\$1.00	\$0.00	\$1.00	\$0.00	\$1.00
	Total		\$1.00	\$0.00	\$1.00	\$0.00	\$1.00
WO433	Glass Partition Barrier Extension		(\$2,548.28)	\$0.00	(\$2,548.28)	\$0.00	(\$2,548.28)
WO433	Glass Partition Barrier Extension		\$2,548.69	(\$646.50)	\$3,195.19	\$0.00	\$3,195.19
	Total		\$0.41	(\$646.50)	\$646.91	\$0.00	\$646.91
WO444	MCSO - Electronic Medical Records System		\$1.00	\$0.00	\$1.00	\$0.00	\$1.00
WO444	MCSO - Electronic Medical Records System		\$0.00	\$0.00	(\$0.00)	\$0.00	(\$0.00)
WO444	MCSO - Electronic Medical Records System		\$0.00	\$0.00	\$0.00	\$0.00	\$0.00
	Total		\$1.00	\$0.00	\$1.00	\$0.00	\$1.00
WO508	Marcus Center - Pedestrian Pavement Replacement		\$0.00	\$0.00	\$0.00	\$0.00	\$0.00

Capital Improvement Carryovers
2013 Carryover to 2014

Schedule of Expenditure Appropriations and Revenues Not Recommended for Carryover

Division	Description	Airports	Appropriations	Revenue	Total Lapsed		Cash	Bonds
					Appropriations	Revenue		
WO509	Villa Terrace - Security System	01	2	(\$1.55)	\$0.00	(\$1.55)	\$0.00	(\$1.55)
WO511	Charles Allis - Security System	01	2	(\$3,637.16)	\$0.00	(\$3,637.16)	\$0.00	(\$3,637.16)
WO514	War Memorial Window Replacement & Repair (Eastern Window)	01	1	(\$0.35)	\$0.00	(\$0.35)	(\$0.35)	
WO514	War Memorial Window Replacement & Repair (North and South)	02	2	\$0.00	\$0.00	\$0.00	\$0.00	
	Total			(\$0.35)	\$0.00	(\$0.35)	(\$0.35)	\$0.00
WO515	WM WINDOW LEDGE LEAK REPAIR	01	1	\$0.00	\$0.00	\$0.00	\$0.00	
WO517	War Memorial Renovations	01	1	(\$36,027.60)	\$0.00	(\$36,027.60)	\$0.00	(\$36,027.60)
WO517	War Memorial Renovations	01	2	\$36,027.36	(\$0.50)	\$36,027.86	\$0.00	\$36,027.86
	Total			(\$0.24)	(\$0.50)	\$0.26	\$0.00	\$0.26
WO602	Main Frame Apps Migration	01	1	\$0.00	\$0.00	\$0.00	\$0.00	
WO606	Rewire County Facilities	01	1	\$107,950.00	\$0.00	\$107,950.00	\$0.00	\$107,950.00
WO606	Rewire County Facilities	01	2	\$24,562.21	\$0.00	\$24,562.21	\$0.00	\$24,562.21
WO606	Rewire County Facilities	01	4	\$78,400.80	(\$1,457.11)	\$79,857.91	\$0.00	\$79,857.91
WO606	BHD Wireless Infrastructure	02	4	\$30,242.61	(\$147.10)	\$30,389.71	\$0.00	\$30,389.71
	Total			\$241,156	(\$1,604)	\$242,760	\$0	\$242,759.83
WO614	Build Out Ten Sites to Digital	01	1	\$0.00	\$0.00	\$0.00	\$0.00	\$0.00
WO614	Build Out Ten Sites to Digital	01	2	\$0.00	\$0.00	\$0.00	\$0.00	\$0.00
WO614	Build Out Ten Sites to Digital	01	4	(\$0.84)	(\$12,226.52)	\$12,225.68	\$0.00	\$12,225.68
	Total			(\$0.84)	(\$12,226.52)	\$12,225.68	\$0.00	\$12,225.68
WO618	Franklin Public Safety Communication Project	01	1	\$0.00	\$0.00	\$0.00	\$0.00	\$0.00
WO618	Franklin Public Safety Communication Project	01	2	(\$0.58)	\$0.00	(\$0.58)	\$0.00	(\$0.58)
WO618	Franklin Public Safety Communication Project	01	4	\$0.00	\$0.00	\$0.00	\$0.00	\$0.00
	Total			(\$0.58)	\$0.00	(\$0.58)	\$0.00	(\$0.58)
WO619	Disaster Recovery Site	01	1	\$0.00	\$0.00	\$0.00	\$0.00	\$0.00
WO619	Disaster Recovery Site	01	2	\$0.00	\$0.00	\$0.00	\$0.00	\$0.00
WO619	Disaster Recovery Site	01	4	(\$0.82)	\$0.00	(\$0.82)	\$0.00	(\$0.82)
	Total			(\$0.82)	\$0.00	(\$0.82)	\$0.00	(\$0.82)
WO620	Greenfield Public Safety Communications	01	4	\$0.47	\$0.00	\$0.47	\$0.00	\$0.47
WO626	Computer Replacement	01	4	(\$0.10)	(\$7,554.49)	\$7,554.39	\$0.00	\$7,554.39
WO627	Medical Examiner Case Management System Replacement Pro.	01	4	\$0.34	(\$593.72)	\$594.06	\$0.00	\$594.06

Capital Improvement Carryovers
2013 Carryover to 2014

Schedule of Expenditure Appropriations and Revenues Not Recommended for Carryover

Division	Description		Total Lapsed Appropriations	Total Lapsed Revenue	Lapsed Net Appropriations	Cash	Bonds
TRANSPORTATION & PUBLIC WORKS							
Airports							
Active Projects							
WO870	Special Assessments	01 0	\$0.00	\$0.00	\$0.00	\$0.00	\$0.00
WO870	Special Assessments	01 1	\$0.18	\$0.00	\$0.18	\$0.18	\$0.00
WO870	Special Assessments	01 2	\$0.00	\$0.00	\$0.00	\$0.00	\$0.00
	Total		\$0.18	\$0.00	\$0.18	\$0.18	\$0.00
WO888	Todd Wehr Elevator Modernization	01 1	\$0.00	\$0.00	\$0.00	\$0.00	\$0.00
WO888	Todd Wehr Elevator Modernization	01 2	\$0.00	\$0.00	\$0.00	\$0.00	\$0.00
WO888	Todd Wehr Elevator Modernization	03 1	\$67,432.55	\$0.00	\$67,432.55	\$0.00	\$67,432.55
WO888	Todd Wehr Elevator Modernization	03 2	\$42,443.58	(\$2,342.85)	\$44,786.43	\$0.00	\$44,786.43
	Total		\$109,876.13	(\$2,342.85)	\$112,218.98	\$0.00	\$112,218.98
WO895	Countywide Revolving Engineering Account	01 0	(\$140.32)	\$0.00	(\$140.32)	(\$140.32)	\$0.00
	Total		(\$140.32)	\$0.00	(\$140.32)	(\$140.32)	\$0.00
WO949	INVENTORY & ASSESS CNTY BLDGS	01 1	(\$0.42)	\$0.00	(\$0.42)	(\$0.42)	\$0.00
WO029	Milwaukee County Historical Society Renovation	01 1	\$319.00	\$0.00	\$319.00	\$0.00	\$319.00
WO029	Milwaukee County Historical Society Renovation	01 2	\$0.00	\$0.00	\$0.00	\$0.00	\$0.00
	Total		\$319.00	\$0.00	\$319.00	\$0.00	\$319.00
WO098	Legislative Workflow and Public Access Program	01 1	\$0.00	\$0.00	\$0.00	\$0.00	\$0.00
WO098	Legislative Workflow and Public Access Program	01 2	\$2,787.34	\$0.00	\$2,787.34	\$2,787.34	\$0.00
	Total		\$2,787.34	\$0.00	\$2,787.34	\$2,787.34	\$0.00
WO999	1999 Expenditures w/o Project Number	99 1	\$0.00	\$0.00	\$0.00	\$0.00	\$0.00
	Total Inactive Other County Agencies		\$3,106.34	\$0.00	\$3,106.34	\$2,787.34	\$319.00
	Total Other County Agencies		\$3,050,002.54	(\$40,907.62)	\$3,090,910.16	\$2,641,675.40	\$449,234.76
	TOTAL GENERAL GOVERNMENT		\$3,201,798.43	(\$41,603.16)	\$3,243,401.59	\$2,641,674.33	\$601,727.26
	GRAND TOTAL CAPITAL IMPROVEMENTS		\$16,164,890.01	\$10,735,940.83	\$5,428,949.18	\$2,924,835.79	\$2,504,113.39
	9960 Corporate Purpose		\$5,879,265.87	\$2,508,977.86	\$3,370,288.01	\$2,636,586.64	\$733,701.37
	9960 Airport		\$10,285,624.14	\$8,226,962.97	\$2,058,661.17	\$288,249.15	\$1,770,412.02
						\$288,249.15	\$1,770,412.02
						\$2,675,000.00	Already Approved
						(\$38,413.36)	Net Deficit

