



MILWAUKEE COUNTY PARK RANGERS

2020 AFTER ACTION REPORT

(YEAR IN REVIEW)

11TH SEASON

- Goal is ALWAYS to provide a safe and positive and memorable experience for all that patronize our parks and lakefront
- Partner with local Law Enforcement Agencies as well as partner with local community groups to have stronger relationships, better strategies, and better communication
- Utilize Two Full-Time Lead Rangers, Eleven Part-Time Rangers, and Two Park Worker 3's to accomplish our goals





BRADFORD BEACH INITIATIVE

Allocating staff in needed areas to ensure the safety and security of all patrons visiting Milwaukee County Parks.

Divided Ranger staff into Beach patrol "Zone" areas focusing on disruptive behavior, dogs on beach, etc.



WADING POOL & SPLASH PAD INITIATIVE

Focused on 17 wading pools/Splash pads to ensure safety of patrons and employees

Patrolled 431 hours from late June to late August-reported no issues



MCKINLEY BEACH INITIATIVE

Patrolled over 700 hours in July & August monitoring McKinley Beach and adjacent areas of lakefront

Patrols included education to patrons, removal of patrons from water (over 809), carrying & providing life-saving equipment i.e. AED

RANGER STAFFING HOURS/PATROLS

- *No Overtime was utilized in 2020 to accomplish tasks and goals
- *Staff continuously flexible with hours
- *No sick call-ins and no sustained citizen complaints
- *Patrols of over 150 Parks and 15,000 acres consist of but limited to:

Citizen requests

Law Enforcement

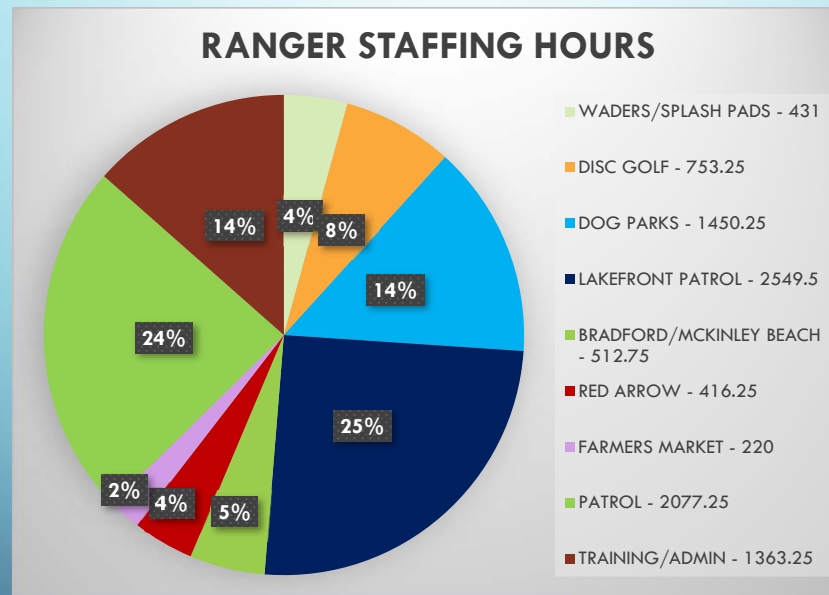
Parks management & constituents

Personal observations & trends



RANGER STAFFING HOURS

WITH NO MAJOR EVENTS SUCH AS JULY 3RD FIREWORKS, SUMMER MUSIC SHOW, CHINA LIGHTS, STAFFING WAS DISPERSED AS SHOWN
(10,108.25 TOTAL HOURS OF PATROL IN 2020)



PARK PATROL (ACTIVITY) HOURS

DISC GOLF COURSES

| | |
|--------|-----------------|
| 21.5 | BROWN DEER DISC |
| 0 | DINEEN DISC |
| 304.75 | DRETZKA DISC |
| 331.5 | ESTABROOK DISC |
| 95 | ROOT RIVER DISC |

DOG EXERCISE AREAS

| | |
|--------|---------------|
| 2.25 | BAY VIEW DEA |
| 461.25 | CURRIE DEA |
| 139 | ESTABROOK DEA |
| 75 | GRANVILLE DEA |
| 29 | ROVERWEST DEA |
| 312.25 | RUNWAY DEA |
| 131.5 | WARNIMONT DEA |

DOWNTOWN LAKEFRONT

| | |
|--------|------------------------------|
| 332.75 | BRADFORD BEACH |
| 77.75 | LAKE PARK & GOLF |
| 2092 | (LMD) LINCOLN MEMORIAL DRIVE |
| 180 | MCKINLEY BEACH |
| 100.5 | MCKINLEY MARINA |
| 222.5 | NORTH POINT |
| 0 | O'DONNELL |
| 42.75 | VETERANS |

PARKS

| | |
|--------|---|
| 1221 | PARKS ADMINISTRATION *Includes Training |
| 243.5 | RED ARROW RINK PATROL |
| 198 | SOUTH SHORE |
| 129.75 | BENDER |
| 125.75 | JACKSON |
| 125.5 | GRANT PARK & GOLF |
| 123.5 | MITCHELL DOMES FARMER MARKET |
| 108 | MITCHELL PARK |
| 107 | WILSON |
| 104.5 | PARKS IRON RANGER COLLECTION |
| 95.75 | WASHINGTON |
| 83.5 | LINCOLN PARK & GOLF |
| 81.25 | WHITNALL PARK & GOLF |
| 79.25 | CARVER |
| 70.5 | MITCHELL DOMES |
| 69 | ESTABROOK |
| 62 | HUMBOLDT |
| 56.75 | GREENFIELD PARK & GOLF |
| 49.25 | COOPER |
| 43.5 | DINEEN |
| 40.5 | MCCARTY |
| 37 | SHERIDAN |
| 36.75 | KERN |
| 36.25 | WEDGEWOOD |
| 36.25 | ZABLOCKI PARK & GOLF |

PARKS

| | |
|-------|--------------------------|
| 35.75 | SPORTS COMPLEX |
| 35.5 | KOSCIUSZKO |
| 34.25 | LAFOLLETTE |
| 33 | SMITH |
| 32.75 | PULASKI (CUDAHY) |
| 30 | LINDSAY |
| 29.5 | BROWN DEER PARK & GOLF |
| 29.5 | GORDON |
| 28 | KING |
| 27.75 | HOYT |
| 24.75 | KLETZSCH |
| 23.5 | JACOBUS |
| 23 | DOYNE PARK & GOLF |
| 20.75 | COUNTY GROUNDS |
| 20.75 | MOODY |
| 19 | DRETZKA PARK & GOLF |
| 19 | RED ARROW PARK |
| 18 | JUNEAU |
| 17.75 | COLUMBUS |
| 17.75 | UNDERWOOD CREEK PKWY (N) |
| 17.25 | MCGOVERN |
| 17 | TIEFENTHALER |
| 17 | WARNIMONT PARK & GOLF |
| 16.5 | GREENE |
| 15.5 | HONEY CREEK PKWY - NORTH |

DOG EXERCISE AREAS

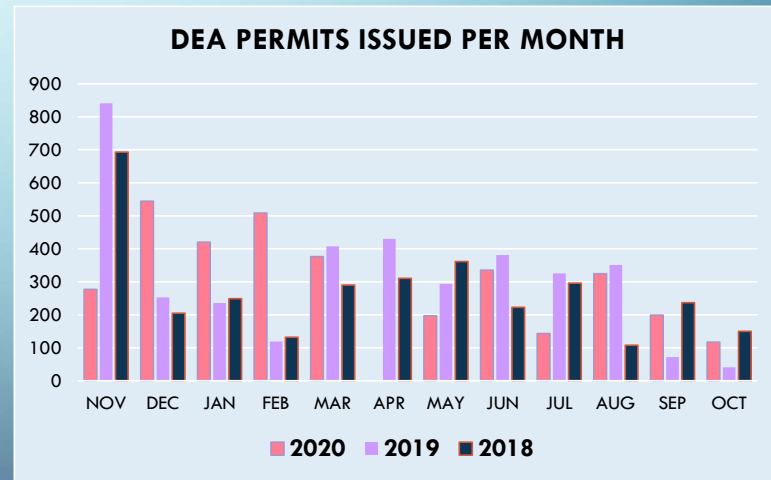
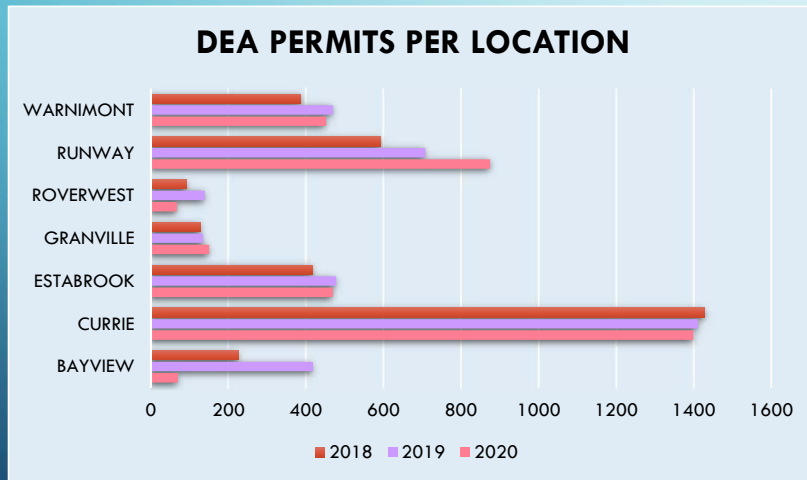
- * \$74,925.00 in revenue for Dog Exercise Area Permits
- * Although a 7% decrease from 2019, it is a **1483% increase** from 2012 and a **416% increase** from 2016



DOG EXERCISE AREAS

- 3,482 total permits sold
- 2,524 Annual and 958 Daily permits sold

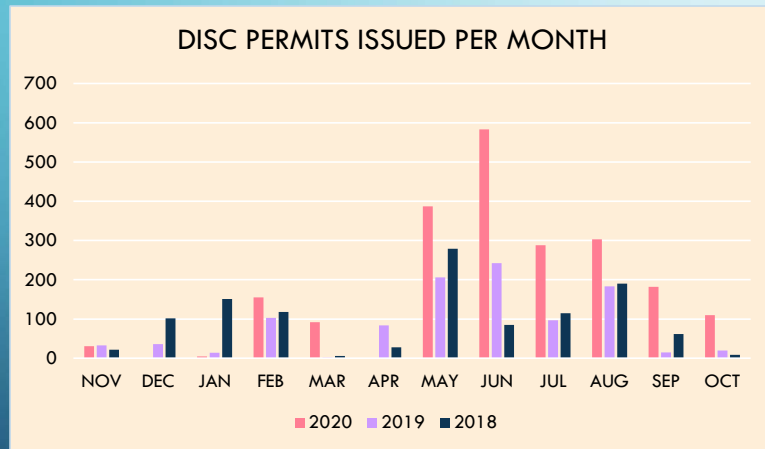
- At least 150 permits sold each month except April (DEA's closed), July (143), & October (117)
- Took advantage of favorable weather conditions December 19' thru February 20' (1,472 total permits)...previous best for these months was 2019 Fiscal year of 602 total permits



DISC GOLF COURSES

- Issued 3488 total permits
- Issued 970 total permits in May & June as compared to 444 in 2019

- Patrolled 752.75 hours at Disc Golf Courses
- Walked courses, utilized Utility carts to ensure the courses in entirety, were patrolled

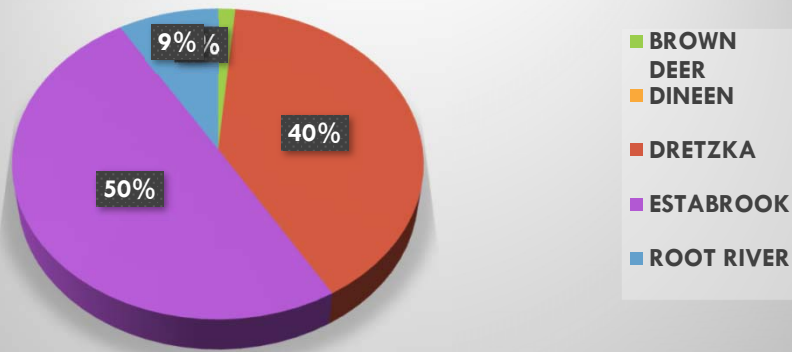


DISC GOLF COURSES

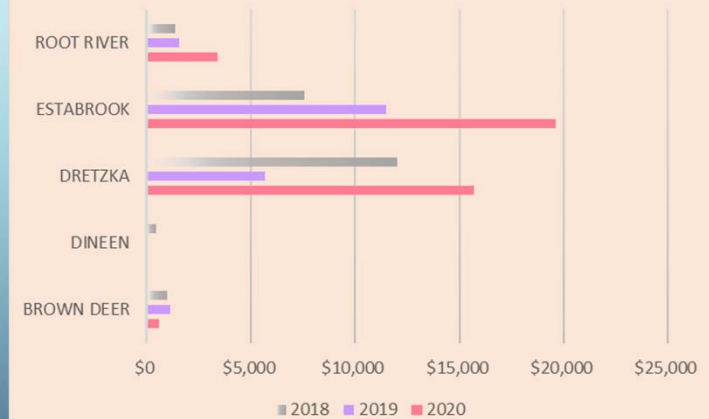
- Sold \$39,325.00 in permits
- Increase of 342% from 2015 (\$8,890.00) and 98% from 2019 (\$19,9815.50)



DISC LOCATION REVENUE

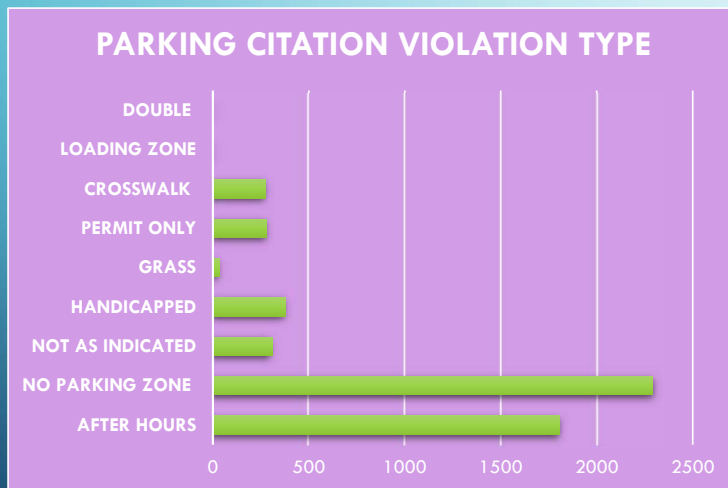


DISC PERMITS PER LOCATION



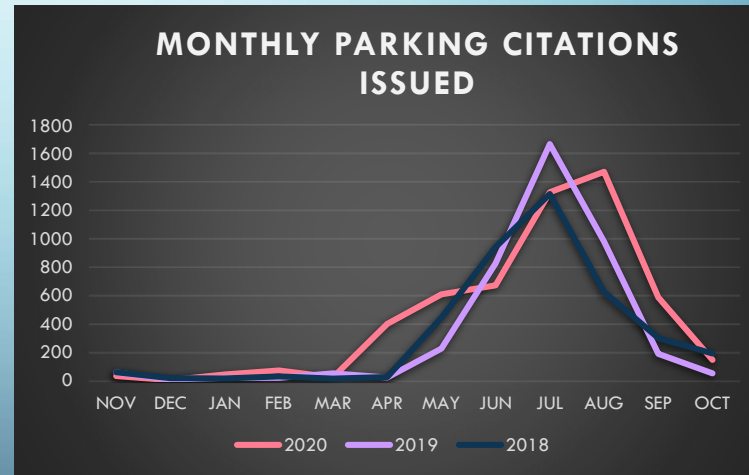
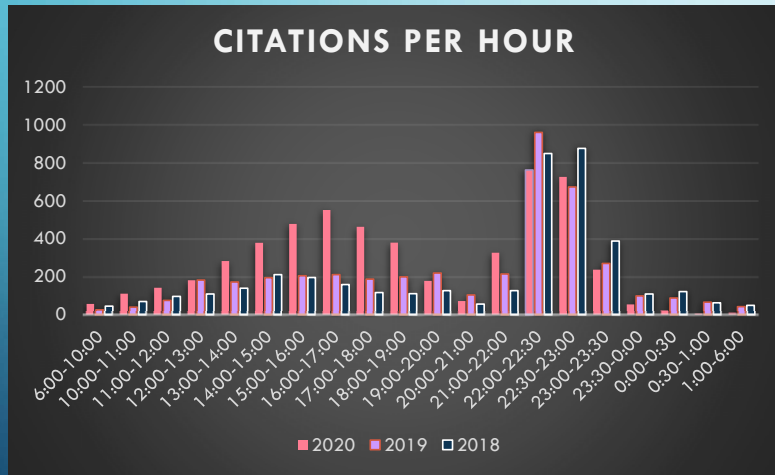
PARKING CITATIONS

- 2292 Citations for No Parking Zone
- 1808 Citations for After Hours (Park Closed)
- 379 Citations for Parked in Handicapped Area without Permit
- 309 Citations for Parked as Not Indicated by Markers



PARKING CITATIONS

- 1 489 Citations issued between 10PM & 11PM
- 27.6% of all Citations issued occurred during this time frame
- 5386 Citations issued in total
- 2793 Citations issued in July & August (1318 & 1475 respectively) totaling 51.9% of all Citations issued



PARKING CITATIONS

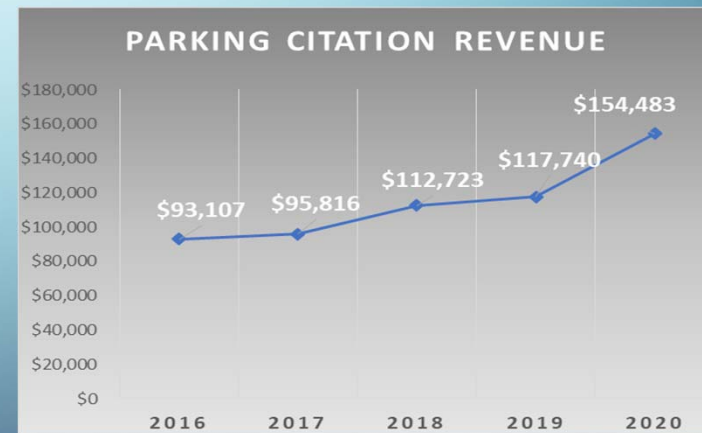
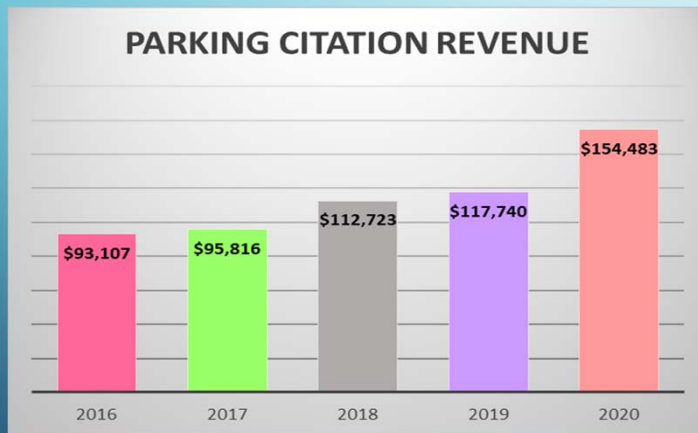
\$154,483.00 IN PARKING CITATIONS WRITTEN

31% INCREASE FROM 2019

65.9% INCREASE FROM 2016

387% INCREASE FROM 2012

WE RECEIVE \$29 FROM EVERY CITATION WRITTEN...\$6 PLUS GOES TO MCSO



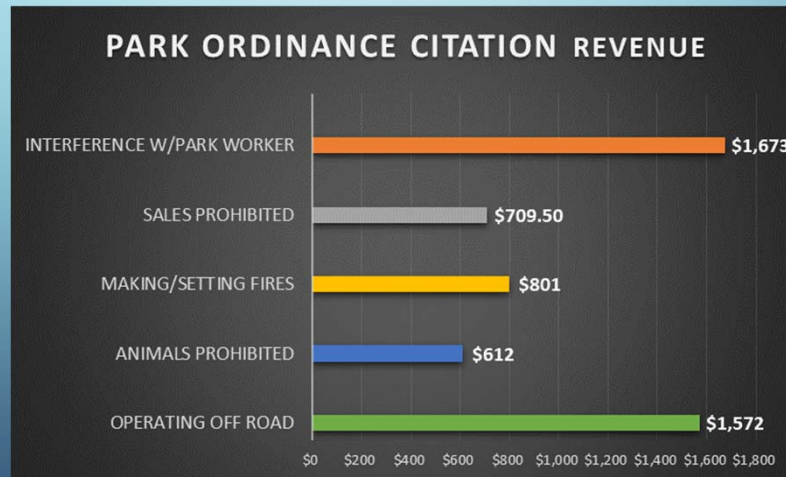
CHAPTER 47 SINCE MAY 29, 2020

- ANIMALS NOT ALLOWED (3 written)
47.06(2)
- DRIVING CONFINED TO REGULAR DRIVES
& PARKING AREAS (4 written) 47.10 (1)
- INTERFERENCE W/PARK EMPLOYEES
UNLAWFUL (6 written) 47.26
- MAKING/SETTING FIRES (3 written)
47.05(1)
- SALES/SOLICITATION PROHIBITED (3
written) 47.04(1)



CHAPTER 47

- 19 citations/cases...only 1 citation was dismissed...2 cases pending (1 Court scheduled for November 18 & 1 in custody for Homicide)
- 16 Guilty or No Contest pleas



2019/2020 FISCAL YEAR REVENUE AND STAFF LABOR COMPARISON

| 2019/2020 FISCAL YEAR REVENUE AND STAFF LABOR COMPARISON | | | | | | | | | | | | | | | | | | | |
|--|--------------|-------------------|-------------|---------------------|-------------------|-------------|-------------------|---------------------|-------------|------------------|------------|---------------------|-------------|---------|-------------------|---------------------|-------------------|-------------|---------|
| NOVEMBER | | | | DECEMBER | | | | JANUARY | | | | FEBRUARY | | | | | | | |
| AVERAGE REVENUE | | | | AVERAGE REVENUE | | | | AVERAGE REVENUE | | | | AVERAGE REVENUE | | | | | | | |
| \$10,979.00 | | | | \$9,985.50 | | | | \$9,635.00 | | | | \$10,957.50 | | | | | | | |
| 2018 | | 2019 | | CHANGE | | 2018 | | 2019 | | CHANGE | | 2019 | | 2020 | | CHANGE | | | |
| PK | \$1,624.00 | PK | \$899.00 | -45% | PK | \$174.00 | PK | \$87.00 | -50% | PK | \$551.00 | PK | \$1,189.00 | 116% | PK | \$551.00 | PK | \$2,059.00 | 274% |
| DEA | \$14,415.00 | DEA | \$4,120.00 | -71% | DEA | \$5,765.00 | DEA | \$12,995.00 | 125% | DEA | \$6,185.00 | DEA | \$10,385.00 | 68% | DEA | \$2,770.00 | DEA | \$12,300.00 | 344% |
| DISC | \$735.00 | DISC | \$165.00 | -78% | DISC | \$950.00 | DISC | \$0.00 | -100% | DISC | \$855.00 | DISC | \$105.00 | -88% | DISC | \$1,265.00 | DISC | \$2,970.00 | 135% |
| OTHER | \$0.00 | OTHER | \$0.00 | #DIV/0! | OTHER | \$0.00 | OTHER | \$0.00 | #DIV/0! | OTHER | \$0.00 | OTHER | \$0.00 | #DIV/0! | OTHER | \$0.00 | OTHER | \$0.00 | #DIV/0! |
| NOV 18 TOTAL | | NOV 19 TOTAL | | | DEC 18 TOTAL | | DEC 19 TOTAL | | | JAN 19 TOTAL | | JAN 20 TOTAL | | | FEB 19 TOTAL | | FEB 20 TOTAL | | |
| \$16,774.00 | | \$5,184.00 | | -69% | \$6,889.00 | | \$13,082.00 | | 90% | \$7,591.00 | | \$11,679.00 | | 54% | \$4,586.00 | | \$17,329.00 | | 278% |
| AVERAGE STAFF HOURS | | | | AVERAGE STAFF HOURS | | | | AVERAGE STAFF HOURS | | | | AVERAGE STAFF HOURS | | | | | | | |
| 506.375 | | | | 397.25 | | | | 459.75 | | | | 460.75 | | | | | | | |
| STAFF HOURS 11/18 | | STAFF HOURS 11/19 | | | STAFF HOURS 12/18 | | STAFF HOURS 11/19 | | | STAFF HOURS 1/19 | | STAFF HOURS 1/20 | | | STAFF HOURS 2/19 | | STAFF HOURS 2/20 | | |
| 583.75 | | 429 | | -27% | 342.75 | | 451.75 | | 32% | 332.5 | | 587 | | 77% | 391 | | 530.5 | | 36% |
| MARCH | | | | APRIL | | | | MAY | | | | JUNE | | | | | | | |
| AVERAGE REVENUE | | | | AVERAGE REVENUE | | | | AVERAGE REVENUE | | | | AVERAGE REVENUE | | | | | | | |
| \$11,618.50 | | | | \$12,355.50 | | | | \$24,953.00 | | | | \$37,981.00 | | | | | | | |
| 2019 | | 2020 | | CHANGE | | 2019 | | 2020 | | CHANGE | | 2019 | | 2020 | | CHANGE | | | |
| PK | \$1,421.00 | PK | \$638.00 | -55% | PK | \$609.00 | PK | \$11,542.00 | 1795% | PK | \$6,496.00 | PK | \$17,516.00 | 170% | PK | \$23,722.00 | PK | \$19,285.00 | -19% |
| DEA | \$9,645.00 | DEA | \$8,550.00 | -11% | DEA | \$10,240.00 | DEA | \$0.00 | -100% | DEA | \$6,725.00 | DEA | \$4,555.00 | -32% | DEA | \$8,660.00 | DEA | \$7,405.00 | -14% |
| DISC | \$50.00 | DISC | \$2,915.00 | 5730% | DISC | \$2,320.00 | DISC | \$0.00 | -100% | DISC | \$5,025.00 | DISC | \$9,500.00 | 89% | DISC | \$4,555.00 | DISC | \$12,335.00 | 171% |
| OTHER | \$0.00 | OTHER | \$18.00 | #DIV/0! | OTHER | \$0.00 | OTHER | \$0.00 | #DIV/0! | OTHER | \$0.00 | OTHER | \$89.00 | #DIV/0! | OTHER | \$0.00 | OTHER | \$0.00 | #DIV/0! |
| MAR 19 TOTAL | | MAR 20 TOTAL | | 9% | APR 19 TOTAL | | APR 20 TOTAL | | -12% | MAY 19 TOTAL | | MAY 20 TOTAL | | 74% | JUN 19 TOTAL | | JUN 20 TOTAL | | 6% |
| \$11,116.00 | | \$12,121.00 | | | \$13,169.00 | | \$11,542.00 | | | \$18,246.00 | | \$31,660.00 | | | \$36,937.00 | | \$39,025.00 | | |
| AVERAGE STAFF HOURS | | | | AVERAGE STAFF HOURS | | | | AVERAGE STAFF HOURS | | | | AVERAGE STAFF HOURS | | | | | | | |
| 392.375 | | | | 407.375 | | | | 797 | | | | 1209.625 | | | | | | | |
| STAFF HOURS 3/19 | | STAFF HOURS 3/20 | | -23% | STAFF HOURS 4/19 | | STAFF HOURS 4/20 | | 45% | STAFF HOURS 5/19 | | STAFF HOURS 5/20 | | 75% | STAFF HOURS 6/19 | | STAFF HOURS 6/20 | | -17% |
| 442.75 | | 342 | | | 332.25 | | 482.5 | | | 579.5 | | 1015 | | | 1321.25 | | 1098 | | |
| JULY | | | | AUGUST | | | | SEPTEMBER | | | | OCTOBER | | | | | | | |
| AVERAGE REVENUE | | | | AVERAGE REVENUE | | | | AVERAGE REVENUE | | | | AVERAGE REVENUE | | | | | | | |
| \$51,225.50 | | | | \$44,998.00 | | | | \$14,605.50 | | | | \$4,433.25 | | | | | | | |
| 2019 | | 2020 | | CHANGE | | 2019 | | 2020 | | CHANGE | | 2019 | | 2020 | | CHANGE | | | |
| PK | \$48,053.00 | PK | \$38,193.00 | -21% | PK | \$28,159.00 | PK | \$42,572.00 | 51% | PK | \$5,394.00 | PK | \$16,617.00 | 208% | PK | \$1,450.00 | PK | \$4,031.00 | 178% |
| DEA | \$6,935.00 | DEA | \$3,020.00 | -56% | DEA | \$6,840.00 | DEA | \$6,580.00 | -4% | DEA | \$1,255.00 | DEA | \$3,835.00 | 206% | DEA | \$985.00 | DEA | \$1,210.00 | 23% |
| DISC | \$1,590.00 | DISC | \$4,660.00 | 193% | DISC | \$2,220.00 | DISC | \$3,625.00 | 63% | DISC | \$140.00 | DISC | \$1,970.00 | 1307% | DISC | \$110.50 | DISC | \$1,080.00 | 877% |
| OTHER | \$0.00 | OTHER | \$0.00 | #DIV/0! | OTHER | \$0.00 | OTHER | \$0.00 | #DIV/0! | OTHER | \$0.00 | OTHER | \$0.00 | #DIV/0! | OTHER | \$0.00 | OTHER | \$0.00 | #DIV/0! |
| JUL 19 TOTAL | | JUL 20 TOTAL | | -19% | AUG 19 TOTAL | | AUG 20 TOTAL | | 42% | SEPT 19 TOTAL | | SEPT 20 TOTAL | | 230% | OCT 19 TOTAL | | OCT 20 TOTAL | | 148% |
| \$56,578.00 | | \$45,873.00 | | | \$37,219.00 | | \$52,777.00 | | | \$6,789.00 | | \$22,422.00 | | | \$2,545.50 | | \$6,321.00 | | |
| AVERAGE STAFF HOURS | | | | AVERAGE STAFF HOURS | | | | AVERAGE STAFF HOURS | | | | AVERAGE STAFF HOURS | | | | | | | |
| 1866.38 | | | | 1648 | | | | 1013.25 | | | | 877.375 | | | | | | | |
| STAFF HOURS 7/19 | | STAFF HOURS 7/20 | | -17% | STAFF HOURS 8/19 | | STAFF HOURS 8/20 | | 6% | STAFF HOURS 9/19 | | STAFF HOURS 9/20 | | 8% | STAFF HOURS 10/19 | | STAFF HOURS 10/20 | | -31% |
| 2040.75 | | 1692 | | | 1601 | | 1695.25 | | | 973 | | 1053.5 | | | 1037 | | 717.75 | | |
| 2019 YEAR END TOTAL | | | | 2019 LABOR TOTAL | | | | TOTAL CHANGE | | | | 2020 LABOR TOTAL | | | | 2020 YEAR END TOTAL | | | |
| PARKING CITATIONS | \$118,204.00 | | 54% | 9977.5 | | | | PK | \$36,424.00 | | 31% | 10094.25 | | | | PARKING CITATIONS | \$154,628.00 | | 57% |
| DEA PERMITS | \$80,420.00 | | 37% | | | | | DEA | -\$5,465.00 | | -7% | | | | | DEA PERMITS | \$74,955.00 | | 28% |
| DISC PERMITS | \$19,815.50 | | 9% | \$144,673.75 | | | | DISC | \$19,509.50 | | 98% | ESTIMATED PAYROLL | | | | DISC PERMITS | \$39,325.00 | | 15% |
| OTHER | \$0.00 | | 0% | | | | | OTHER | \$107.00 | | #DIV/0! | | | | | OTHER | \$107.00 | | 0% |
| TOTAL REVENUE | \$218,439.50 | | | | | | | TOTAL | \$50,575.50 | | 23% | | | | | TOTAL REVENUE | \$269,015.00 | | |
| | | | | LABOR | | | | 116.75 | | | | 1% | | | | | | | |

WHAT ARE THE TAXPAYERS GETTING OUT OF OUR RANGERS?

INVESTIGATIONS

- CRIMINAL DAMAGE TO PROPERTY
- ENCROACHMENT
- THEFT
- GRAFITTI



SPECIAL EVENTS

- CHINA LIGHTS
- JULY 3 FIREWORKS
- AIR SHOW
- BIG BANG/SUMMERFEST



BEER GARDENS

- MONITOR & DIRECT TRAFFIC
- ASSIST WITH TRAFFIC PLANS
- ASSIST WITH CASH DROPS
- REMOVE UNRULY PATRONS



WHAT ARE THE TAXPAYERS GETTING OUT OF OUR RANGERS?

| 2018 | NOV | DEC | JAN | FEB | MAR | APR | MAY | JUN | JUL | AUG | SEP | OCT | TOTAL | 2018 |
|-------|--------------|--------------|--------------|--------------|--------------|--------------|--------------|--------------|--------------|--------------|--------------|-------------|---------------|-------|
| DEA | \$ 13,030.00 | \$ 4,035.00 | \$ 5,780.00 | \$ 2,725.00 | \$ 6,210.00 | \$ 6,050.00 | \$ 7,175.00 | \$ 4,390.00 | \$ 5,200.00 | \$ 1,965.00 | \$ 2,210.00 | \$ 1,355.00 | \$ 60,125.00 | DEA |
| HOURS | 216.5 | 90.25 | 135.5 | 103.25 | 149 | 155.5 | 230.5 | 247.25 | 154 | 76.25 | 159.5 | 86.5 | 1804 | HOURS |
| RPH | \$ 60.18 | \$ 44.71 | \$ 42.66 | \$ 26.39 | \$ 41.68 | \$ 38.91 | \$ 31.13 | \$ 17.76 | \$ 33.77 | \$ 25.77 | \$ 13.86 | \$ 15.66 | \$ 33.33 | RPH |
| DISC | \$ 625.00 | \$ 3,580.00 | \$ 4,270.00 | \$ 1,715.00 | \$ 205.00 | \$ 790.00 | \$ 5,005.00 | \$ 1,890.00 | \$ 1,305.00 | \$ 2,225.00 | \$ 755.00 | \$ 75.00 | \$ 22,440.00 | DISC |
| HOURS | 26.5 | 66.5 | 80.5 | 75.5 | 13 | 26.5 | 111 | 76.5 | 76.5 | 108 | 59.25 | 11 | 730.75 | HOURS |
| RPH | \$ 23.58 | \$ 53.83 | \$ 53.04 | \$ 22.72 | \$ 15.77 | \$ 29.81 | \$ 45.09 | \$ 24.71 | \$ 17.06 | \$ 20.60 | \$ 12.74 | \$ 6.82 | \$ 30.71 | RPH |
| PK | \$ 1,566.00 | \$ 406.00 | \$ 348.00 | \$ 725.00 | \$ 348.00 | \$ 667.00 | \$ 12,383.00 | \$ 27,173.00 | \$ 37,729.00 | \$ 17,487.00 | \$ 8,613.00 | \$ 5,278.00 | \$ 112,723.00 | PK |
| HOURS | 132.5 | 299.25 | 294.5 | 356.5 | 181.25 | 187 | 680.5 | 1099.5 | 1436.25 | 1063.25 | 917.75 | 970.5 | 7618.75 | HOURS |
| RPH | \$ 11.82 | \$ 1.36 | \$ 1.18 | \$ 2.03 | \$ 1.92 | \$ 3.57 | \$ 18.20 | \$ 24.71 | \$ 26.27 | \$ 16.45 | \$ 9.38 | \$ 5.44 | \$ 14.80 | RPH |
| COMB | \$ 15,221.00 | \$ 8,021.00 | \$ 10,398.00 | \$ 5,165.00 | \$ 6,763.00 | \$ 7,507.00 | \$ 24,563.00 | \$ 33,453.00 | \$ 44,234.00 | \$ 21,677.00 | \$ 11,578.00 | \$ 6,708.00 | \$ 195,288.00 | COMB |
| HOURS | 375.5 | 456 | 510.5 | 535.25 | 343.25 | 369 | 1022 | 1423.25 | 1666.75 | 1247.5 | 1136.5 | 1068 | 10153.5 | HOURS |
| RPH | \$ 40.54 | \$ 17.59 | \$ 20.37 | \$ 9.65 | \$ 19.70 | \$ 20.34 | \$ 24.03 | \$ 23.50 | \$ 26.54 | \$ 17.38 | \$ 10.19 | \$ 6.28 | \$ 19.23 | RPH |
| 2019 | NOV | DEC | JAN | FEB | MAR | APR | MAY | JUN | JUL | AUG | SEP | OCT | TOTAL | 2019 |
| DEA | \$ 14,415.00 | \$ 5,765.00 | \$ 6,185.00 | \$ 2,770.00 | \$ 9,645.00 | \$ 10,240.00 | \$ 6,725.00 | \$ 8,660.00 | \$ 6,935.00 | \$ 6,840.00 | \$ 1,255.00 | \$ 985.00 | \$ 80,420.00 | DEA |
| HOURS | 352 | 114.75 | 61.25 | 66 | 150.5 | 177.25 | 121.75 | 219 | 192.25 | 206.5 | 63.75 | 15 | 1740 | HOURS |
| RPH | \$ 40.95 | \$ 50.24 | \$ 100.98 | \$ 41.97 | \$ 64.09 | \$ 57.77 | \$ 55.24 | \$ 39.54 | \$ 36.07 | \$ 33.12 | \$ 19.69 | \$ 65.67 | \$ 46.22 | RPH |
| DISC | \$ 735.00 | \$ 950.00 | \$ 855.00 | \$ 1,265.00 | \$ 50.00 | \$ 2,320.00 | \$ 5,025.00 | \$ 4,555.00 | \$ 1,590.00 | \$ 2,220.00 | \$ 140.00 | \$ 110.50 | \$ 19,815.50 | DISC |
| HOURS | 49.25 | 16.75 | 4 | 13.25 | 2.5 | 23.5 | 111 | 139.75 | 76.25 | 158.25 | 23.25 | 10.5 | 628.25 | HOURS |
| RPH | \$ 14.92 | \$ 56.72 | \$ 213.75 | \$ 95.47 | \$ 20.00 | \$ 98.72 | \$ 45.27 | \$ 32.59 | \$ 20.85 | \$ 14.03 | \$ 6.02 | \$ 10.52 | \$ 31.54 | RPH |
| PK | \$ 1,624.00 | \$ 174.00 | \$ 551.00 | \$ 551.00 | \$ 1,421.00 | \$ 609.00 | \$ 6,467.00 | \$ 23,606.00 | \$ 47,850.00 | \$ 28,043.00 | \$ 5,394.00 | \$ 1,450.00 | \$ 117,740.00 | PK |
| HOURS | 182.5 | 236 | 267.25 | 311.75 | 289.75 | 131.5 | 346.75 | 962.5 | 1772.25 | 1236.25 | 886 | 1011.5 | 7634 | HOURS |
| RPH | \$ 8.90 | \$ 0.74 | \$ 2.06 | \$ 1.77 | \$ 4.90 | \$ 4.63 | \$ 18.65 | \$ 24.53 | \$ 27.00 | \$ 22.68 | \$ 6.09 | \$ 1.43 | \$ 15.42 | RPH |
| COMB | \$ 16,774.00 | \$ 6,889.00 | \$ 7,591.00 | \$ 4,586.00 | \$ 11,116.00 | \$ 13,169.00 | \$ 18,217.00 | \$ 36,821.00 | \$ 56,375.00 | \$ 37,103.00 | \$ 6,789.00 | \$ 2,545.50 | \$ 217,975.50 | COMB |
| HOURS | 583.75 | 367.5 | 332.5 | 391 | 442.75 | 332.25 | 579.5 | 1321.25 | 2040.75 | 1601 | 973 | 1037 | 10002.25 | HOURS |
| RPH | \$ 28.73 | \$ 18.75 | \$ 22.83 | \$ 11.73 | \$ 25.11 | \$ 39.64 | \$ 31.44 | \$ 27.87 | \$ 27.62 | \$ 23.17 | \$ 6.98 | \$ 2.45 | \$ 21.79 | RPH |
| 2020 | NOV | DEC | JAN | FEB | MAR | APR | MAY | JUN | JUL | AUG | SEP | OCT | TOTAL | 2020 |
| DEA | \$ 4,120.00 | \$ 12,995.00 | \$ 10,385.00 | \$ 12,300.00 | \$ 8,550.00 | \$ - | \$ 4,555.00 | \$ 7,405.00 | \$ 3,020.00 | \$ 6,580.00 | \$ 3,835.00 | \$ 1,180.00 | \$ 74,925.00 | DEA |
| HOURS | 168.5 | 147 | 169.25 | 184 | 90 | 0 | 99 | 148.5 | 93 | 169.75 | 93.5 | 81 | 1443.5 | HOURS |
| RPH | \$ 24.45 | \$ 88.40 | \$ 61.36 | \$ 66.85 | \$ 95.00 | #DIV/0! | \$ 46.01 | \$ 49.87 | \$ 32.47 | \$ 38.76 | \$ 41.02 | \$ 14.57 | \$ 51.91 | RPH |
| DISC | \$ 165.00 | \$ - | \$ 105.00 | \$ 2,970.00 | \$ 2,915.00 | \$ - | \$ 9,500.00 | \$ 12,335.00 | \$ 4,660.00 | \$ 3,625.00 | \$ 1,970.00 | \$ 880.00 | \$ 39,125.00 | DISC |
| HOURS | 6.5 | 0.5 | 2 | 29.25 | 16.5 | 0 | 116.25 | 200.5 | 141 | 115.5 | 76.75 | 36 | 740.75 | HOURS |
| RPH | \$ 25.38 | \$ - | \$ 52.50 | \$ 101.54 | \$ 176.67 | #DIV/0! | \$ 81.72 | \$ 61.52 | \$ 33.05 | \$ 31.39 | \$ 25.67 | \$ 24.44 | \$ 52.82 | RPH |
| PK | \$ 899.00 | \$ 87.00 | \$ 1,189.00 | \$ 2,059.00 | \$ 638.00 | \$ 11,542.00 | \$ 17,516.00 | \$ 19,285.00 | \$ 38,193.00 | \$ 42,572.00 | \$ 16,646.00 | \$ 3,857.00 | \$ 154,483.00 | PK |
| HOURS | 254 | 304.25 | 415.75 | 317.25 | 235.5 | 482.5 | 799.75 | 749 | 1458 | 1410 | 883.25 | 512.25 | 7821.5 | HOURS |
| RPH | \$ 3.54 | \$ 0.29 | \$ 2.86 | \$ 6.49 | \$ 2.71 | \$ 23.92 | \$ 21.90 | \$ 25.75 | \$ 26.20 | \$ 30.19 | \$ 18.85 | \$ 7.53 | \$ 19.75 | RPH |
| COMB | \$ 5,184.00 | \$ 13,082.00 | \$ 11,679.00 | \$ 17,329.00 | \$ 12,103.00 | \$ 11,542.00 | \$ 31,571.00 | \$ 39,025.00 | \$ 45,873.00 | \$ 52,777.00 | \$ 22,451.00 | \$ 5,917.00 | \$ 268,533.00 | COMB |
| HOURS | 429 | 451.75 | 587 | 530.5 | 342 | 482.5 | 1015 | 1098 | 1692 | 1695.25 | 1053.5 | 629.25 | 10005.75 | HOURS |
| RPH | \$ 12.08 | \$ 28.96 | \$ 19.90 | \$ 32.67 | \$ 35.39 | \$ 23.92 | \$ 31.10 | \$ 35.54 | \$ 27.11 | \$ 31.13 | \$ 21.31 | \$ 9.40 | \$ 26.84 | RPH |



2021 GOALS

- Increase revenue by 10%
- Increase taxpayer value and advocate for additional Full-Time Ranger staff

2021 GOALS

- Work cooperatively with MCSO to explore parking citation increase from \$35 to \$40 (last increase was 2011)
- Continue to be transparent and continue to build our relationships and partner with our patrons and community
- Increase cameras and camera systems to assist with monitoring of Parks Systems
- Provide staff with more training opportunities



